

Epson ePOS SDK for iOS

User's Manual

[Functionality](#)[How to Use](#)[API Reference](#)[Device Specifications](#)[Sample Programs](#)[Application Guide](#)

Precautions

- Unauthorized duplication, copying, reproduction, or modification of any part or all of this document is strictly prohibited.
- Contents of this manual are subject to change without prior notice. Contact us directly for the most recent information.
- Every effort is made to ensure that the contents of this manual are without error. Please contact us if any errors or other issues are found.
- The previous statement notwithstanding, we will not be liable for any negative impact as a result of use.
- Epson shall not be liable for any damages caused as a result of using this product incorrectly, failing to comply with the content of this document, or having repair or modifications performed by third parties other than Epson or those specified by Epson.
- Epson shall not be liable for any issues as a result of installing optional parts or consumables that are not genuine Epson parts or parts certified by Epson.

Trademarks

Apple, Apple TV, Apple Watch, iPad, iPad Air, iPad Pro, iPhone, and Lightning are trademarks of Apple Inc., registered in the U.S. and other countries. tvOS is a trademark of Apple Inc.

IOS is a trademark or registered trademark of Cisco in the U.S. and other countries and is used under license.

Wi-Fi® is a registered trademark of Wi-Fi Alliance®.

The Bluetooth® word mark and logos are registered trademarks owned by Bluetooth SIG, Inc. and any use of such marks by Seiko Epson Corporation is under license.

QR Code is a registered trademark of Denso Wave Incorporated.

All other trademarks are the property of their respective owners and used for identification purpose only.



ESC/POS Command System

Epson has embarked on a global initiative by developing ESC/POS, a unique POS printer command system. ESC/POS contains a wealth of unique commands, many of which are patent-protected. Our system enables the configuration of versatile POS systems with a high level of scalability. In addition to being compatible with most Epson POS printers and displays, the flexibility provided by this unique control system facilitates ease of future upgrades. This functionality and convenience of use are appreciated around the world.

Safety Precautions

Meaning of Symbols

The following symbols are used in this manual. Make sure to understand the meaning of these symbols before using the product.

	Describes usage precautions that must be observed. Incorrect handling due to the disregard of this information may result in product failure or incorrect operation.
	Describes additional explanation or other useful information.

Usage Limitations

Please use our products in environments and systems designed with consideration to safety and disaster recovery such as fail-safe configurations and redundant designs, for example, if this product is used in applications in which a high level of reliability and safety in functionality and precision is required such as in aircraft, trains, ships, automobiles and other transportation-related applications or in crime prevention equipment and safety equipment.

This product is not intended for use in applications that require extremely high levels of reliability and safety such as in aerospace equipment, trunk-line communications equipment, nuclear power control equipment, and medical equipment. Consider your usage environment and requirements carefully before using this product in such applications.

About this Manual

Purpose of this Manual

This manual provides the information necessary to develop applications using Epson ePOS SDK for iOS.

Organization of this Manual

This manual is organized into the following chapters.

- Chapter 1 [Functionality](#)
- Chapter 2 [How to Use](#)
- Chapter 3 [API Reference](#)
- Chapter 4 [Device Specifications](#)
- Chapter 5 [Sample Programs](#)
- Chapter 6 [Application Guide](#)

Contents

■ Safety Precautions	3
Meaning of Symbols	3
■ Usage Limitations	3
■ About this Manual	3
Purpose of this Manual	3
Organization of this Manual	3
■ Contents	4

Functionality 13

■ Application Development in Epson ePOS SDK for iOS	13
TM Printer Models	14
Customer Display Models	15
TM Printer + DM-D + barcode scanner model	16
POS Terminal Model	17
■ Epson ePOS SDK for iOS Development Environment	18
■ Application Operating Environment	18
Supported printers	18
Functions provided in each printer	20
Controllable Peripheral Devices	23
■ Downloadable Content	24
■ Web Content	24
■ Limitations	25

How to Use 26

■ Printer Connections	26
■ Creating an Epson ePOS SDK for iOS Project	26
■ Programming Guide	29
Programming Flow	29
Effective range of command buffers for setting	35
Status	36

API Reference 37

■ List of ePOS SDK API	37
Epos2Printer class	37
Epos2LFPrinter class	43
Epos2HybridPrinter class	45
Epos2LineDisplay class	48
Epos2Keyboard class	50
Epos2POSKeyboard class	51

Epos2BarcodeScanner class	51
Epos2MSR class	51
Epos2SimpleSerial class	52
Epos2GermanyFiscalElement class	52
Epos2OtherPeripheral class	52
Epos2CommBox class	53
Common to all classes	53
Epos2Discovery class	53
Epos2Log class	53
Epos2BluetoothConnection class	54
EasySelect class	54
EasySelectInfo class	54

■ Epos2Printer Class 55

initWithPrinterSeries	55
connect	58
disconnect	62
startMonitor	63
stopMonitor	65
getStatus	66
sendData	69
beginTransaction	70
endTransaction	71
requestPrintJobStatus	72
clearCommandBuffer	73
addTextAlign	74
addLineSpace	75
addTextRotate	76
addText	77
addTextLang	78
addTextFont	79
addTextSmooth	80
addTextSize	81
addTextStyle	82
addHPosition	84
addFeedUnit	85
addFeedLine	86
addImage	87
addLogo	91
addBarcode	92
addSymbol	97
addHLine	102
addVLineBegin	104
addVLineEnd	106
addPageBegin	107
addPageEnd	108
addPageArea	109
addPageDirection	111
addPagePosition	112
addPageLine	114
addPageRectangle	116
addRotateBegin	118
addRotateEnd	120
addCut	121
addPulse	123
addSound	125
addFeedPosition	127
addLayout	128

addCommand	132
getMaintenanceCounter.....	133
resetMaintenanceCounter	135
getPrinterSetting	137
setPrinterSetting	141
getPrinterSettingEx	145
getPrinterSettingEx[Obsolete].....	147
setPrinterSettingEx	149
setPrinterSettingEx[Obsolete1].....	151
setPrinterSettingEx[Obsolete2].....	153
verifyPassword.....	155
verifyPassword[Obsolete].....	157
getPrinterInformation	159
downloadFirmwareList.....	163
getPrinterFirmwareInfo	166
verifyUpdate.....	168
verifyUpdate[Obsolete]	170
updateFirmware.....	172
updateFirmware[Obsolete].....	175
forceRecover.....	178
forcePulse	179
forceStopSound	181
forceCommand.....	182
forceReset.....	183
setStatusChangeEventDelegate	184
setReceiveEventDelegate	186
setGetPrinterSettingExDelegate.....	188
setSetPrinterSettingExDelegate.....	190
setVerifyPasswordDelegate	192
interval.....	194

■ Epos2LFCPrinter class 195

initWithPrinterSeries	195
connect	197
disconnect.....	199
startMonitor	200
stopMonitor	201
getStatus.....	202
sendLFCDData	205
setLFCStatusChangeEventDelegate.....	207
setSendCompleteEventDelegate	209
setPrintCompleteEventDelegate	211

■ Epos2HybridPrinter class..... 212

initWithLang.....	212
connect	213
disconnect.....	216
startMonitor	217
stopMonitor	218
getStatus.....	219
sendData.....	221
beginTransaction	222
endTransaction.....	223
clearCommandBuffer	224
selectPaperType.....	225
waitInsertion	226
cancellInsertion	227
ejectPaper	228

readMicrData.....	229
cleanMicrReader	231
forceRecover.....	232
forcePulse	233
forceCommand.....	235
forceReset.....	236
paperType	237
interval.....	238
waitTime	239
mode40Cpl	240
setStatusChangeEventDelegate	241
setReceiveEventDelegate	243

■ Epos2LineDisplay Class..... 246

initWithDisplayModel	246
connect	247
disconnect.....	251
getStatus.....	252
sendData.....	253
clearCommandBuffer.....	254
addInitialize	255
addCreateWindow	256
addDestroyWindow.....	258
addSetCurrentWindow.....	259
addClearCurrentWindow.....	260
addCreateScreen	261
addCreateScreenCustom.....	264
addCreateTextArea.....	267
addDestroyTextArea	269
addSetCurrentTextArea	270
addClearCurrentTextArea	271
addSetCursorPosition	272
addMoveCursorPosition	274
addSetCursorPosition	275
addText.....	276
addReverseText	279
addMarqueeText.....	281
addSetBlink.....	283
addSetBrightness	284
addBackgroundColor	285
addStartSlideShow	287
addStopSlideShow.....	288
addDownloadImage	289
addRegisterDownloadImage	291
addNVImage	293
addClearImage	295
addSymbol.....	296
addClearSymbol.....	299
addShowClock.....	300
addCommand.....	301
setReceiveEventDelegate	302

■ Epos2Keyboard class 304

init	304
connect	305
disconnect.....	307
getStatus.....	308
setPrefix.....	309

getPrefix.....	310
setKeyPressEventDelegate.....	311
setReadStringEventDelegate	312
■ Epos2POSKeyboard class.....	313
init.....	313
connect.....	314
disconnect.....	316
getStatus.....	317
setKeyPressEventDelegate.....	318
■ Epos2BarcodeScanner Class	319
init.....	319
connect.....	320
disconnect.....	323
getStatus.....	324
setScanEventDelegate.....	325
■ Epos2MSR class.....	326
init.....	326
connect.....	327
disconnect.....	329
getStatus.....	330
setDataEventDelegate.....	331
■ Epos2SimpleSerial Class	333
init.....	333
connect.....	334
disconnect.....	336
getStatus.....	337
sendCommand.....	338
setReceiveEventDelegate.....	339
■ Epos2GermanyFiscalElement Class	340
init.....	340
connect.....	341
disconnect.....	345
getStatus.....	346
operate.....	347
setReceiveEventDelegate.....	348
■ Epos2OtherPeripheral class.....	350
init.....	350
connect.....	351
disconnect.....	353
getStatus.....	354
sendData.....	355
setReceiveEventDelegate.....	356
■ Epos2CommBox Class	357
init.....	357
connect.....	358
disconnect.....	360
getStatus.....	361
getCommHistory.....	362
sendMessage.....	364
setReceiveEventDelegate.....	366
■ Common to all classes	367

getAdmin.....	367
getLocation.....	368
setConnectionEventDelegate.....	369
setBufferingEnabled.....	370
■ Epos2Discovery Class.....	371
start.....	371
stop.....	376
■ Epos2Log Class.....	377
setLogSettings.....	377
SdkVersion.....	379
■ Epos2BluetoothConnection Class.....	380
connectDevice.....	380
disconnectDevice.....	381
■ EasySelect Class.....	382
parseNFC.....	382
parseQR.....	384
createQR.....	385
parseBeacon.....	386
■ EasySelectInfo Class.....	387
deviceType.....	387
printerName.....	387
macAddress.....	387
target.....	387
■ Status list.....	388
Error Status and countermeasures.....	388
Callback Codes and countermeasures.....	390
Printer Status and countermeasures.....	393
■ Key code list.....	397

Device Specifications.....399

■ List of Supported Classes.....	399
■ List of Supported APIs.....	403
Epos2Printer Class.....	403
Epos2LineDisplay Class.....	420
Common to all classes.....	429
EasySelect Class.....	431
■ Printer-specific Support Information.....	433
TM-m10.....	433
TM-m30.....	439
TM-m30II.....	447
TM-m30II-H.....	455
TM-m30II-NT.....	462
TM-m30II-S.....	469
TM-m30II-SL.....	476
TM-m30III.....	482
TM-m30III-H.....	488
TM-m50.....	494
TM-m50II.....	501

TM-m50II-H	505
TM-T20	509
TM-T20II	514
TM-T20III	519
TM-T20IIIL	525
TM-T20IV	530
TM-T20IV-L	536
TM-T20IV-SP	541
TM-T20X	547
TM-T20X-II	552
TM-T60	557
TM-T70	561
TM-T70II	565
TM-T81II	570
TM-T81III	574
TM-T82	579
TM-T82II	584
TM-T82III	590
TM-T82IIIL	596
TM-T82IV	602
TM-T82IV-L	608
TM-T82X	614
TM-T82X-II	619
TM-T83III	624
TM-T83IV	629
TM-T88V	634
TM-T88VI	639
TM-T88VII	646
TM-T100	653
TM-L90 Liner-Free Label Printer Model	658
TM-L100	663
TM-U220	669
TM-U220II	672
TM-U330	675
TM-P20	679
TM-P20II	687
TM-P60 (Receipt)	693
TM-P60 (Peeler)	697
TM-P60II (Receipt)	702
TM-P60II (Peeler)	708
TM-P80	714
TM-P80II	720
TM-H6000V	726
TM-T20II-i	732
TM-T70-i	737
TM-T82II-i	742
TM-T83II-i	747
TM-T88V-i	752
TM-T88VI-iHUB	757
TM-U220-i	764
TM-U220IIB-i	767
TM-T70II-DT	771
TM-T70II-DT2	776
TM-T88V-DT	781
TM-T88VI-DT2	786
TM-H6000IV-DT	792
TM-T88IV	797

TM-T90	801
TM-L90	805
TM-H6000IV	809
■ Usage restriction by firmware version	813
TM-i Series/TM-DT Series	813
TM-m30	814
TM-m30II-H/TM-m30II-NT/TM-m30II-S/TM-m30II-SL	815
TM-T88VI	815
TM-T88VI-iHUB	816
TM-L100	816

Sample Programs817

■ Functionality.....	817
ePOS2Printer	817
ePOS2LFCPrinter	818
ePOS2 Hybrid Printer	818
ePOS2Discovery	818
ePOS2LineDisplay	819
ePOS2Keyboard	819
ePOS2POSKeyboard	819
ePOS2BarcodeScanner	819
ePOS2MSR	820
ePOS2SimpleSerial	821
ePOS2GermanyFiscalElement	821
ePOS2OtherPeripheral	822
ePOS2CommBox	822
ePOS2EasySelect	822
ePOS2_POSAppForTerminalModel	823
■ Use Environment	824
■ Installation Procedure	824

Application Guide.....825

■ To search printers.....	825
■ To monitor continuously	826
■ To use the same printer from multiple mobile devices	828
■ To specify a transaction.....	829
■ To reconnect to the network automatically	830
■ To transmit and receive the data between applications	831
■ To perform forward printing	833
■ To select a printer using its QR code.....	835
■ To select a printer using its NFC tag	837
■ To perform check process.....	839
■ To control multiple peripheral devices	841
■ To update the printer firmware version	842

■ How to Effectively Use the Epos2LFCPrinter.....	843
---	-----

Functionality

Epson ePOS SDK for iOS is an SDK for developing iOS applications. Using Epson ePOS SDK for iOS enables the use of simple code to control TM printers. Also, in some TM printers, peripheral devices such as the customer display and barcode scanner that are connected to the printer, and slave printers that are connected over a network can be controlled. In addition, application software using unique functions such as the spooler function and Communication Box, etc. can also be developed.

In this manual, printers are classified as follows.

Type	Description
TM Printers	Collective name for the following receipt printer models: <ul style="list-style-type: none">• Single-function models• Mobile models• Hybrid models• TM-i Series• TM-DT Series
Slave Printers	A collective name for TM printers connected over a network that are controlled from a smart device via the master TM printer.

Application Development in Epson ePOS SDK for iOS


The following section describes the system configurations of applications developed in Epson ePOS SDK for iOS. Refer to the Technical Reference Guide of each printer for information on system configuration methods.

TM Printer Models

This is a system in which a smart device and TM printer are connected through communication.

A connection method (Bluetooth/Wi-Fi/Ethernet) conforming to the specifications of your smart device and TM printer can be selected.

Multiple TM printers can be controlled via a Wi-Fi/Ethernet connection.



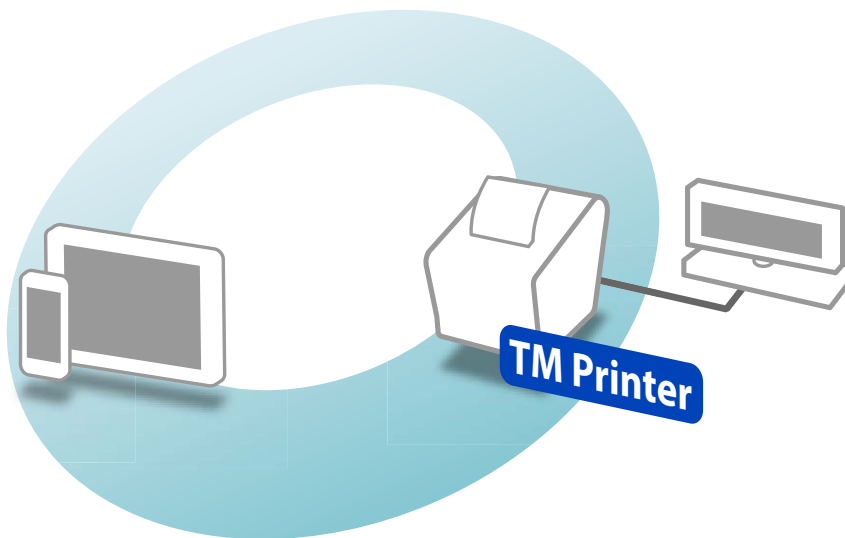
Epson must apply with Apple in advance to register applications using Bluetooth communication in the App Store. Use the following URL to apply for registration of each application into the App Store.
https://global.epson.com/products_and_drivers/tm/en/mfi.html

Customer Display Models

This is a system in which the TM printer and customer display are controlled from a smart device.

The customer display is connected to the TM printer, and the smart device and TM printer are connected through communication.

A connection method (Bluetooth/Wi-Fi/Ethernet) conforming to the specifications of your smart device and TM printer can be selected.



When using the DM-D70 in the following cases, the ePOS-Device settings of the DM-D70 must be changed to "DM-D30".

- In a system using SSL/TSL communication for establishing a connection between the printer and the smart device, replace the DM-D30 with the DM-D70.
- Replace the DM-D30 connected to the TM-m30/TM-m30II/TM-m50/TM-T88VI/TM-T88VI-iHUB with the DM-D70.

To change the ePOS-Device settings of the DM-D70, use the DM-D70 Utility.

TM Printer + DM-D + barcode scanner model

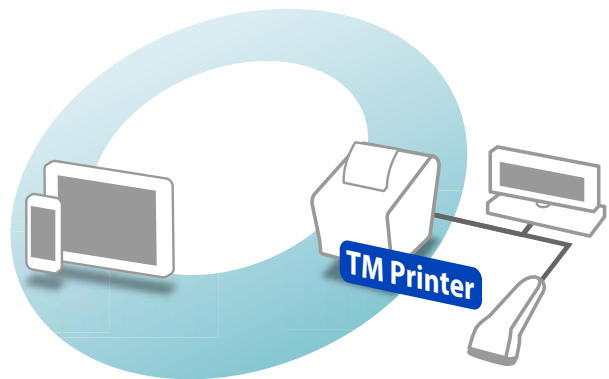
This is a system in which the TM Printer and DM-D (customer display), as well as the barcode scanner are controlled from a smart device. The DM-D and the barcode scanner are connected to the TM Printer, and the smart device and TM Printer are connected through communication.

A connection method (Bluetooth/Wi-Fi/Ethernet) conforming to the specifications of your smart device and the TM Printer can be selected.

TM Printer + DM-D + barcode scanner model can be configured by combining together the following TM printers and DM-D.

	DM-D30	DM-D70
TM-m30	✓	-
TM-m30II	✓	-
TM-m30II-H	✓	✓
TM-m30II-NT	✓	✓
TM-m30II-S	✓	✓
TM-m30II-SL	✓	✓
TM-m30III	✓	✓
TM-m30III-H	✓	✓
TM-m50	✓	-
TM-m50II	✓	✓
TM-m50II-H	✓	✓

	DM-D30	DM-D70
TM-T88VI	✓	-
TM-T88VII	✓	✓
TM-L100	✓	✓



- If you use the DM-D30, you can connect the barcode scanner to the DM-D30 and use.
- For details on how to connect the DM-D and barcode scanner, refer to the Technical Reference Guide of each TM printer.
- You can also connect only the barcode scanner for use, without connecting the DM-D to the TM printer.

The ePOS-Device settings of the TM printer must be set to "Enable", and settings can be made from the Utility Software exclusive to each model.

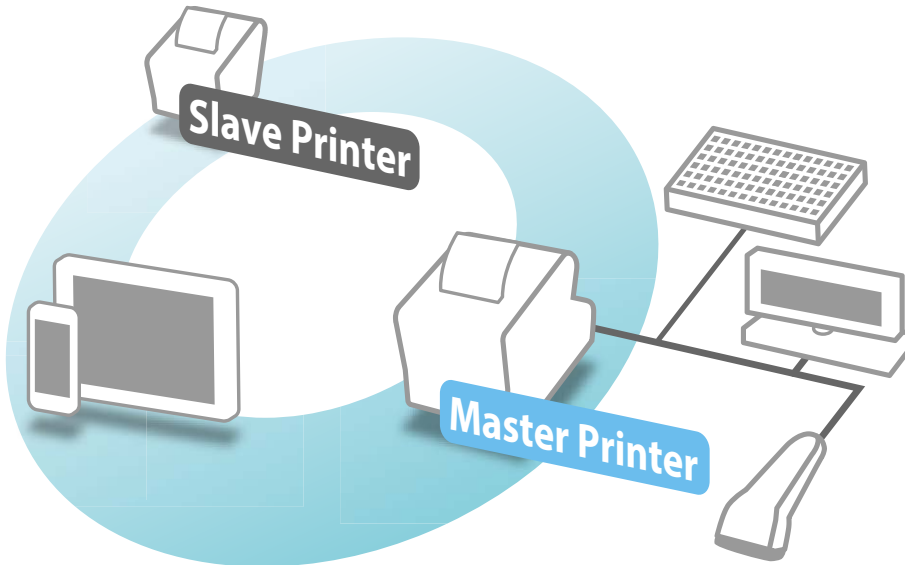
TM Printer	Software
TM-m30	EpsonNet Config (Web version)
TM-T88VI	TM-T88VI Utility
TM-T88VII	TM-T88VII Utility
TM-L100	TM-L100 Utility



- In the following TM printers, the ePOS-Device settings are enabled with the default settings.
TM-m30II-S / TM-m30II-SL
- In the following TM printers, the default settings for the ePOS-Device settings vary according to the destination. Check the settings in EpsonNet Config (Web version) or the Utility Software exclusive to each model.
TM-m30II / TM-m30II-H / TM-m30II-NT / TM-m30III / TM-m30III-H / TM-m50 / TM-m50II / TM-m50II-H

POS Terminal Model

This is a system in which a smart device and the TM printer (master) that acts as the POS terminal are connected through Wi-Fi/Ethernet network communication, and operation is performed by connecting multiple peripheral devices such as slave printers and customer display, etc. to the master printer.



In addition to Epson's peripheral devices, the POS terminal model can control various peripheral devices from the device control program and device control script originally developed by Epson.

Since the software to be loaded and the version of the software differ depending on the TM printer that acts as the POS terminal, the peripheral devices that can be controlled are also different.

For details on controllable peripheral devices, refer to the Technical Reference Guide of the printer.

The device control programs are implemented in TM-DT series (TM-DT software version 4.0 or later).

Refer to TM-DT Series Peripheral Device Control Guide for information on the device control programs and device control scripts.

Epson ePOS SDK for iOS Development Environment

Use the latest version of Xcode for the development of applications using the Epson ePOS SDK for iOS.



Epson ePOS SDK for iOS is compatible with Bitcode.

Application Operating Environment

This section describes the operating environment for applications developed using the Epson ePOS SDK for iOS. For the most recent information on applicable smart devices, refer to the README.en.txt file contained in the "Epson ePOS SDK for iOS" package.



The NFC function can be used with devices that can read the NFC NDEF tags by CoreNFC of iOS11 or later.

Supported printers

The following list of printers can be controlled from the applications.



Usable interfaces vary depending on the specific TM printer. Refer to the Technical Reference Guide of each printer for more information.

Single-function models

<input type="checkbox"/> TM-m10	<input type="checkbox"/> TM-T20III	<input type="checkbox"/> TM-T82IV
<input type="checkbox"/> TM-m30	<input type="checkbox"/> TM-T20IV	<input type="checkbox"/> TM-T82IV-L
<input type="checkbox"/> TM-m30II	<input type="checkbox"/> TM-T20IV-L	<input type="checkbox"/> TM-T82X
<input type="checkbox"/> TM-m30II-H	<input type="checkbox"/> TM-T20IV-SP	<input type="checkbox"/> TM-T82X-II
<input type="checkbox"/> TM-m30II-NT	<input type="checkbox"/> TM-T20X	<input type="checkbox"/> TM-T83III
<input type="checkbox"/> TM-m30II-S	<input type="checkbox"/> TM-T20X-II	<input type="checkbox"/> TM-T83IV
<input type="checkbox"/> TM-m30II-SL	<input type="checkbox"/> TM-T60	<input type="checkbox"/> TM-T88V
<input type="checkbox"/> TM-m30III	<input type="checkbox"/> TM-T70	<input type="checkbox"/> TM-T88VI
<input type="checkbox"/> TM-m30III-H	<input type="checkbox"/> TM-T70II	<input type="checkbox"/> TM-T88VII
<input type="checkbox"/> TM-m50	<input type="checkbox"/> TM-T81II	<input type="checkbox"/> TM-T100
<input type="checkbox"/> TM-m50II	<input type="checkbox"/> TM-T81III	<input type="checkbox"/> TM-L90 Liner-Free Label Printer Model
<input type="checkbox"/> TM-m50II-H	<input type="checkbox"/> TM-T82	<input type="checkbox"/> TM-L100
<input type="checkbox"/> TM-T20	<input type="checkbox"/> TM-T82II	<input type="checkbox"/> TM-U220
<input type="checkbox"/> TM-T20II	<input type="checkbox"/> TM-T82III	<input type="checkbox"/> TM-U220II
<input type="checkbox"/> TM-T20III	<input type="checkbox"/> TM-T82IIIL	<input type="checkbox"/> TM-U330

Mobile models

- | | | |
|-----------------------------------|-----------------------------------|-----------------------------------|
| <input type="checkbox"/> TM-P20 | <input type="checkbox"/> TM-P60 | <input type="checkbox"/> TM-P80 |
| <input type="checkbox"/> TM-P20II | <input type="checkbox"/> TM-P60II | <input type="checkbox"/> TM-P80II |
-

Hybrid models

- ☐ TM-H6000V
-

TM-i Series

- | | |
|---|--|
| <input type="checkbox"/> TM-T20II-i | <input type="checkbox"/> TM-T88V-i (TM-i firmware Ver. 4.0 or later) |
| <input type="checkbox"/> TM-T70-i (TM-i firmware Ver. 4.0 or later) | <input type="checkbox"/> TM-T88VI-iHUB |
| <input type="checkbox"/> TM-T82II-i | <input type="checkbox"/> TM-U220-i |
| <input type="checkbox"/> TM-T83II-i | <input type="checkbox"/> TM-U220IIB-i |
-

TM-DT Series

- | | |
|---------------------------------------|--|
| <input type="checkbox"/> TM-T70II-DT | <input type="checkbox"/> TM-T88VI-DT2 |
| <input type="checkbox"/> TM-T70II-DT2 | <input type="checkbox"/> TM-H6000IV-DT |
| <input type="checkbox"/> TM-T88V-DT | |

Functions provided in each printer

Among the functions provided by Epson ePOS SDK for iOS, those that can be used differ according to the printer. Refer to the list below.

	SSL/TLS communication ^{*1}	Ringing control of built-in buzzer	Ringing control of optional external buzzer	Printing by multiple interfaces	Control of slave printers	Spooler/Print Forwarding	Communication Box	Control of peripheral devices ^{*2}	Simple selection using NFC tag	Simple selection using QR code	Simple selection using iBeacon	Bluetooth pairing
TM-m10	-	-	✓	✓	-	-	-	-	✓	✓	-	✓ ^{*6}
TM-m30	✓	-	✓	✓ ^{*5}	-	-	-	✓	✓	✓	-	✓ ^{*6}
TM-m30II	✓	-	✓	✓ ^{*5}	-	-	-	✓	✓	✓	-	✓ ^{*6}
TM-m30II-H	✓	-	✓	✓ ^{*5}	-	-	-	✓	✓	✓	✓	✓ ^{*6}
TM-m30II-NT	✓	-	✓	✓ ^{*5}	-	-	-	✓	✓	✓	✓	-
TM-m30II-S	✓	-	✓	✓ ^{*5}	-	-	-	✓	-	✓	✓	✓
TM-m30II-SL	✓	-	✓	✓ ^{*5}	-	-	-	✓	-	✓	✓	✓
TM-m30III	✓	-	✓	✓ ^{*5}	-	-	-	✓	✓	✓	✓	✓ ^{*6}
TM-m30III-H	✓	-	✓	✓ ^{*5}	-	-	-	✓	✓	✓	✓	✓ ^{*6}
TM-m50	✓	-	✓	✓ ^{*5}	-	-	-	✓	✓	✓	✓	✓ ^{*6}
TM-m50II	✓	-	✓	✓ ^{*5}	-	-	-	✓	✓	✓	✓	-
TM-m50II-H	✓	-	✓	✓ ^{*5}	-	-	-	✓	✓	✓	✓	✓
TM-T20	-	-	✓	-	-	-	-	-	-	✓	-	-
TM-T20II	-	-	✓	-	-	-	-	-	-	✓	-	✓ ^{*6}
TM-T20III	-	-	✓	-	-	-	-	-	-	✓	-	✓ ^{*6}
TM-T20IIIL	-	-	✓	-	-	-	-	-	-	✓	-	-
TM-T20IV	-	-	✓	-	-	-	-	-	-	✓	-	-
TM-T20IV-L	-	-	✓	-	-	-	-	-	-	✓	-	-
TM-T20IV-SP	-	-	✓	-	-	-	-	-	-	✓	-	-
TM-T20X	-	-	✓	-	-	-	-	-	-	✓	-	-
TM-T20X-II	-	-	✓	-	-	-	-	-	-	✓	-	-
TM-T60	-	-	-	-	-	-	-	-	-	✓	-	-
TM-T70	-	-	✓	-	-	-	-	-	-	✓	-	-
TM-T70II	-	✓ ^{*4}	✓	-	-	-	-	-	-	✓	-	✓ ^{*6}
TM-T81II	-	-	-	-	-	-	-	-	-	✓	-	-

	SSL/TLS communication ^{*1}	Ringing control of built-in buzzer	Ringing control of optional external buzzer	Printing by multiple interfaces	Control of slave printers	Spooler/Print Forwarding	Communication Box	Control of peripheral devices ^{*2}	Simple selection using NFC tag	Simple selection using QR code	Simple selection using iBeacon	Bluetooth pairing
TM-T81III	-	-	✓	-	-	-	-	-	-	✓	-	-
TM-T82	-	-	✓	-	-	-	-	-	-	✓	-	-
TM-T82II	-	✓ ^{*4}	✓	-	-	-	-	-	-	✓	-	-
TM-T82III	-	✓ ^{*4}	✓	-	-	-	-	-	-	✓	-	✓
TM-T82IIIL	-	-	✓	-	-	-	-	-	-	✓	-	-
TM-T82IV	-	✓ ^{*4}	✓	-	-	-	-	-	-	✓	-	-
TM-T82IV-L	-	-	✓	-	-	-	-	-	-	✓	-	-
TM-T82X	-	-	✓	-	-	-	-	-	-	✓	-	-
TM-T82X-II	-	-	✓	-	-	-	-	-	-	✓	-	-
TM-T83III	-	-	✓	-	-	-	-	-	-	✓	-	-
TM-T83IV	-	-	✓	-	-	-	-	-	-	✓	-	-
TM-T88V	-	✓ ^{*4}	✓	-	-	-	-	-	-	✓	-	✓ ^{*6}
TM-T88VI	✓ ^{*3}	✓ ^{*4}	✓	✓ ^{*5}	✓	✓	-	✓	✓	✓	✓	✓ ^{*6}
TM-T88VII	✓ ^{*3}	✓ ^{*4}	✓	✓ ^{*5}	-	-	-	✓	✓	✓	✓	-
TM-T100	-	-	✓	-	-	-	-	-	-	✓	-	-
TM-L90 Liner-Free Label Printer Model	-	-	✓	-	-	-	-	-	-	✓	-	-
TM-L100	✓	✓ ^{*4}	✓	✓ ^{*5}	-	-	-	✓	✓	✓	-	✓ ^{*6}
TM-U220	-	-	-	-	-	-	-	-	-	✓	-	-
TM-U220II	-	-	✓	-	-	-	-	-	-	-	-	-
TM-U330	-	-	-	-	-	-	-	-	-	✓	-	-
TM-P20	-	✓	-	-	-	-	-	-	✓	✓	-	✓ ^{*6}
TM-P20II	✓	✓	-	✓	-	-	-	-	✓	✓	-	✓ ^{*6}
TM-P60	-	-	-	-	-	-	-	-	-	✓	-	-
TM-P60II	-	✓	-	-	-	-	-	-	✓	✓	-	✓ ^{*6}
TM-P80	-	✓	-	-	-	-	-	-	✓	✓	-	✓ ^{*6}
TM-P80II	✓	✓	-	✓	-	-	-	-	✓	✓	-	✓ ^{*6}
TM-H6000V	✓	-	-	✓	-	-	-	✓	✓	✓	-	✓ ^{*6}

	SSL/TLS communication ^{*1}	Ring control of built-in buzzer	Ring control of optional external buzzer	Printing by multiple interfaces	Control of slave printers	Spooler/Print Forwarding	Communication Box	Control of peripheral devices ^{*2}	Simple selection using NFC tag	Simple selection using QR code	Simple selection using iBeacon	Bluetooth pairing
TM-T20II-i	✓	-	✓	-	✓	✓	✓	✓	-	-	-	-
TM-T70-i	✓	-	-	-	✓	✓	✓	✓	-	-	-	-
TM-T82II-i	✓	✓ ^{*4}	✓	-	✓	✓	✓	✓	-	-	-	-
TM-T83II-i	✓	✓ ^{*4}	✓	-	✓	✓	✓	✓	-	-	-	-
TM-T88V-i	✓	-	✓	-	✓	✓	✓	✓	-	-	-	-
TM-T88VI-iHUB	✓	✓ ^{*4}	✓	-	✓	✓	✓	✓	✓	-	✓	-
TM-U220-i	✓	-	✓	-	✓	✓	✓	✓	-	-	-	-
TM-U220IIB-i	✓	-	✓	-	✓	✓	✓	✓	-	-	-	-
TM-T70II-DT	✓	-	✓	-	✓	✓	✓	✓	-	-	-	-
TM-T70II-DT2	✓	-	✓	-	✓	✓	✓	✓	-	-	-	-
TM-T88V-DT	✓	-	✓	-	✓	✓	✓	✓	-	-	-	-
TM-T88VI-DT2	✓	-	✓	-	✓	✓	✓	✓	-	-	-	-
TM-H6000IV-DT	✓	-	-	-	✓	✓	✓	✓	-	-	-	-

*1: To communicate with the printer using SSL/TLS, select "TCPS" as the connection type in the connect API.

*2: The peripheral devices that can be used differ according to the printer. Refer to the Technical Reference Guide of each printer.

*3: Cannot be used in the system configuration of the customer display + barcode scanner model.

*4: Supports ringing control by the drawer kick command.

*5: Cannot be used in a system configuration with TM printer + barcode scanner.

*6: Supported with Bluetooth models.

Controllable Peripheral Devices

Control of the following peripheral devices is supported in Epson ePOS SDK for iOS.



- Controllable devices vary by model of printer.
Refer to [Functions provided in each printer](#) or the Technical Reference Guide of each printer.
- By developing a device control program, a TM-DT series printer can control peripheral devices other than those introduced here.
Refer to TM-DT Series Peripheral Device Control Guide for information on the development.

Slave printer

Printers that can be used as slave printers differ according to the printer used as the master device.

For details, refer to the Technical Reference Guide of the printer to be used as the master device.

Customer display

☐ DM-D30

☐ DM-D110

☐ DM-D70

☐ DM-D210



- When using DM-D70, available display mode (Standard mode or Fixed column and row mode) varies by connected printer.
For more details, see DM-D70 Technical Reference Guide.
- When replacing the DM-D30 with the DM-D70 in the following system configurations, use the DM-D70 in the column/row fixed mode.
 - * Customer Display Models (SSL/TLS communication)
 - * TM Printer+DM-D+barcode scanner model
 - * POS Terminal Model

Peripheral Devices that can be Controlled by Device Control Programs

Peripheral devices conforming to the OPOS specifications can be controlled using the device control programs that are supported by TM-DT series (TM-DT software version 4.0 or later).

In the categories described below, peripheral devices having a driver that runs in combination with OPOS Common Control Object (OPOS CCO) 1.14.001 can be controlled.

☐ MSR

☐ POS keyboard

☐ Barcode scanner

Peripheral Devices that can be Controlled by Device Control Scripts

The peripheral devices listed below can be controlled from the device control scripts of the TM-i series/TM-DT series.

☐ Key input device

- MSR (Hitachi-Omron Terminal Solutions, Corp.)
- Keyboard (Standard HID device)
- Barcode scanner (Standard HID device)

☐ Serial communication device

Downloadable Content

Epson ePOS SDK for iOS packages include the following files.

Filename	Description
libepos2.xcframework	This is a library for function execution. (Supports arm64 for real machines, arm64 for simulators, x86_64)
libeposeasyselect.xcframework	This is a library for the simple printer selection function.
OPOS_CCOs_1.14.001.msi	This is the OPOS CCO installer package.
ePOS2_Sample_iOS.zip	These files are sample programs.
DeviceControlProgram_Sample.zip	This file contains sample device control programs.
README.jp.txt	This is the Japanese README file.
README.en.txt	This is the English README file.
EULA.jp.txt	This is the Japanese software license agreement.
EULA.en.txt	This is the English software license agreement.
ePOS_SDK_iOS_um_ja_revx.pdf	This is the Japanese user manual.
ePOS_SDK_iOS_um_en_revx.pdf	This is the English user manual.
TM-DT_Peripherals_ja_revx.pdf	This is the Japanese TM-DT Series Peripheral Device Control Guide. This guide describes how to control peripheral devices with TM-DT series.
TM-DT_Peripherals_en_revx.pdf	This is the English TM-DT Series Peripheral Device Control Guide.
JSON_Spec_sheet_revx.pdf	This explains the JSON specifications used in setPrinterSettingEx and setGetPrinterSettingExDelegate .
JSON_spc_en_revx.pdf	This is the JSON specifications. This describes the JSON specifications that are used for GermanyFiscalElement class.
ePOS_SDK_iOS_Migration_Guide_ja_revx.pdf	This is the Japanese migration guide. This guide describes the procedure to migrate from the ePOS-Print SDK or ePOS-Device SDK.
ePOS_SDK_iOS_Migration_Guide_en_revx.pdf	This is the English migration guide.

Web Content

Online reference is publicly available from the following website.

https://support.epson.net/publist/reference_en/

Limitations

- ❑ Set the barcode scanner suffix to CR (carriage return code). Data cannot be obtained using any other settings.
- ❑ When using 2D barcode scanners, Japanese and other multi-byte characters cannot be read correctly. However, when the following printer and 2D barcode scanner are used in combination to read QR codes, multi-byte characters in UTF-8 encoding can be acquired correctly.
 - TM-m30 • TM-m30II-SL • TM-m50II-H
 - TM-m30II • TM-m30III • TM-T88VI
 - TM-m30II-H • TM-m30III-H • TM-T88VII
 - TM-m30II-NT • TM-m50 • TM-L100
 - TM-m30II-S • TM-m50II
- ❑ Control codes cannot be read from 2D barcode data if it contains ASCII control codes (0x00 through 0x1F).
- ❑ The number of device ports that can be simultaneously opened in the same application is 16 ports.
- ❑ Communication will be disrupted if a terminal enters sleep mode while communicating with a printer via a Bluetooth connection.
- ❑ When connecting via Bluetooth and sending print data to devices that cannot print, the print data may be deleted depending on the specifications of the particular iOS version. Devices cannot print under the following circumstances.
 - The roll-paper cover is open.
 - The printer is out of paper.
 - Waiting for printed labels to be separated.

How to Use

This section describes how to create Epson ePOS SDK for iOS projects and some basic programming methods used in the Epson ePOS SDK for iOS.

Printer Connections

Connect smart devices and printers using a connection method that matches the system you want to create. Refer to the Technical Reference Guide of each printer for more information.

Creating an Epson ePOS SDK for iOS Project



You can get Xcode from the following URL.

<https://developer.apple.com/>

The Xcode screens shown in this manual may vary depending on the Xcode version and other factors.

- 1 Create a new project in Xcode.
- 2 Drag the following provided libraries to the desired layer of the project in the Xcode **Project Navigator**.

- ☐ libepos2.xcframework
- ☐ libeposeasyselect.xcframework



If any of the following libraries provided prior to Epson ePOS SDK v2.21.0 have been imported into the target Project, please remove them all.

- ePOS2.h
- ePOSEasySelect.h
- libepos2.a
- libeposeasyselect.a

- 3 Select the project files in the root location from the **Project Navigator**.
- 4 Select **General** from **Targets**.
- 5 Expand **Frameworks, Libraries, and Embedded Content** and the click "+".
- 6 Select **libxml2.2.***, **ExternalAccessory.framework**, **CoreBluetooth.framework**, **libepos2.xcframework**, **libeposeasyselect.xcframework** and then click **Add**.



- For libepos2.xcframework, ensure Embed is set to "Embed & Sign".
For all others, ensure Embed is set to "Do Not Embed".
- Import the following .frameworks according to the application functions to be developed.
 - * iBeacon function: CoreLocation.framework
 - * NFCfunction: CoreNFC.framework

7 Describe the import definition of the Objective-C header.

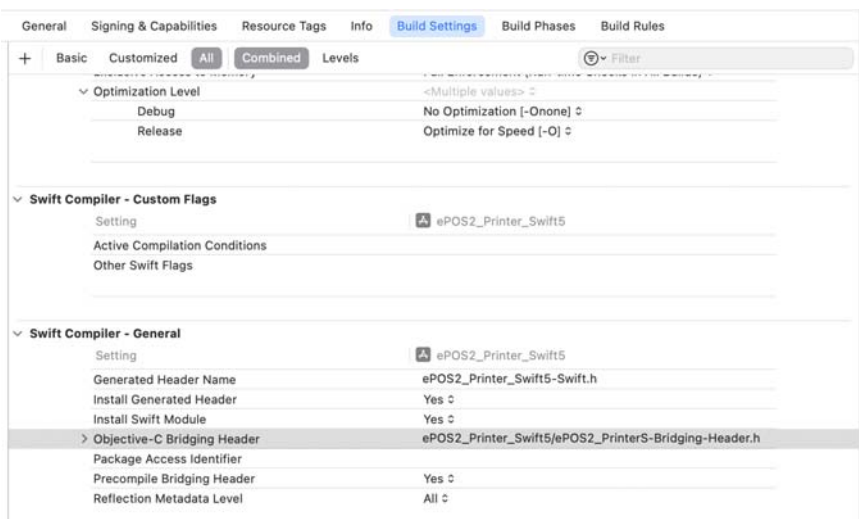
- ❑ [Using for a Swift application](#)
- ❑ [Using for an Objective-C application](#)

7-1 Using for a Swift application

Since the Epson ePOS SDK for iOS is a library written in Objective-C code, a Bridging Header file must be added to use it in a Swift application.

Follow the steps below to add a Bridging Header file.

1. From the XCode menu, select [File] - [New] - [File].
2. Select "Header File".
3. Change the file name to "[Project-Name]-Bridging-Header.h" and then click [Create].
Example: ePOS2_PrinterS-Bridging-Header.h
4. Select [Build Settings] from [Target].
5. Add the path to the Header File you added in step 3 to "Objective-C Bridging Header" in "Swift Compiler-General".



6. Add the Objective-C header import definition to the Header File added in step 3. See below.

```
#import "libepos2/ePOS2.h"
#import "ePOSEasySelect.h"
```

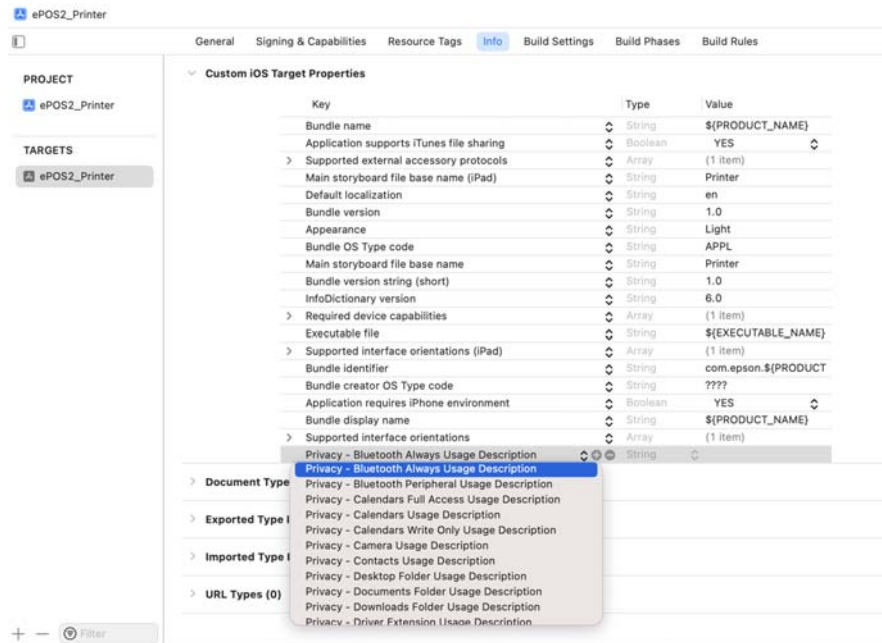
7-2 Using for an Objective-C application

Add the Objective-C header import definition to the *.m source file of the application software you want to use. See below.

```
#import "libepos2/ePOS2.h"
#import "ePOSEasySelect.h"
```

8 Set the item in the Information Property List.

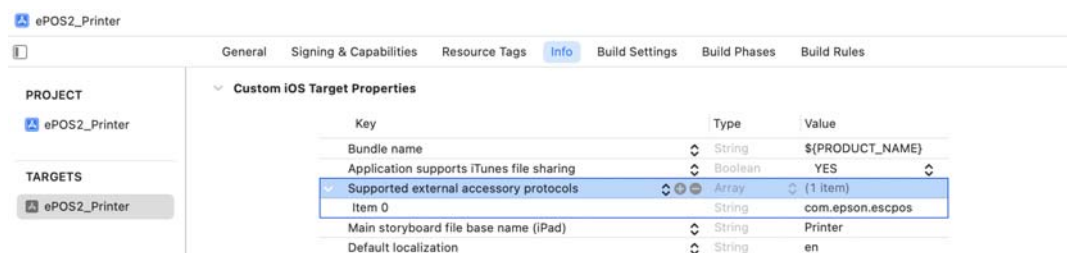
1. Select **Info** from **Targets**.
2. Place the cursor over any item in the **Key** column and click the + that appears.
3. Select "Privacy-Bluetooth Always Usage Description".
4. Enter the intended use of Bluetooth in the "Value" field. (Example: Use this to communicate with the printer.)



9 When the Bluetooth or USB is used, set the protocol name.

Set the protocol name according to the following procedure:

1. Select **Info** from **Targets**.
2. Place the cursor over any item in the **Key** column and click the + that appears.
3. Select "Supported external accessory protocols".
4. Expand the items added in Step 3.
5. Enter com.epson.escpos as the Value for Item 0.



Programming Guide

This section describes some of the basic programming methods used in the Epson ePOS SDK for iOS.

Programming Flow

This section describes a flow to create a program for controlling printers or peripheral devices respectively.

- ☐ [Controlling Printers](#)
- ☐ [Controlling Customer Displays](#)
- ☐ [Controlling Keyboards and Barcode Scanners](#)



Do not add an API of Epson ePOS SDK in the callback.

Controlling Printers

The method of controlling the TM printer and slave printer, and programming receipt printing is described below.

1. Printer selection (class initialization)



2. Creating print data (data buffering)



3. Sending print data (connection with the devices/communication/printing/disconnection)

Printer selection (class initialization)

Initialize the Epos2Printer class and select the printer to control.

```
Epos2Printer *printer = nil;
printer = [[Epos2Printer alloc] initWithPrinterSeries:EPOS2_TM_T88
lang:EPOS2_MODEL_ANK];
if (printer == nil) {
    //Displays error messages
}
```

Register the callback method for response document receive events.

```
[printer setReceiveEventDelegate:self];
```

Creating print data (data buffering)

Use add* API commands in the Epos2Printer class to create print data.

```
int result = EPOS2_SUCCESS;
result = [printer addTextAlign:EPOS2_ALIGN_CENTER];
result = [printer addText:@"Hello World"];
if (result != EPOS2_SUCCESS) {
    //Displays error messages
}
```

Sending print data (connection with the devices/communication/printing/disconnection)

Connect to the printer to which the created print data will be sent.

```
int result = EPOS2_SUCCESS;
result = [printer connect:@"TCP:192.168.192.168", timeout:EPOS2_PARAM_DEFAULT];
if (result != EPOS2_SUCCESS) {
    //Displays error messages
}
```

Run the print process and retrieve the print result in the callback. Do not add an API command in the callback.

```
result = [printer sendData:EPOS2_PARAM_DEFAULT];
if (result != EPOS2_SUCCESS) {
    //Displays error messages
}

- (void) onPtrReceive:(Epos2Printer *)printerObj code:(int)code
status:(Epos2PrinterStatusInfo *)status printJobId:(NSString *)printJobId
{
    if (code == EPOS2_CODE_SUCCESS) {
        //Displays successful print messages
    }
    else {
        //Displays error messages
    }
    //Abort process
}
```



When an error occurs, the print data that has been created is not erased until the command buffer is cleared. The print data can be used for re-printing in cases such as when the error processing ends.

Disconnect from the printer.

```
int result = EPOS2_SUCCESS;
result = [printer disconnect];
```

Clear the command buffer and terminate the printer control.

```
[printer clearCommandBuffer];
[printer setReceiveEventDelegate:nil];
printer = nil;
```

Controlling Customer Displays

This section describes the programming methods for controlling customer displays and displaying text on displays.

1. Device selection (class initialization)



2. Creating display data (data buffering)



3. Sending display data (connection with the devices/communication/printing/disconnection)

Device selection (class initialization)

Initialize the Epos2LineDisplay class and connect to the customer display.

```
Epos2Display *display = nil;
display = [[Epos2Display alloc] initWithDisplayModel:EPOS2_DM_D30]
if (display == nil) {
    //Displays error messages
}
```

Register the callback method for response document receive events.

```
[display setReceiveEventDelegate:self];
```

Creating display data (data buffering)

Use add* API commands in the Epos2LineDisplay class to create display data.

In the following example, data is created to display "Hello World".

```
int result = EPOS2_SUCCESS;
result = [display addText:@"Hello World"];
if (result != EPOS2_SUCCESS) {
    //Displays error messages
}
```

Sending display data (connection with the devices/communication/printing/disconnection)

Connect the customer display to which created display data will be sent.

```
int result = EPOS2_SUCCESS;
result = [display connect:@"TCP:192.168.192.168", timeout:EPOS2_PARAM_DEFAULT];
if (result != EPOS2_SUCCESS) {
    //Displays error messages
}
```

Run the display process and retrieve the display result.

```
Epos2DisplayStatusInfo *status = nil;
status = [display getStatus];
if (status.connection && status.online) {
    result = [display sendData];
}else{
    //Displays error messages
    //Abort process
}

- (void) onDispReceive:(Epos2LineDisplay *)displayObj code:(int)code
{
    if (code == EPOS2_CODE_SUCCESS) {
        //Displays successful print messages
    }
    else {
        //Displays error messages
    }
    //Abort process
}
```

Disconnect from the customer display.

```
int result = EPOS2_SUCCESS;
result = [display disconnect];
if (result != EPOS2_CODE_SUCCESS) {
    //Displays error messages
}
```

Clear the command buffer and terminate the customer display control.

```
[display clearCommandBuffer];
[display setReceiveEventDelegate:nil];
display = nil;
```

Controlling Keyboards and Barcode Scanners

This section describes how to create a program that enables receiving data input from keyboards and barcode scanners.

The following section describes the programming flow for controlling keyboards.

1. Connecting to the device



2. Receiving data



3. Disconnecting from the device

Connecting to the device

Initialize the Epos2Keyboard class, connect the keyboard, and then register the callback method that will receive input data.

```
//Initialization process
EPOS2Keyboard keyboard_ = [[EPOS2Keyboard alloc] init];

if (keyboard_ == nil) {
    //Displays error messages
}

[keyboard_ setReadStringEventDelegate:self];

//Connection process
int result = EPOS2_SUCCESS;

result = [keyboard_ connect:@"TCP:192.168.192.168[local_keyboard]"
timeout:EPOS2_PARAM_DEFAULT];
if (result != EPOS2_SUCCESS) {

    //Displays error messages
    //Abort process
}
```

Receiving data

Register the callback method for key press events.

```
//Receive process
- (void)onKbdKeyPress:(EPOS2Keyboard *)keyboardObj keyCode:(int)keyCode ascii:(NSString *)ascii
{
    switch (keyCode) {
        case EPOS2_VK_RETURN:
            //Process executed when the Return key is pressed
            break;

        default:
            //Process executed when the any key is pressed
            break;
    }
}
```

Disconnecting from the device

Disrupt communication to terminate the reception of input data from the keyboard.

```
//Abort process
int result = [keyboard_ disconnect];

if (result != EPOS2_SUCCESS) {
    //Error message
}

//Termination process
[keyboard_ setReadStringEventDelegate:nil];

keyboard_ = nil;
```

Effective range of command buffers for setting

The valid range of add* of the Epos2Printer class used for setting depends on the print method.

Receipt

Effective after setting add* until `sendData` is executed.

The configured values are initialized every time `sendData` is executed. See below.

```
[printer addText:@"Hello World!\n"];
[printer addTextFont:EPOS2_FONT_B];
[printer addText:@"Hello World!\n"];
[printer addText:@"Hello World!\n"];
[printer sendData:EPOS2_PARAM_DEFAULT];
[printer clearCommandBuffer];
[printer addText:@"Hello World!\n"];
[printer sendData:EPOS2_PARAM_DEFAULT];
[printer clearCommandBuffer];
```

Red letters: Font A

Green letters: Font B

Slip, Endorsement, Validation

Effective after setting add* until the paper is ejected.

The configured values are initialized each time the following APIs are executed:

- ☐ `waitInsertion`
- ☐ `readMicrData`
- ☐ `sendData` (receipt printing)

See below.

```
[HybridPrinter selectPaperType:EPOS2_PAPER_TYPE_SLIP];
[HybridPrinter waitInsertion:EPOS2_PARAM_DEFAULT];
[HybridPrinter addText:@"Hello World!\n"];
[HybridPrinter addTextFont:EPOS2_FONT_B];
[HybridPrinter addText:@"Hello World!\n"];
[HybridPrinter addText:@"Hello World!\n"];
[HybridPrinter sendData:EPOS2_PARAM_DEFAULT];
[HybridPrinter clearCommandBuffer];
[HybridPrinter addText:@"Hello World!\n"];
[HybridPrinter sendData:EPOS2_PARAM_DEFAULT];
[HybridPrinter clearCommandBuffer];
[HybridPrinter ejectPaper];
[HybridPrinter selectPaperType:EPOS2_PAPER_TYPE_RECEIPT];
[HybridPrinter addText:@"Hello World!\n"];
[HybridPrinter sendData:EPOS2_PARAM_DEFAULT];
```

Red letters: Font A

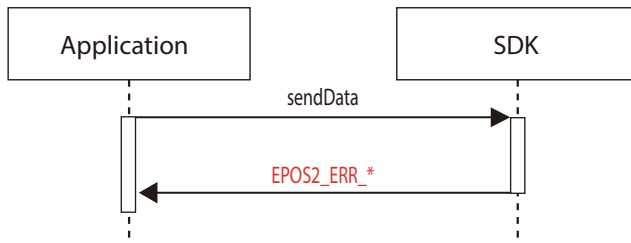
Green letters: Font B

Status

The following statuses are defined in the Epson ePOS SDK for iOS.

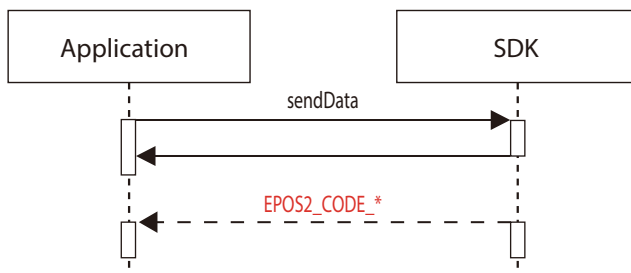
❑ Error status

Indicates a result of sending data to devices in each class. The result is sent immediately as an exception of API. Refer to [Error Status and countermeasures](#) for more information.



❑ Callback code

Indicates a device's processing result for a [sendData](#). Notified in a print completion event (`onPtrReceive` / `onDispReceive`). Refer to [Callback Codes and countermeasures](#) for more information.



❑ Printer status


Indicates the status of printers when sending print data. The printer status is retrieved when executing [sendData](#). Refer to [Printer Status and countermeasures](#) for more information.

API Reference

This chapter describes the APIs provided by Epson ePOS SDK for iOS.

List of ePOS SDK API

Epson ePOS SDK for iOS provides the following classes:

	<ul style="list-style-type: none"> Available APIs and parameters vary by printer model and peripheral device. Refer to List of Supported Classes. For the list of APIs of each class, and the APIs supported by each printer, refer to List of Supported APIs.
---	--

- ❑ [Epos2Printer class](#)
- ❑ [Epos2LFCPrinter class](#)
- ❑ [Epos2HybridPrinter class](#)
- ❑ [Epos2LineDisplay class](#)
- ❑ [Epos2Keyboard class](#)
- ❑ [Epos2POSKeyboard class](#)
- ❑ [Epos2BarcodeScanner class](#)
- ❑ [Epos2MSR class](#)
- ❑ [Epos2SimpleSerial class](#)
- ❑ [Epos2GermanyFiscalElement class](#)
- ❑ [Epos2OtherPeripheral class](#)
- ❑ [Epos2CommBox class](#)
- ❑ [Common to all classes](#)
- ❑ [Epos2Discovery class](#)
- ❑ [Epos2Log class](#)
- ❑ [Epos2BluetoothConnection class](#)
- ❑ [EasySelect class](#)
- ❑ [EasySelectInfo class](#)

Epos2Printer class

Controls printing by the printer.

API	Description
Initialization	initWithPrinterSeries Initializes the Epos2Printer class.
Communication path	connect Connects to the printer.
	disconnect Disconnects from the printer.
Status monitor	startMonitor Enables status event notification.
	stopMonitor Disables status event notification.

API		Description
Status acquisition	getStatus	Acquires status of the connected printer.
Transmission	sendData	Sends a command to the printer.
Transaction	beginTransaction	Starts a transaction.
	endTransaction	Ends a transaction.
Print job	requestPrintJobStatus	Acquires the print result.
Buffer clear	clearCommandBuffer	Clears the command buffer.
Text	addTextAlign	Adds text alignment setting to the command buffer.
	addLineSpace	Adds line spacing setting to the command buffer.
	addTextRotate	Adds text rotation setting to the command buffer.
	addText	Adds text to print to the command buffer.
	addTextLang	Adds language setting to the command buffer.
	addTextFont	Adds character font setting to the command buffer.
	addTextSmooth	Adds character smoothing setting to the command buffer.
	addTextSize	Adds character scaling factor setting to the command buffer.
	addTextStyle	Adds character style setting to the command buffer.
	addHPosition	Adds character print position setting to the command buffer.
Paper feed	addFeedUnit	Adds paper-feed setting in dots to the command buffer.
	addFeedLine	Adds paper-feed setting in lines to the command buffer.
Graphics	addImage	Adds a raster image print command to the command buffer.
	addLogo	Adds a NV logo print command to the command buffer.
Barcode	addBarcode	Adds a barcode print command to the command buffer.
	addSymbol	Adds a 2D symbol print command to the command buffer.

API		Description
Ruled line	addHLine	Adds a horizontal ruled line print command to the command buffer.
	addVLineBegin	Adds a vertical ruled line start command to the command buffer.
	addVLineEnd	Adds a vertical ruled line end command to the command buffer.
Page mode	addPageBegin	Adds a page mode start command to the command buffer.
	addPageEnd	Adds a page mode end command to the command buffer.
	addPageArea	Adds page mode print area setting to the command buffer.
	addPageDirection	Adds page mode print direction setting to the command buffer.
	addPagePosition	Adds page mode print position setting to the command buffer.
	addPageLine	Adds a page mode line draw command to the command buffer.
	addPageRectangle	Adds a page mode rectangle draw command to the command buffer.
Batch rotate print	addRotateBegin	Adds the start batch rotate print mode to the command buffer.
	addRotateEnd	Adds the end batch rotate print mode to the command buffer.
Cut	addCut	Adds a sheet cut command to the command buffer.
Drawer	addPulse	Adds a drawer kick command to the command buffer.
Buzzer	addSound	Adds a buzzer sound command to the command buffer.
Label sheet/black mark sheet	addFeedPosition	Adds a paper feed command to the command buffer.
	addLayout	Adds sheet layout setting to the command buffer.
Command	addCommand	Adds a command to the command buffer.
Maintenance counter	getMaintenanceCounter	Acquires the counter value.
	resetMaintenanceCounter	Resets the counter value.

API		Description
Printer setting	getPrinterSetting	Acquires the set value of the printer setting.
	setPrinterSetting	Changes the printer setting.
	getPrinterSettingEx	Acquires the set value of the printer setting in JSON.
	getPrinterSettingEx[Obsolete]	
	setPrinterSettingEx	Specifies the printer setting in JSON.
	setPrinterSettingEx[Obsolete1]	
	setPrinterSettingEx[Obsolete2]	
	verifyPassword	Check the printer administrator password.
	verifyPassword[Obsolete]	
Information acquisition	getPrinterInformation	Acquires the printer information.
Firmware update	downloadFirmwareList	Acquires the list of the firmware.
	getPrinterFirmwareInfo	Acquires the information of the printer firmware.
	verifyUpdate	Acquires the result of the firmware update.
	verifyUpdate[Obsolete]	
	updateFirmware	Instructs the printer to write the firmware image.
	updateFirmware[Obsolete]	
Forced transmission	forceRecover	Forced transmission function
	forcePulse	
	forceStopSound	
	forceCommand	
	forceReset	
Reception of result	setStatusChangeEventDelegate	Registers the callback method for an event.
	setReceiveEventDelegate	
	setGetPrinterSettingExDelegate	
	setSetPrinterSettingExDelegate	
	setVerifyPasswordDelegate	
Monitor interval	interval	<Obsolete> Status monitor interval

The print mode includes the standard mode, page mode, and the batch rotate print mode.

- Standard mode

Prints line by line. Line spacing is automatically adjusted according to character size, image size, and bar-code height. Suitable for printing receipts whose print length varies by print content.

- Page mode

Prints page by page. Prints characters, images, and/or barcodes on a single page that is defined as a print area.

To print in the page mode, use [addPageBegin](#) and [addPageEnd](#) to start and end the page mode process, respectively.

- Batch rotate print mode

This is a print mode in which the range of the print data (such as characters, images, barcodes, etc.) is set, the print data in the set range is compiled, inverted, and then printed.

When performing the processing in the batch rotate print mode, start the batch rotate print processing with [addRotateBegin](#), and end the batch rotate print processing with [addRotateEnd](#).

The APIs that can be used in each mode are described in the table below.

API	Standard mode	Page mode	Batch rotate print mode
initWithPrinterSeries	-	-	-
connect	-	-	-
disconnect	-	-	-
startMonitor	✓	✓	✓
stopMonitor	✓	✓	✓
getStatus	✓	✓	✓
sendData	✓	✓	-
beginTransaction	✓	✓	✓
endTransaction	✓	✓	-
requestPrintJobStatus	✓	✓	✓
clearCommandBuffer	✓	✓	-
addTextAlign	✓	-	✓
addLineSpace	✓	✓	✓
addTextRotate	✓	-	✓
addText	✓	✓	✓
addTextLang	✓	✓	✓
addTextFont	✓	✓	✓
addTextSmooth	✓	✓	✓
addTextSize	✓	✓	✓
addTextStyle	✓	✓	✓
addHPosition	✓	✓	✓

API	Standard mode	Page mode	Batch rotate print mode
addFeedUnit	✓	✓	✓
addFeedLine	✓	✓	✓
addImage	✓	✓	✓
addLogo	✓	✓	✓
addBarcode	✓	✓	✓
addSymbol	✓	✓	✓
addHLine	✓	-	✓
addVLineBegin	✓	-	✓
addVLineEnd	✓	-	✓
addPageBegin	✓	-	-
addPageEnd	-	✓	-
addPageArea	-	✓	-
addPageDirection	-	✓	-
addPagePosition	-	✓	-
addPageLine	-	✓	-
addPageRectangle	-	✓	-
addRotateBegin	✓	-	-
addRotateEnd	-	-	✓
addCut	✓	-	-
addPulse	✓	-	-
addSound	✓	-	-
addFeedPosition	✓	-	✓
addLayout	✓	-	✓
addCommand	✓	✓	✓

Epos2LFCPrinter class

Controls printing by the printer.

This is beneficial when multiple smart devices are used for a single printer with the waiting for paper removal function.

API		Description
Initialization	initWithPrinterSeries	Initializes the Epos2LFCPrinter class.
Communication path	connect	Connects to the printer.
	disconnect	Disconnects from the printer.
Status monitor	startMonitor	Enables status event notification.
	stopMonitor	Disables status event notification.
Status acquisition	getStatus	Acquires status of the connected printer.
Transmission	sendLFCDData	Sends a command to the printer.
Reception of result	setLFCStatusChangeEventDelegate	Registers the event listener method.
	setSendCompleteEventDelegate	
	setPrintCompleteEventDelegate	

Creating print document by the Epos2LFCPrinter class

The Epos2LFCPrinter class creates a print document using the same API as the [Epos2Printer class](#).

The APIs available for the Epos2LFCPrinter class are listed below.

API		Description
Text	addTextAlign	Adds text alignment setting to the command buffer.
	addLineSpace	Adds line spacing setting to the command buffer.
	addTextRotate	Adds text rotation setting to the command buffer.
	addText	Adds text to print to the command buffer.
	addTextLang	Adds language setting to the command buffer.
	addTextFont	Adds character font setting to the command buffer.
	addTextSmooth	Adds character smoothing setting to the command buffer.
	addTextSize	Adds character scaling factor setting to the command buffer.
	addTextStyle	Adds character style setting to the command buffer.
	addHPosition	Adds character print position setting to the command buffer.

API		Description
Paper feed	addFeedUnit	Adds paper-feed setting in dots to the command buffer.
	addFeedLine	Adds paper-feed setting in lines to the command buffer.
Graphics	addImage	Adds a raster image print command to the command buffer.
	addLogo	Adds a NV logo print command to the command buffer.
Barcode	addBarcode	Adds a barcode print command to the command buffer.
	addSymbol	Adds a 2D symbol print command to the command buffer.
Page mode	addPageBegin	Adds a page mode start command to the command buffer.
	addPageEnd	Adds a page mode end command to the command buffer.
	addPageArea	Adds page mode print area setting to the command buffer.
	addPageDirection	Adds page mode print direction setting to the command buffer.
	addPagePosition	Adds page mode print position setting to the command buffer.
	addPageLine	Adds a page mode line draw command to the command buffer.
	addPageRectangle	Adds a page mode rectangle draw command to the command buffer.
Batch rotate print	addRotateBegin	Adds the start batch rotate print mode to the command buffer.
	addRotateEnd	Adds the end batch rotate print mode to the command buffer.
Cut	addCut	Adds a sheet cut command to the command buffer.
Drawer	addPulse	Adds a drawer kick command to the command buffer.
Buzzer	addSound	Adds a buzzer sound command to the command buffer.
Label sheet/ black mark sheet	addFeedPosition	Adds a paper feed command to the command buffer.
Command	addCommand	Adds a command to the command buffer.

Epos2HybridPrinter class

Controls the hybrid model printers.

API		Description
Initialization	initWithLang	Initializes the HybridPrinter class.
Communication path	connect	Connects to the printer.
	disconnect	Disconnects from the printer.
Status monitor	startMonitor	Enables status event notification.
	stopMonitor	Disables status event notification.
Status acquisition	getStatus	Acquires status of the connected printer.
Transmission	sendData	Transfers a print command.
Transaction	beginTransaction	Starts a transaction.
	endTransaction	Ends a transaction.
Buffer clear	clearCommandBuffer	Clears the command buffer.
Print method	selectPaperType	Specifies a print method.
Paper feed	waitInsertion	Inserts paper.
	cancelInsertion	Cancels waiting for paper insertion.
Paper eject	ejectPaper	Ejects paper.
MICR	readMicrData	Reads by MICR.
	cleanMicrReader	Cleans the MICR mechanism.
Forced transmission	forceRecover	Forced transmission function
	forcePulse	
	forceCommand	
	forceReset	
Print method acquisition	paperType	Acquires the print method setting information.
Monitor interval	interval	Printer status update interval
On standby	waitTime	Time from insertion of a paper to start of operation
40cpl mode	mode40Cpl	40cpl mode
Reception of result	setStatusChangeEventDelegate	Registers the callback method for an event.
	setReceiveEventDelegate	

List of supported control operations for HybridPrinter class

APIs available for the Epos2HybridPrinter class depend on the print method.

The APIs and corresponding print methods are listed below.

API	Control operation				
	Receipt	Slip sheet	Endorsement	Validation	MICR
initWithLang	✓	✓	✓	✓	✓
connect	✓	✓	✓	✓	✓
disconnect	✓	✓	✓	✓	✓
startMonitor	✓	✓	✓	✓	✓
stopMonitor	✓	✓	✓	✓	✓
getStatus	✓	✓	✓	✓	✓
sendData	✓	✓	✓	✓	-
beginTransaction	✓	✓	✓	✓	✓
endTransaction	✓	✓	✓	✓	✓
clearCommandBuffer	✓	✓	✓	✓	-
selectPaperType	✓	✓	✓	✓	-
waitInsertion	-	✓	✓	✓	-
cancelInsertion	-	✓	✓	✓	✓
ejectPaper	-	✓	✓	✓	✓
readMicrData	-	-	-	-	✓
cleanMicrReader	-	-	-	-	✓
setStatusChangeEventDelegate	✓	✓	✓	✓	✓
setReceiveEventDelegate	✓	✓	✓	✓	✓

Creating print document by the Epos2HybridPrinter class

The Epos2HybridPrinter class creates a print document using the same API as the [Epos2Printer class](#).

The APIs and corresponding print methods are listed below.

API		Print method				
		Receipt	Slip sheet	Endorsement	Endorsement (40cpl)	Validation
Text	addTextAlign	✓	✓	✓	-	✓
	addLineSpace	✓	✓	✓	-	✓
	addTextRotate	✓	✓	✓	✓	✓
	addText	✓	✓	✓	✓	✓
	addTextLang	✓	✓	-	-	✓
	addTextFont	✓	✓	✓	-	✓
	addTextSmooth	✓	-	-	-	-
	addTextSize	✓	✓	✓	-	✓
	addTextStyle	✓	✓*	✓*	-	✓*
	addHPosition	✓	✓	✓	✓	✓
Paper feed	addFeedUnit	✓	✓	✓	✓	✓
	addFeedLine	✓	✓	✓	✓	✓
Graphics	addImage	✓	-	-	-	-
	addLogo	✓	-	-	-	-
Barcode	addBarcode	✓	-	-	-	-
	addSymbol	✓	-	-	-	-
Page mode	addPageBegin	✓	✓	-	-	✓
	addPageEnd	✓	✓	-	-	✓
	addPageArea	✓	✓	-	-	✓
	addPageDirection	✓	✓	-	-	✓
	addPagePosition	✓	✓	-	-	✓
	addPageLine	✓	✓	-	-	-
	addPageRectangle	✓	✓	-	-	-
Cut	addCut	✓	-	-	-	-
Drawer	addPulse	✓	✓	✓	✓	✓
Command	addCommand	✓	✓	✓	✓	✓

* The reverse parameter is not supported.

Epos2LineDisplay class

Controls character display on the customer display.

API		Description
Initialization	initWithDisplayModel	Initializes the Epos2LineDisplay class.
Communication path	connect	Connects to the customer display.
	disconnect	Disconnects from the customer display.
Status acquisition	getStatus	Acquires status of the connected device.
Transmission	sendData	Sends a command to the customer display.
Buffer clear	clearCommandBuffer	Clears the command buffer.
Reset	addInitialize	Initializes the customer display.
Window	addCreateWindow	Defines the display area.
	addDestroyWindow	Deletes the display area setting.
	addSetCurrentWindow	Switches between display areas.
	addClearCurrentWindow	Deletes the current display area.
	addCreateScreen	Defines the base window.
	addCreateScreenCustom	Defines the base window.
	addCreateTextArea	Defines the display area.
	addDestroyTextArea	Deletes the display area setting.
	addSetCurrentTextArea	Switches between display areas.
	addClearCurrentTextArea	Deletes the current display area.
Cursor	addSetCursorPosition	Moves the cursor.
	addMoveCursorPosition	Moves the cursor within the display area.
	addSetCursorType	Changes the cursor display.
Text display	addText	Displays text.
	addReverseText	Displays inverted text.
	addMarqueeText	Displays a marquee.
Display setting	addSetBlink	Blinks display.
	addSetBrightness	Changes the display brightness.
	addBackgroundColor	Sets the background color.
Graphic	addStartSlideShow	Starts a slide show.
	addStopSlideShow	Ends a slide show.
	addDownloadImage	Displays an image.
	addRegisterDownloadImage	Registers an image.
	addNVImage	Displays an NV image.
	addClearImage	Deletes an image.

API		Description
Barcode	addSymbol	Displays a two-dimensional symbol.
	addClearSymbol	Deletes a two-dimensional symbol.
Clock	addShowClock	Displays the clock.
Command transfer	addCommand	Runs an optional command.
Reception of result	setReceiveEventDelegate	Registers the callback method for an event.

The APIs and parameters that can be used vary depending on the customer display used and its display modes. The table below shows the API that can be used in each customer display and display mode.

API	Parameter	DM-D30	DM-D70 (Standard mode)	DM-D70 (Column/row fixed mode)	DM-D110/ DM-D210
initWithDisplayModel		✓	✓	✓	✓
connect		✓	✓	✓	✓
disconnect		✓	✓	✓	✓
getStatus		✓	✓	✓	✓
sendData		✓	✓	✓	✓
clearCommandBuffer		✓	✓	✓	✓
addInitialize		✓	✓	✓	✓
addCreateWindow		✓	-	✓	✓
addDestroyWindow		✓	-	✓	✓
addSetCurrentWindow		✓	-	✓	✓
addClearCurrentWindow		✓	-	✓	✓
addCreateScreen		-	✓	✓	-
addCreateScreenCustom		-	✓	✓	-
addCreateTextArea		-	✓	-	-
addDestroyTextArea		-	✓	-	-
addSetCurrentTextArea		-	✓	-	-
addClearCurrentTextArea		-	✓	-	-
addSetCursorPosition		✓	✓	✓	✓
addMoveCursorPosition		✓	✓	✓	✓
addSetCursorType		✓	-	-	✓

API	Parameter	DM-D30	DM-D70 (Standard mode)	DM-D70 (Column/row fixed mode)	DM-D110/ DM-D210
addText	data	✓	✓	✓	✓
	lang	✓*	✓	✓	✓*
	x	✓	✓	✓	✓
	y	✓	✓	✓	✓
	r	-	✓	-	-
	g	-	✓	-	-
	b	-	✓	-	-
addReverseText		✓	-	-	✓
addMarqueeText		✓	✓	✓	✓
addSetBlink		✓	-	-	✓
addSetBrightness		✓	✓	✓	✓
addBackgroundColor		-	✓	-	-
addStartSlideShow		-	✓	-	-
addStopSlideShow		-	✓	-	-
addDownloadImage		-	✓	-	-
addRegisterDownloadImage		-	✓	-	-
addNVImage		-	✓	-	-
addClearImage		-	✓	-	-
addSymbol		-	✓	-	-
addClearSymbol		-	✓	-	-
addShowClock		-	-	-	✓
addCommand		✓	✓	✓	✓
setReceiveEventDelegate		✓	✓	✓	✓

*: The setting value EPOS2_LANG_MULTI cannot be used.

Epos2Keyboard class

Controls character entry from the keyboard.

API		Description
Initialization	init	Initializes the Epos2Keyboard class.
Communication path	connect	Connects to the keyboard.
	disconnect	Disconnects from the keyboard.
Status acquisition	getStatus	Acquires status of the connected device.

API		Description
String setting	setPrefix	Sets the condition to handle as a continuous string.
String setting acquisition	getPrefix	Acquires the set prefix.
Key detection	setKeyPressEventDelegate	Registers the callback method for an event.
String detection	setReadStringEventDelegate	

Epos2POSKeyboard class

Controls character entry from the POS keyboard.

API		Description
Initialization	init	Initializes the Epos2POSKeyboard class.
Communication path	connect	Connects to the keyboard.
	disconnect	Disconnects from the keyboard.
Status acquisition	getStatus	Acquires status of the connected device.
Key detection	setKeyPressEventDelegate	Registers the callback method for an event.

Epos2BarcodeScanner class

Controls barcode reading by the barcode scanner.

API		Description
Initialization	init	Initializes the Epos2BarcodeScanner class.
Communication path	connect	Connects to the barcode scanner.
	disconnect	Disconnects from the barcode scanner.
Status acquisition	getStatus	Acquires status of the connected device.
Input data reception	setScanEventDelegate	Registers the callback method for an event.

Epos2MSR class

Controls card reading by the MSR.

API		Description
Initialization	init	Initializes the Epos2MSR class.
Communication path	connect	Connects to the MSR.
	disconnect	Disconnects from the MSR.
Status acquisition	getStatus	Acquires status of the connected device.
Data detection	setDataEventDelegate	Registers the callback method for an event.

Epos2SimpleSerial class

Controls serial communication between the printer and device.

API		Description
Initialization	init	Initializes the Epos2SimpleSerial class.
Communication path	connect	Connects to the serial.
	disconnect	Disconnects from the serial.
Status acquisition	getStatus	Acquires status of the connected device.
Command transfer	sendCommand	Transfers a command.
Input data reception	setReceiveEventDelegate	Registers the callback method for an event.

Epos2GermanyFiscalElement class

Connects to the German fiscal element (TSE), and controls data read/write operations.

API		Description
Initialization	init	Initializes the Epos2GermanyFiscalElement class.
Communication path	connect	Connects to the German fiscal element (TSE).
	disconnect	Disconnects from the German fiscal element (TSE).
Status acquisition	getStatus	Acquires status of the German fiscal element (TSE).
Operation	operate	Send the JSONsring to the German fiscal element (TSE).
Reception of result	setReceiveEventDelegate	Registers the callback method for an event.

Epos2OtherPeripheral class

Controls peripheral devices via the developed device control programs.

API		Description
Initialization	init	Initializes the Epos2OtherPeripheral class.
Communication path	connect	Connects to the device.
	disconnect	Disconnects from the device.
Status acquisition	getStatus	Acquires status of the connected device.
Transmission	sendData	Data transmission
Reception of result	setReceiveEventDelegate	Registers the callback method for an event.

Epos2CommBox class

Controls data transmission and reception using the communication box.

API		Description
Initialization	init	Initializes the Epos2CommBox class.
Communication path	connect	Connects to the communication box.
	disconnect	Disconnects from the communication box.
Status acquisition	getStatus	Acquires status of the connected device.
Transmission history	getCommHistory	Acquires the message transmission history.
Transmission	sendMessage	Sends a message to the communication box.
Reception	setReceiveEventDelegate	Registers the callback method for an event.

Common to all classes

These APIs can be used with all classes.

API		Description
Administration information	getAdmin	Acquires the administration information.
	getLocation	Acquires the installation location information.
Reconnection	setConnectionEventDelegate	Registers the callback method for an event.
	setBufferingEnabled	Sends data that was sent during the reconnection process after the reconnection is complete.

Epos2Discovery class

Controls the device discovery function.

API		Description
Start	start	Starts device search.
Stop	stop	Stops device search.

Epos2Log class

Controls the log output function.

API		Description
Log	setLogSettings	Sets the log output function.
Version acquisition	SdkVersion	Acquires the Epson ePOS SDK version.

Epos2BluetoothConnection class

Controls pairing connection with a Bluetooth device.

API		Description
Bluetooth communication path	connectDevice	Establishes Bluetooth connection.
	disconnectDevice	Disconnects Bluetooth connection.

EasySelect class

EasySelect class and EasySelectInfo class offer API commands and member variables for selecting printers using NFC tags, QR codes, or iBeacon data.

EasySelect class analyzes NFC tags, QR codes, and iBeacon data.

API		Description
Analysis of NFC tags	parseNFC	Analyzes NFC tag data.
Analysis of QR codes	parseQR	Analyzes QR codes data.
Creation of QR codes	createQR	Creates QR code data that can be analyzed by parseQR .
Analysis of printer information	parseBeacon	Analyzes iBeacon data.

EasySelectInfo class

Stores data analyzed by [parseNFC](#), [parseQR](#) or [parseBeacon](#). Calls the [connect](#) API command with the information of these member variables to connect with the printer.

Member variables		Description
Printer type	deviceType	Stores printer type information.
Printer name	printerName	Stores a printer name.
MAC address/BD address	macAddress	Stores a MAC address or a BD address.
Target information	target	Stores the target information.

Epos2Printer Class

initWithPrinterSeries

Initializes the Epos2Printer class.

Syntax

```
- (id) initWithPrinterSeries:(int)printerSeries lang:(int)lang;
```

Parameter

printerSeries

Specifies the target printer model.

Value	Description
EPOS2_TM_M10	TM-m10
EPOS2_TM_M30	TM-m30
EPOS2_TM_M30II	TM-m30II, TM-m30II-H, TM-m30II-NT, TM-m30II-S, TM-m30II-SL
EPOS2_TM_M30III	TM-m30III, TM-m30III-H
EPOS2_TM_M50	TM-m50
EPOS2_TM_M50II	TM-m50II, TM-m50II-H
EPOS2_TM_P20	TM-P20
EPOS2_TM_P20II	TM-P20II
EPOS2_TM_P60	TM-P60 (Receipt/Peeler)
EPOS2_TM_P60II	TM-P60II (Receipt/Peeler)
EPOS2_TM_P80	TM-P80
EPOS2_TM_P80II	TM-P80II
EPOS2_TM_T20	TM-T20, TM-T20II, TM-T20II-i, TM-T20III, TM-T20IIIL, TM-T20IV, TM-T20IV-L, TM-T20IV-SP, TM-T20X, TM-T20X-II
EPOS2_TM_T60	TM-T60
EPOS2_TM_T70	TM-T70, TM-T70-i, TM-T70II, TM-T70II-DT, TM-T70II-DT2
EPOS2_TM_T81	TM-T81II, TM-T81III
EPOS2_TM_T82	TM-T82, TM-T82II, TM-T82II-i, TM-T82III, TM-T82IIIL, TM-T82IV, TM-T82IV-L, TM-T82X, TM-T82X-II
EPOS2_TM_T83	TM-T83II-i

Value	Description
EPOS2_TM_T83III	TM-T83III, TM-T83IV
EPOS2_TM_T88	TM-T88IV, TM-T88V, TM-T88VI, TM-T88V-i, TM-T88VI-iHUB, TM-T88V-DT, TM-T88VI-DT2
EPOS2_TM_T88VII	TM-T88VII
EPOS2_TM_T90	TM-T90
EPOS2_TM_T100	TM-T100
EPOS2_TM_U220	TM-U220, TM-U220-i
EPOS2_TM_U220II	TM-U220II, TM-U220IIB-i
EPOS2_TM_U330	TM-U330
EPOS2_TM_L90	TM-L90
EPOS2_TM_L90LFC	TM-L90 Liner-Free Label Printer Model
EPOS2_TM_L100	TM-L100
EPOS2_TM_H6000	TM-H6000IV, TM-H6000V, TM-H6000IV-DT

lang

Specifies the language of the printer.

Value	Description
EPOS2_MODEL_ANK	ANK model
EPOS2_MODEL_CHINESE	Simplified Chinese model
EPOS2_MODEL_TAIWAN	Taiwan model
EPOS2_MODEL_KOREAN	Korean model
EPOS2_MODEL_THAI	Thai model
EPOS2_MODEL_SOUTHASIA	South Asian model

Return value

If the process succeeds, an initialized Epos2Printer class instance will be returned.

If the process fails, nil will be returned. The process may fail due to the following reasons:

Error status	Description
EPOS2_ERR_PARAM	An invalid parameter was specified.
EPOS2_ERR_MEMORY	Memory could not be allocated.
EPOS2_ERR_UNSUPPORTED	A model name or language not supported was specified.

Supplementary explanation

When iterating a process, be sure to generate and destroy instances outside the iterated process and not iterate the process at a short interval.

Memory releasing by the OS may affect the process of the Epson ePOS SDK, resulting in an invalid operation.

When connecting to multiple printers, generate instances appropriate to each model.

connect

Starts communication with the printer.

Syntax

```
- (int) connect:(NSString *)target timeout:(long)timeout;
```

Parameter

target

Specifies the method of connecting to the printer by a character string.

The connection method varies according to the system configuration.

- TM Printer Models

<connection type>:<identifier>

I/F	Connec- tion type	Identifier	Example
Wi-Fi/Ethernet	<ul style="list-style-type: none"> "TCP" "TCPS" 	<ul style="list-style-type: none"> IP address in IPv4 format MAC address Printer host name 	"TCP:192.168.192.168" "TCPS:192.168.192.168"
Bluetooth	"BT"	BD address	"BT:00:22:15:7D:70:9C"
USB	"USB"	<ul style="list-style-type: none"> USB Serial number Omitted 	"USB:00000000000000000000" "USB:"
Bluetooth Low Energy	"BLE"	Bluetooth Low Energy BD address	"BLE:00:22:15:7D:70:9C"

- Customer Display Models

<connection type>:<identifier>

I/F	Connec- tion type	Identifier	Example
Wi-Fi/Ethernet	<ul style="list-style-type: none"> "TCP" "TCPS" 	<ul style="list-style-type: none"> IP address in IPv4 format MAC address Printer host name 	"TCP:192.168.192.168" "TCPS:192.168.192.168"
Bluetooth	"BT"	BD address	"BT:00:22:15:7D:70:9C"
USB	"USB"	<ul style="list-style-type: none"> USB Serial number Omitted 	"USB:00000000000000000000" "USB:"
Bluetooth Low Energy	"BLE"	Bluetooth Low Energy BD address	"BLE:00:22:15:7D:70:9C"

To connect to the printer via SSL/TLS communication, specify using the following syntax.

<connection type>:<identifier>[<device ID>]

I/F	Connection type	Identifier	Example
Wi-Fi/Ethernet	"TCPS"	<ul style="list-style-type: none"> IP address in IPv4 format MAC address Printer host name 	"TCPS:192.168.192.168[local_printer]"

- TM Printer + DM-D + barcode scanner model/

TM Printer + barcode scanner model

To connect via Wi-Fi/Ethernet network communication, specify using the following syntax.

<connection type>:<identifier>[<device ID>]

I/F	Connection type	Identifier	Example
Wi-Fi/Ethernet	<ul style="list-style-type: none"> "TCP" "TCPS" 	<ul style="list-style-type: none"> IP address in IPv4 format MAC address Printer host name 	"TCP:192.168.192.168[local_printer]" "TCPS:192.168.192.168[local_printer]"

The device ID is fixed as [local_printer].

To connect via Bluetooth, USB, or Bluetooth Low Energy, specify using the following syntax.

<connection type>:<identifier>

I/F	Connection type	Identifier	Example
Bluetooth	"BT"	BD address	"BT:00:22:15:7D:70:9C"
USB	"USB"	<ul style="list-style-type: none"> USB Serial number Omitted 	"USB:00000000000000000000" "USB:"
Bluetooth Low Energy	"BLE"	Bluetooth Low Energy BD address	"BLE:00:22:15:7D:70:9C"

- POS Terminal Model

<connection type>:<identifier>[<device ID>]

I/F	Connection type	Identifier	Example
Wi-Fi/Ethernet	<ul style="list-style-type: none"> "TCP" "TCPS" 	<ul style="list-style-type: none"> IP address in IPv4 format MAC address Printer host name 	"TCP:192.168.192.168[local_printer]"

To connect to the printer via SSL/TLS communication, specify TCPS in the connection type.

timeout

Specifies the maximum time (in milliseconds) to wait for communication with the printer to be established.

Value	Description
Integer from 1000 to 300000	Maximum wait time before an error is returned (in milliseconds).
EPOS2_PARAM_DEFAULT	Specifies the default value (15000).

Return value

The result of the API is returned.

Error status	Description
EPOS2_SUCCESS	The function was executed successfully.
EPOS2_ERR_PARAM	An invalid parameter was passed.
EPOS2_ERR_CONNECT	Failed to open the device.
EPOS2_ERR_TIMEOUT	Failed to communicate with the devices within the specified time.
EPOS2_ERR_ILLEGAL	Tried to start communication with a printer with which communication had been already established. Tried to start communication with a printer during reconnection process.
EPOS2_ERR_MEMORY	Necessary memory could not be allocated.
EPOS2_ERR_FAILURE	An unknown error occurred.
EPOS2_ERR_PROCESSING	Could not run the process.
EPOS2_ERR_NOT_FOUND	The printer could not be found.
EPOS2_ERR_IN_USE	The device was in use.
EPOS2_ERR_TYPE_INVALID	The device type is different.
EPOS2_ERR_RECOVERY_FAILURE	Failed to recover the printer.

Supplementary explanation

- ❑ This API is not executed on the main thread. Execute it on the sub-thread.
- ❑ When communication with the printer is no longer necessary, be sure to call [disconnect](#) to terminate it.
- ❑ When using multi-threading to connect to multiple printers or peripheral devices, this API and [disconnect](#) cannot be started for other printers or peripheral devices until this API finishes processing. Start the next process after this API finishes processing.
- ❑ The printer status is returned to the event registered with the Epos2Printer class.
For details, refer to Chapter 2 "Programming Flow" and Chapter 6 "To use the same printer from multiple mobile devices."

- ❑ The device ID is an arbitrary character string that is set when the peripheral device is registered to the TM printer (master).
For details, refer to the Technical Reference Guide of each printer.
- ❑ If you are using DHCP to assign the IP address of the printer, specify the MAC address or host name of the printer as the identifier.
- ❑ For TM-DT series, MAC address cannot be specified.
- ❑ If you specify the host name of the printer as the identifier, use in the environment where it can be found by the DNS server.
- ❑ When connecting with the printer using Bluetooth, complete pairing before calling the connect command.
- ❑ Depending on the project settings, Bluetooth communication may be disconnected if the application runs in the background.
- ❑ If the identifier is omitted in the USB connection, the OS connects with the USB device found first.
- ❑ If Bluetooth and USB are used simultaneously, priority is given to the USB.
- ❑ This API will succeed regardless of the connection status of the TM printer (master) and peripheral devices.
- ❑ Devices other than printers are exclusively locked.
- ❑ When EPOS2_ERR_RECOVERY_FAILURE is returned in the return value, restart the printer.
- ❑ Depending on the printer, pairing over BLE connection may take time. If a timeout occurs when connecting, adjust the timeout time.
- ❑ Since it takes time to send and receive a large amount of data with BLE connection, the following APIs cannot be used.
[addImage/verifyPassword/getPrinterSettingEx/setPrinterSettingEx/setPrinterSettingEx\[Obsolete2\]/downloadFirmwareList/getPrinterFirmwareInfo/verifyUpdate/updateFirmware](#)
- ❑ When connected in TCP format, Epson ePOS SDK automatically switches between SSL and TSL communication depending on the printer's security mode while the printer is controlled by ESC/POS.
- ❑ The printer control commands used differ depending on the connection method specified by the "target" parameter.
If the connection method is "TCP" or "TCPS" and the device ID is appended to the identifier, the printer is controlled using ePOS-Device XML commands (ePOS-Device XML control).
In all other cases, the printer is controlled using ESC/POS commands (ESC/POS control).
Due to the differences between ePOS-Device XML control and ESC/POS control, the behavior of several methods and events differs.

disconnect

Ends communication with the printer.

Syntax

```
- (int) disconnect;
```

Return value

The result of the API is returned.

Error status	Description
EPOS2_SUCCESS	The function was executed successfully.
EPOS2_ERR_ILLEGAL	Tried to end communication where it had not been established.
EPOS2_ERR_MEMORY	Necessary memory could not be allocated.
EPOS2_ERR_FAILURE	An unknown error occurred.
EPOS2_ERR_PROCESSING	Could not run the process.
EPOS2_ERR_DISCONNECT	Failed to disconnect the device. Tried to terminate communication with a printer during reconnection process.

Supplementary explanation

- ❑ This API is not executed on the main thread. Execute it on the sub-thread.
- ❑ If disconnect is conducted during an application background transition event process, wait until disconnect completes.
- ❑ When using multi-threading to connect to multiple printers or peripheral devices, this API and [connect](#) cannot be started for other printers or peripheral devices until this API finishes processing. Start the next process after this API finishes processing.

startMonitor

Enables printer status event notification.

When a status change is detected, the event is notified to the callback function registered with [setStatusChangeEventDelegate](#).

Syntax

```
- (int) startMonitor;
```

Return value

Error status	Description
EPOS2_SUCCESS	The function was executed successfully.
EPOS2_ERR_ILLEGAL	This API was called while no communication had been started.

Supplementary explanation

- ❑ Use this API after starting a communication with the printer (after executing the [connect](#) API).
- ❑ This API is not executed on the main thread. Execute it on the sub-thread.
- ❑ During ESC/POS control, the printer's ASB is received, and events are generated each time a status change occurs.
- ❑ During ePOS-Device XML control, printer status is periodically retrieved at the interval specified by the [interval](#) property. Changes are detected by comparing the status with the previously acquired status, triggering the corresponding event.
Therefore, status changes that occurred but were resolved within the monitoring interval cannot be detected.
- ❑ When the status event notification switches from disabled to enabled, an event representing the current state is generated. However, the behavior differs depending on the printer control command.
During ESC/POS control, the eventType corresponding to the current status among all printer statuses is notified to the callback function.
During ePOS-Device XML control, only the eventTypes listed below are applicable. If the current printer status matches one of these, it is notified to the callback function.
 - EPOS2_EVENT_OFFLINE
 - EPOS2_EVENT_POWER_OFF
 - EPOS2_EVENT_COVER_OPEN
 - EPOS2_EVENT_PAPER_NEAR_END
 - EPOS2_EVENT_PAPER_EMPTY
 - EPOS2_EVENT_DRAWER_HIGH
 - EPOS2_EVENT_BATTERY_EMPTY
 - EPOS2_EVENT_REMOVAL_WAIT_PAPER
 - EPOS2_EVENT_REMOVAL_DETECT_PAPER_NONE
 - EPOS2_EVENT_REMOVAL_DETECT_UNKNOWN
 - EPOS2_EVENT_AUTO_RECOVER_ERROR
 - EPOS2_EVENT_UNRECOVERABLE_ERROR

- ❑ If status event notifications are already enabled, executing the startMonitor method will be ignored (no event is generated).

stopMonitor

Disables status events.

Syntax

- (int)stopMonitor;

Return value

Error status	Description
EPOS2_SUCCESS	The function was executed successfully.
EPOS2_ERR_ILLEGAL	This API was called while no communication had been started.

getStatus

Acquires the current status information.

Syntax

```
- (Epos2PrinterStatusInfo *)getStatus;
```

Return value

The current status is returned in the Epos2PrinterStatusInfo type.

The following status information is stored in the object as a member.

Printer status	Status	Description
connection: Connection status	EPOS2_TRUE	Connected
	EPOS2_FALSE	Status is unknown.
online: Online status	EPOS2_TRUE	Online
	EPOS2_FALSE	Offline
	EPOS2_UNKNOWN	Status is unknown.
coverOpen: Cover status	EPOS2_TRUE	Cover is open.
	EPOS2_FALSE	Cover is closed.
	EPOS2_UNKNOWN	Status is unknown.
paper: Paper status	EPOS2_PAPER_OK	Paper remains.
	EPOS2_PAPER_NEAR_END	Paper is running out.
	EPOS2_PAPER_EMPTY	Paper has run out.
	EPOS2_UNKNOWN	Status is unknown.
paperFeed: Paper feed	EPOS2_TRUE	Paper feed in progress
	EPOS2_FALSE	Stopped
	EPOS2_UNKNOWN	Status is unknown.
panelSwitch: Panel switch (Feed button) status	EPOS2_SWITCH_ON	Pressed
	EPOS2_SWITCH_OFF	Not pressed
	EPOS2_UNKNOWN	Status is unknown.
drawer: Offline status due to the battery level (Mobile models)	EPOS2_DRAWER_HIGH	High
	EPOS2_DRAWER_LOW	Low
	EPOS2_UNKNOWN	Status is unknown.
drawer: Drawer kick connector pin No.3 status (except for the Mobile models)	EPOS2_DRAWER_HIGH	High
	EPOS2_DRAWER_LOW	Low
	EPOS2_UNKNOWN	Status is unknown.

Printer status	Status	Description
errorStatus: Error status	EPOS2_NO_ERR	Normal
	EPOS2_MECHANICAL_ERR	Mechanical error occurred.
	EPOS2_AUTOCUTTER_ERR	Auto cutter error occurred.
	EPOS2_UNRECOVER_ERR	Unrecoverable error occurred.
	EPOS2_AUTORECOVER_ERR	Automatic recovery error occurred.
	EPOS2_UNKNOWN	Status is unknown.
autoRecoverError: Automatic recovery error status	EPOS2_HEAD_OVERHEAT	Head overheat error
	EPOS2_MOTOR_OVERHEAT	Motor driver IC overheat error
	EPOS2_BATTERY_OVERHEAT	Battery overheat error
	EPOS2_WRONG_PAPER	Paper error
	EPOS2_COVER_OPEN	Cover is open.
	EPOS2_UNKNOWN	Unknown status
buzzer: Buzzer sound status	EPOS2_TRUE	Sounding (Applicable printer only)
	EPOS2_FALSE	Stopped (Applicable printer only)
	EPOS2_UNKNOWN	Status is unknown.
adapter: AC adapter connection status	EPOS2_TRUE	Connected
	EPOS2_FALSE	Disconnected
	EPOS2_UNKNOWN	Status is unknown.
batteryLevel: Remaining battery capacity	EPOS2_BATTERY_LEVEL_6	Remaining battery capacity 6
	EPOS2_BATTERY_LEVEL_5	Remaining battery capacity 5
	EPOS2_BATTERY_LEVEL_4	Remaining battery capacity 4
	EPOS2_BATTERY_LEVEL_3	Remaining battery capacity 3
	EPOS2_BATTERY_LEVEL_2	Remaining battery capacity 2
	EPOS2_BATTERY_LEVEL_1	Remaining battery capacity 1 (almost run out)
	EPOS2_BATTERY_LEVEL_0	Remaining battery capacity 0 (run out)
	EPOS2_UNKNOWN	Status is unknown.
removalWaiting: Paper removal wait status	EPOS2_REMOVAL_WAIT_PAPER	Waiting for removal.
	EPOS2_REMOVAL_WAIT_NONE	Not waiting for removal.
	EPOS2_UNKNOWN	Status is unknown.

Printer status	Status	Description
paperTakenSensor: Paper removal sensor status	EPOS2_REMOVAL_DETECT_PAPER	The paper removal sensor is detecting paper.
	EPOS2_REMOVAL_DETECT_PAPER_NONE	The paper removal sensor is not detecting paper.
	EPOS2_REMOVAL_DETECT_UNKNOWN	A state that is not detectable by the paper removal sensor.
	EPOS2_UNKNOWN	Status is unknown.
unrecoverError: Unrecoverable error status	EPOS2_HIGH_VOLTAGE_ERR	High voltage error
	EPOS2_LOW_VOLTAGE_ERR	Low voltage error
	EPOS2_UNKNOWN	Status is unknown.

Supplementary explanation

- ❑ This API is not executed on the main thread. Execute it on the sub-thread.
- ❑ If this API is called while communication is not available, printer states other than "connection" will be set to "EPOS2_UNKNOWN."
- ❑ The status object is set to the status at the timing of execution of this API and will not be updated.
- ❑ If this function is executed within a callback function, nil will be returned.
- ❑ To get the "adapter" or "batteryLevel" status, you need to enable transmission of power on/off and battery status using Epson TM Utility.
- ❑ To get the "paperTakenSensor" status, you need to enable the "Paper Taken Sensor Status" setting using Epson TM Utility.
- ❑ The drawer kick connector pin No.3 status returns even if the device connected to the connector is an external optional buzzer.

sendData

Sends the print command.

The return value of this API is the result of sending data to the devices.

The processing result of the devices using this API is returned to the callback method set by the [setReceiveEventDelegate](#) API of the Epos2Printer class.

Make sure not to use this API repeatedly without getting the result in the callback.

This API sends data buffered by an add-type API (e.g., [addText](#)).

Syntax

```
- (int) sendData:(long)timeout;
```

Parameter

timeout

Specifies the timeout period before completion of printing in milliseconds.

Value	Description
Integer from 5000 to 600000*	Timeout period (in milliseconds)
EPOS2_PARAM_DEFAULT	Specifies the default value (10000).

* For the system configurations listed below, specify an integer in the range of 5000 to 300000.

- ☐ Customer Display Models (SSL/TLS communication only)
- ☐ TM Printer + DM-D + barcode scanner model
- ☐ POS Terminal Model

Return value

Error status	Description
EPOS2_SUCCESS	The function was executed successfully.
EPOS2_ERR_PARAM	An invalid parameter was passed.
EPOS2_ERR_MEMORY	Necessary memory could not be allocated.
EPOS2_ERR_FAILURE	An unknown error occurred.
EPOS2_ERR_PROCESSING	Could not run the process.
EPOS2_ERR_ILLEGAL	The control commands have not been buffered. This API was called while no communication had been started.

Supplementary explanation

For Bluetooth connection, the offline status may not be detected and a timeout error may occur.

Refer to Chapter 6 "To use the same printer from multiple mobile devices" for details.

beginTransaction

Starts a transaction.

A transaction represents a single printing task such as printing a single sheet of receipt or coupon.

After this API is called, data until the transaction is terminated by [endTransaction](#) will be regarded as a single printing task.

Syntax

- (int) beginTransaction;

Return value

Error status	Description
EPOS2_SUCCESS	The function was executed successfully.
EPOS2_ERR_ILLEGAL	This API was called while no communication had been started. Another transaction had been already started by this function.
EPOS2_ERR_FAILURE	An unknown error occurred.

endTransaction

Ends a transaction.

A transaction represents a single printing task such as printing a single sheet of receipt or coupon.

After [beginTransaction](#) is called, data until the transaction is terminated by this API will be regarded as a single printing task.

Syntax

```
- (int) endTransaction;
```

Return value

Error status	Description
EPOS2_SUCCESS	The function was executed successfully.
EPOS2_ERR_ILLEGAL	This API was called while no communication had been started. This API was called while no transaction had been started.
EPOS2_ERR_FAILURE	An unknown error occurred.

Supplementary explanation

This API is not executed on the main thread. Execute it on the sub-thread.

requestPrintJobStatus

Acquires the print result for the specified print job ID.

Syntax

```
- (int) requestPrintJobStatus:(NSString*)printJobId;
```

Parameter

printJobId

Specifies the print job ID.

Alphanumeric characters, underscore, hyphen, and period in 1 to 30 digits can be used.

Return value

Error status	Description
EPOS2_SUCCESS	The function was executed successfully.
EPOS2_ERR_CONNECT	Communication error
EPOS2_ERR_PARAM	An invalid parameter was passed.
EPOS2_ERR_MEMORY	Necessary memory could not be allocated.
EPOS2_ERR_FAILURE	An unknown error occurred.
EPOS2_ERR_PROCESSING	Could not run the process.

Supplementary explanation

- ❑ The result of this API is returned to the callback method set by the [setReceiveEventDelegate](#) API of the Epos2Printer class.
- ❑ When multiple print processes were performed with the same print job ID, the status of the latest print job is acquired.

clearCommandBuffer

Clears the command buffer.

Syntax

- (int) clearCommandBuffer;

Return value

Error status	Description
EPOS2_SUCCESS	The function was executed successfully.

addTextAlign

Adds text alignment setting to the command buffer.

Syntax

```
- (int) addTextAlign:(int)align;
```

Parameter

align

Specifies alignment.

Value	Description
EPOS2_ALIGN_LEFT (default)	Left alignment
EPOS2_ALIGN_CENTER	Center alignment
EPOS2_ALIGN_RIGHT	Right alignment
EPOS2_PARAM_DEFAULT	Specifies the default value (left alignment).

Return value

Error status	Description
EPOS2_SUCCESS	The function was executed successfully.
EPOS2_ERR_PARAM	An invalid parameter was passed.
EPOS2_ERR_MEMORY	Memory necessary for processing could not be allocated.
EPOS2_ERR_FAILURE	An unknown error occurred.

Supplementary explanation

- ❑ Use this API at the "beginning of a line." If this API is used elsewhere, it will be ignored.
- ❑ Setting of this API is also applied to the barcode/2D symbol/raster image/NV logo.
- ❑ When specifying alignment in the page mode, use [addPagePosition](#) API instead of this API.

addLineSpace

Adds line spacing setting to the command buffer.

Syntax

```
- (int) addLineSpace:(long)linespc;
```

Parameter

linespc

Specifies the line spacing (in dots).

Value	Description
Integer from 0 to 255	Line spacing (in dots)

Return value

Error status	Description
EPOS2_SUCCESS	The function was executed successfully.
EPOS2_ERR_PARAM	An invalid parameter was passed.
EPOS2_ERR_MEMORY	Memory necessary for processing could not be allocated.
EPOS2_ERR_FAILURE	An unknown error occurred.

Supplementary explanation

If the line spacing for a single line is set smaller than the print character size, paper may be fed for a larger quantity than the set amount to ensure proper printing.

addTextRotate

Adds text rotation setting to the command buffer.

Syntax

```
- (int) addTextRotate:(int)rotate;
```

Parameter

rotate

Enables or disables text rotation.

Value	Description
EPOS2_TRUE	Specifies text rotation.
EPOS2_FALSE (default)	Disables text rotation.
EPOS2_PARAM_DEFAULT	Specifies the default value (text rotation disabled).

Return value

Error status	Description
EPOS2_SUCCESS	The function was executed successfully.
EPOS2_ERR_PARAM	An invalid parameter was passed.
EPOS2_ERR_MEMORY	Memory necessary for processing could not be allocated.
EPOS2_ERR_FAILURE	An unknown error occurred.

Supplementary explanation

- ❑ Use this API at the "beginning of a line." If this API is used elsewhere, it will be ignored.
- ❑ Setting of this API is also applied to the barcode/2D symbol.
- ❑ When specifying text rotation in the page mode, use [addPageDirection](#) API instead of this API.

addText

Adds a character print command to the command buffer.

Syntax

```
- (int) addText:(NSString *)data;
```

Parameter

data

Specifies the string to print.

Use the following escape sequences for a horizontal tab and line feed.

String	Description
\t	Horizontal tab (HT)
\n	Line feed (LF)
\\	Back slash

Return value

Error status	Description
EPOS2_SUCCESS	The function was executed successfully.
EPOS2_ERR_PARAM	An invalid parameter was passed.
EPOS2_ERR_MEMORY	Memory necessary for processing could not be allocated.
EPOS2_ERR_FAILURE	An unknown error occurred.

Supplementary explanation

- ❑ To print data other than text after printing text, feed a line or page.
A line which does not end with a line feed will be discarded as unfixed data by the next [sendData](#).
- ❑ In the page mode, text is printed from the current print position with the base line dot of the characters as the standard.

addTextLang

Adds language setting to the command buffer.

A text string specified by the [addText](#) API is encoded according to the language specified by this API.

Syntax

```
- (int) addTextLang:(int)lang;
```

Parameter

lang

Specifies the target language.

Value	Description
EPOS2_LANG_EN (default)	English (ANK specification)
EPOS2_LANG_JA	Japanese
EPOS2_LANG_ZH_CN	Simplified Chinese
EPOS2_LANG_ZH_TW	Traditional Chinese
EPOS2_LANG_KO	Korean
EPOS2_LANG_TH	Thai (South Asian specification)
EPOS2_LANG_VI	Vietnamese (South Asian specification)
EPOS2_LANG_MULTI	Multiple languages (UTF-8)
EPOS2_PARAM_DEFAULT	Specifies the default value (English).

Return value

Error status	Description
EPOS2_SUCCESS	The function was executed successfully.
EPOS2_ERR_PARAM	An invalid parameter was passed.
EPOS2_ERR_MEMORY	Memory necessary for processing could not be allocated.
EPOS2_ERR_FAILURE	An unknown error occurred.

Supplementary explanation

- ❑ This API is called before the [addText](#) API.
- ❑ Use this API at the top of each print job.
- ❑ Available languages differ depending on character specifications of the printer. For details, see Technical Reference Guide of the printer.

addTextFont

Adds character font setting to the command buffer.

Syntax

```
- (int) addTextFont:(int)font;
```

Parameter

font

Specifies the font.

Value	Description
EPOS2_FONT_A (default)	Font A
EPOS2_FONT_B	Font B
EPOS2_FONT_C	Font C
EPOS2_FONT_D	Font D
EPOS2_FONT_E	Font E
EPOS2_PARAM_DEFAULT	Specifies the default value (font A).

Return value

Error status	Description
EPOS2_SUCCESS	The function was executed successfully.
EPOS2_ERR_PARAM	An invalid parameter was passed.
EPOS2_ERR_MEMORY	Memory necessary for processing could not be allocated.
EPOS2_ERR_FAILURE	An unknown error occurred.

addTextSmooth

Adds smoothing setting to the command buffer.

Syntax

```
- (int) addTextSmooth:(int)smooth;
```

Parameter

smooth

Enables or disables smoothing.

Value	Description
EPOS2_TRUE	Enables smoothing.
EPOS2_FALSE (default)	Disables smoothing.
EPOS2_PARAM_DEFAULT	Specifies the default value (smoothing disabled).

Return value

Error status	Description
EPOS2_SUCCESS	The function was executed successfully.
EPOS2_ERR_PARAM	An invalid parameter was passed.
EPOS2_ERR_MEMORY	Memory necessary for processing could not be allocated.
EPOS2_ERR_FAILURE	An unknown error occurred.

addTextSize

Adds character scaling factor setting to the command buffer.

Syntax

```
- (int) addTextSize:(long)width height:(long)height;
```

Parameter

width

Specifies the horizontal scaling of characters.

Value	Description
Integer from 1 to 8	Specifies the horizontal scaling factor rate (default: 1).
EPOS2_PARAM_DEFAULT	Specifies the default value (1).
EPOS2_PARAM_UNSPECIFIED	<Obsolete> Not specify.

height

Specifies the vertical scaling of characters.

Value	Description
Integer from 1 to 8	Specifies the vertical scaling factor rate (default: 1).
EPOS2_PARAM_DEFAULT	Specifies the default value (1).
EPOS2_PARAM_UNSPECIFIED	<Obsolete> Not specify.

Return value

Error status	Description
EPOS2_SUCCESS	The function was executed successfully.
EPOS2_ERR_PARAM	An invalid parameter was passed.
EPOS2_ERR_MEMORY	Memory necessary for processing could not be allocated.
EPOS2_ERR_FAILURE	An unknown error occurred.

Supplementary explanation

- ❑ If all the parameters are set to "EPOS2_PARAM_UNSPECIFIED," EPOS2_ERR_PARAM will be returned.
- ❑ For slip, endorsement, or validation printing, an integer from 1 to 2 can be set for the width and height.

addTextStyle

Adds character style setting to the command buffer.

Syntax

```
- (int) addTextStyle:(int)reverse ul:(int)ul em:(int)em
  color:(int)color;
```

Parameter

reverse

Enables or disables the reverse style.

Value	Description
EPOS2_TRUE	Enables the reverse style.
EPOS2_FALSE (default)	Disables the reverse style.
EPOS2_PARAM_UNSPECIFIED	<Obsolete> Not specify.
EPOS2_PARAM_DEFAULT	Specifies the default value (reverse style disabled).

ul

Enables or disables the underscore style.

Value	Description
EPOS2_TRUE	Enables the underscore style.
EPOS2_FALSE (default)	Disables the underscore style.
EPOS2_PARAM_UNSPECIFIED	<Obsolete> Not specify.
EPOS2_PARAM_DEFAULT	Specifies the default value (underscore style disabled).

em

Enables or disables the bold style.

Value	Description
EPOS2_TRUE	Enables the bold style.
EPOS2_FALSE (default)	Disables the bold style.
EPOS2_PARAM_UNSPECIFIED	<Obsolete> Not specify.
EPOS2_PARAM_DEFAULT	Specifies the default value (bold style disabled).

color

Specifies the color.

Value	Description
EPOS2_COLOR_NONE	No printing

Value	Description
EPOS2_COLOR_1 (default)	First color
EPOS2_COLOR_2	Second color
EPOS2_COLOR_3	Third color
EPOS2_COLOR_4	Fourth color
EPOS2_PARAM_UNSPECIFIED	<Obsolete> Not specify.
EPOS2_PARAM_DEFAULT	Specifies the default value (first color).

Return value

Error status	Description
EPOS2_SUCCESS	The function was executed successfully.
EPOS2_ERR_PARAM	An invalid parameter was passed.
EPOS2_ERR_MEMORY	Memory necessary for processing could not be allocated.
EPOS2_ERR_FAILURE	An unknown error occurred.

Supplementary explanation

- ❑ Use this API at the "beginning of a line." If this API is used elsewhere, it will be ignored.
- ❑ If all the parameters are set to "EPOS2_PARAM_UNSPECIFIED," EPOS2_ERR_PARAM will be returned.

addHPosition

Adds horizontal character print start position to the command buffer.

Syntax

```
- (int) addHPosition:(long)x;
```

Parameter

x

Specifies the horizontal print start position in dots.

Value	Description
Integer from 0 to 65535	Horizontal print start position (in dots)

Return value

Error status	Description
EPOS2_SUCCESS	The function was executed successfully.
EPOS2_ERR_PARAM	An invalid parameter was passed.
EPOS2_ERR_MEMORY	Memory necessary for processing could not be allocated.
EPOS2_ERR_FAILURE	An unknown error occurred.

Supplementary explanation

- ❑ Calling this API causes the printer positioned at "other than the beginning of the line."
This is also true even if 0 is set to "x."
- ❑ After executing this API, [addTextAlign](#) and [addTextRotate](#) cannot be used.
- ❑ Setting of this API is also applied to the barcode/2D symbol/raster image/NV logo.
- ❑ The setting of this API is applied to each line (Or to each barcode, 2D symbol, raster image, or NV logo).
If you want to apply the setting to multiple lines, set this API to each of the lines.

addFeedUnit

Adds a paper-feed-by-dot command to the command buffer.

Syntax

```
- (int) addFeedUnit:(long)unit;
```

Parameter

unit

Specifies the paper feed amount (in dots).

Value	Description
Integer from 0 to 255	Paper feed amount (in dots)

Return value

Error status	Description
EPOS2_SUCCESS	The function was executed successfully.
EPOS2_ERR_PARAM	An invalid parameter was passed.
EPOS2_ERR_MEMORY	Memory necessary for processing could not be allocated.
EPOS2_ERR_FAILURE	An unknown error occurred.

Supplementary explanation

Calling this API causes the printer positioned at "the beginning of the line."

addFeedLine

Adds a paper-feed-by-line command to the command buffer.

Syntax

- (int) addFeedLine:(long)line;

Parameter

line

Specifies the paper feed amount (in lines).

Value	Description
Integer from 0 to 255	Paper feed amount (in lines)

Return value

Error status	Description
EPOS2_SUCCESS	The function was executed successfully.
EPOS2_ERR_PARAM	An invalid parameter was passed.
EPOS2_ERR_MEMORY	Memory necessary for processing could not be allocated.
EPOS2_ERR_FAILURE	An unknown error occurred.

Supplementary explanation

Calling this API causes the printer positioned at "the beginning of the line."

addImage

Adds a raster image print command to the command buffer.

Prints UIImage class graphics.

A specified area of UIImage class graphics is binarized according to the mode, halftone, and brightness parameters and converted into a raster image data.

The converted image is compressed or not compressed before transmission according to the compress parameter value.

One pixel of an image corresponds to one dot of the printer. When a transparent color is contained in the image, the background of the image is assumed to be white.

Syntax

```
- (int) addImage:(UIImage *)data x:(long)x y:(long)y
width:(long)width height:(long)height color:(int)color
mode:(int)mode halftone:(int)halftone
brightness:(double)brightness compress:(int)compress;
```

Parameter

data

Specifies an instance of the UIImage class.

x

Specifies the horizontal start position of the print area (in pixels).

Value	Description
Integer from 0 to 65534	Horizontal start position of the print area (in pixels)

y

Specifies the vertical start position of the print area (in pixels).

Value	Description
Integer from 0 to 65534	Vertical start position of the print area (in pixels)

width

Specifies the width of the print area (in pixels).

Value	Description
Integer from 1 to 65535	Width of the print area (in pixels).

height

Specifies the height of the print area (in pixels).

Value	Description
Integer from 1 to 65535	Height of the print area (in pixels).

color

Specifies the color.

Value	Description
EPOS2_COLOR_NONE	No printing
EPOS2_COLOR_1	First color
EPOS2_COLOR_2	Second color
EPOS2_COLOR_3	Third color
EPOS2_COLOR_4	Fourth color
EPOS2_PARAM_DEFAULT	Specifies the default value (first color).

mode

Specifies the color mode.

Value	Description
EPOS2_MODE_MONO	Monochrome (2 scales)
EPOS2_MODE_GRAY16	Multi-gradation (16 scales)
EPOS2_MODE_MONO_HIGH_DENSITY	Monochrome (2 scales), double density
EPOS2_PARAM_DEFAULT	Specifies the default (monochrome (2 scales)).

halftone

Specifies the halftone processing method.

Value	Description
EPOS2_HALFTONE_DITHER	Dithering (appropriate for printing graphics only)
EPOS2_HALFTONE_ERROR_DIFFUSION	Error diffusion (appropriate for printing text and graphics)
EPOS2_HALFTONE_THRESHOLD	Threshold (appropriate for printing text only)
EPOS2_PARAM_DEFAULT	Specifies the default (dithering).

Effective for the monochrome (2 scales) color mode only.

brightness

Specifies the brightness compensation value.

Value	Description
Real number from 0.1 to 10.0	Brightness compensation (gamma correction) value
EPOS2_PARAM_DEFAULT	Default (1.0)

When a value other than 1.0 is specified for the brightness compensation value, processing gets slower.

compress

Enables or disables compression.

Compressing print images can prevent white banding or streaks from occurring on printed images.

This works well when connecting with the printer using Bluetooth.

Value	Description
EPOS2_COMPRESS_DEFLATE	Compresses the image.
EPOS2_COMPRESS_NONE	Does not compress the image.
EPOS2_COMPRESS_AUTO	Automatically chooses to or not to compress the image.
EPOS2_PARAM_DEFAULT	Default (automatically chooses to or not to compress the image internally)

Return value

Error status	Description
EPOS2_SUCCESS	The function was executed successfully.
EPOS2_ERR_PARAM	An invalid parameter was passed.
EPOS2_ERR_MEMORY	Memory necessary for processing could not be allocated.
EPOS2_ERR_FAILURE	An unknown error occurred.

Supplementary explanation

- ❑ Since it takes time to send and receive large amounts of data over BLE connection, this API cannot be used with BLE connection.
- ❑ Use this API at the "beginning of a line." If this API is used elsewhere, it will be ignored.
- ❑ If the area specified by x/y and width/height does not fit within the image size specified by data parameter, EPOS2_ERR_PARAM will be returned.
- ❑ The "compress" parameter is effective when the printer is connected via Bluetooth. For other printers, specify EPOS2_COMPRESS_AUTO.

Model	Restriction
TM-m10	No restriction
TM-m30/TM-m30II/TM-m30II-H/TM-m30II-NT/TM-m30II-S/ TM-m30II-SL/TM-m30III/TM-m30III-H	No restriction
TM-m50/TM-m50II-H	No restriction
TM-P20/TM-P20II	No restriction
TM-P60II (Receipt)	Firmware version 5.14 ESC/POS or later
TM-P60II (Peeler)	Firmware version 6.14 ESC/POS or later

Model	Restriction
TM-P80	Firmware version 1.02 ESC/POS or later
TM-P80AC	Firmware version 2.01 ESC/POS or later
TM-P80II	No restriction
TM-T20II/TM-T20III/TM-T20IV/TM-T20IV-SP	No restriction
TM-T70II	No restriction
TM-T82III/TM-T82IV	No restriction
TM-T88V/TM-T88VI	No restriction

- ❑ Printing may get slower if a transparent image is printed.
- ❑ The multi-gradation and the compression of image data are not supported in the page mode. If you set those in the page mode, nothing will be printed.
- ❑ Set an image size appropriate for the printer. If you set to print a large image, the API commands will be succeeded, but the printer may print nothing.
- ❑ This API consumes a lot of the buffer provided in the printer. When using this API for Epos2LFCPrinter class, be sure to check the buffer size of the printer.

addLogo

Adds a NV logo print command to the command buffer.

Prints the logo registered in the NV memory of the printer.

Syntax

```
- (int) addLogo:(long)key1 key2:(long)key2;
```

Parameter

key1

Specifies the key code 1 of the NV logo.

Value	Description
Integer from 1 to 255	Key code 1 of the NV logo

key2

Specifies the key code 2 of the NV logo.

Value	Description
Integer from 1 to 255	Key code 2 of the NV logo
EPOS2_PARAM_DEFAULT	Specify this for the printers that do not support key code 2.

Return value

Error status	Description
EPOS2_SUCCESS	The function was executed successfully.
EPOS2_ERR_PARAM	An invalid parameter was passed.
EPOS2_ERR_MEMORY	Memory necessary for processing could not be allocated.
EPOS2_ERR_FAILURE	An unknown error occurred.

Supplementary explanation

- ❑ Use this API at the "beginning of a line." If this API is used elsewhere, it will be ignored.
- ❑ For how to register the NV logo, refer to the Technical Reference Guide of the printer.
- ❑ The page mode does not support multi-gradation printing. Multi-gradation graphics can be printed in the standard mode only.
- ❑ The NV logo specified by this API is printed with the color setting specified by [addTextStyle](#) in advance and stored in the buffer.
- ❑ TM-U220 and TM-U220II, TM-U330 use only the key1 parameter, however, you need to set "Printer.PARAM_DEFAULT" as the key2 parameter for those printers since an empty key2 parameter causes an error.

addBarcode

Adds a barcode print command to the command buffer.

Syntax

```
- (int) addBarcode:(NSString *)data type:(int)type hri:(int)hri
font:(int)font width:(long)width height:(long)height;
```

Parameter

data

Specifies barcode data as a text string.

Specify a string in accordance with the standard of the barcode specified in type.

Type	Description
UPC-A	If an 11-digit figure is specified, the check digit is automatically appended. If a 12-digit figure is specified, the 12th digit is used as the check digit but verification is not performed.
UPC-E	Specify 0 in the first digit. Specify the manufacturer code in the 2nd to 6th digits. Specify the item code in right justification in the 7th to 11th digits. The number of digits of the item code depends on the manufacturer code. Specify 0 in each unused data. If an 11-digit figure is specified, the check digit is automatically appended. If a 12-digit figure is specified, the 12th digit is used as the check digit but verification is not performed.
EAN13	If an 12-digit figure is specified, the check digit is automatically appended. If a 13-digit figure is specified, the 13th digit is used as the check digit but verification is not performed.
JAN13	
EAN8	If an 7-digit figure is specified, the check digit is automatically appended. If an 8-digit figure is specified, the 8th digit is used as the check digit but verification is not performed.
JAN8	
CODE39	If the first character is *, this character is processed as the start character. If it is not , the start character is automatically added.
ITF	The start and stop codes are automatically added. Addition and verification of the check digit are not performed.
CODABAR	Specify the start character ((A to D, a to d). Specify the stop character ((A to D, a to d). Addition and verification of the check digit are not performed.
CODE93	The start and stop characters are automatically added. The check digit is automatically calculated and added.

Type	Description
CODE128	<p>Specify the start character (CODE A, CODE B, CODE C). The stop character is automatically added. The check digit is automatically calculated and added. To encode the following characters, specify the corresponding 2-digit code starting with { :</p> <ul style="list-style-type: none"> • FNC1: {1 • FNC2: {2 • FNC3: {3 • FNC4: {4 • CODE A: {A • CODE B: {B • CODE C: {C • SHIFT: {S • {: {{ <p>When specifying CODE C, specify the barcode data as the control code of the escape sequence.</p>
CODE128 auto	<p>The start character, check digit, and stop character are automatically added. The character string added to make the overall width of the CODE128 symbol as minimum is automatically converted. In this function, there is no need to specify the code set, and the barcode is printed simply by entering the data to be converted to symbols. Example) When entering numbers: "123", etc. When entering alphabets: "ABCabc", etc. Data from 0 to 255 (control codes and character codes) can be specified. Since the overall width changes automatically, use this function after confirming that the barcode fits into the print area and is printed without any problem. When using FNC1, etc., use CODE128 rather than CODE128 auto.</p>
GS1-128	<p>The start character, FNC1, check digit, and stop characters are automatically added. However, FNC1 used as a data separator is not added. To automatically calculate and add the application ID (AI) and the following check digit, specify "*" at the check digit position. The application ID (AI) can be put in parentheses. The parentheses are used as print characters for HRI and not encoded as data. A blank space can be inserted between the application ID (AI) and data. The blank space is used as print characters for HRI and not encoded as data. To encode the following characters, specify the corresponding 2-digit code starting with { :</p> <ul style="list-style-type: none"> • FNC1: {1 • FNC3: {3 • (: {{ •): {} • FNC1: {1 • {: {{

Type	Description
GS1 DataBar Omnidirectional	Specify a 13-digit product ID (GTIN) excluding the application ID (AI) and check digit.
GS1 DataBar Truncated	
GS1 DataBar Limited	
GS1 DataBar Expanded	<p>The application ID (AI) can be put in parentheses. The parentheses are used as print characters for HRI and not encoded as data. To encode the following characters, specify the corresponding 2-digit code starting with { :</p> <ul style="list-style-type: none"> • FNC1: {1 • (: {(•): }{)

When specifying binary data which cannot be represented as a string, use the following escape sequences.

String	Description
\xnn	Control code (set nn in hexadecimal)
\\	Back slash

type

Specifies the barcode type.

Value	Description
EPOS2_BARCODE_UPC_A	UPC-A
EPOS2_BARCODE_UPC_E	UPC-E
EPOS2_BARCODE_EAN13	EAN13
EPOS2_BARCODE_JAN13	JAN13
EPOS2_BARCODE_EAN8	EAN8
EPOS2_BARCODE_JAN8	JAN8
EPOS2_BARCODE_CODE39	CODE39
EPOS2_BARCODE_ITF	ITF
EPOS2_BARCODE_CODABAR	CODABAR
EPOS2_BARCODE_CODE93	CODE93
EPOS2_BARCODE_CODE128	CODE128
EPOS2_BARCODE_CODE128_AUTO	CODE128_AUTO
EPOS2_BARCODE_GS1_128	GS1-128
EPOS2_BARCODE_GS1_DATABAR_OMNIDIRECTIONAL	GS1 DataBar Omnidirectional
EPOS2_BARCODE_GS1_DATABAR_TRUNCATED	GS1 DataBar Truncated

Value	Description
EPOS2_BARCODE_GS1_DATABAR_LIMITED	GS1 DataBar Limited
EPOS2_BARCODE_GS1_DATABAR_EXPANDED	GS1 DataBar Expanded

hri

Specifies the HRI position.

Value	Description
EPOS2_HRI_NONE (default)	No printing.
EPOS2_HRI_ABOVE	Above the barcode
EPOS2_HRI_BELOW	Below the barcode
EPOS2_HRI_BOTH	Both above and below the barcode
EPOS2_PARAM_DEFAULT	Specifies the default value (no printing).
EPOS2_PARAM_UNSPECIFIED	<Obsolete> Not specify.

font

Specifies the HRI font.

Value	Description
EPOS2_FONT_A (default)	Font A
EPOS2_FONT_B	Font B
EPOS2_FONT_C	Font C
EPOS2_FONT_D	Font D
EPOS2_FONT_E	Font E
EPOS2_PARAM_DEFAULT	Specifies the default value (font A).
EPOS2_PARAM_UNSPECIFIED	<Obsolete> Not specify.

width

Specifies the width of a single module in dots.

Value	Description
Integer from 2 to 6	Width of a single module (in dots)
EPOS2_PARAM_UNSPECIFIED	<Obsolete> Not specify.

height

Specifies the height of the barcode in dots.

Value	Description
Integer from 1 to 255	Height of the barcode (in dots)
EPOS2_PARAM_UNSPECIFIED	<Obsolete> Not specify.

Return value

Error status	Description
EPOS2_SUCCESS	The function was executed successfully.
EPOS2_ERR_PARAM	An invalid parameter was passed.
EPOS2_ERR_MEMORY	Memory necessary for processing could not be allocated.
EPOS2_ERR_FAILURE	An unknown error occurred.

Supplementary explanation

- ❑ Use this API at the "beginning of a line."
- ❑ When the barcode data specified in data does not conform to the barcode standard specified in type, an error will not be returned in the return value and the barcode will not be printed.
- ❑ The "CODE 128 auto" type of barcode can be specified when the printer is TM-m30II, TM-m30II-H, TM-m30II-NT, TMm30II-S, TM-m30II-SL, TM-m30III, TM-m30III-H, TM-m50, TM-m50II, TM-m50II-H, TM-T88VII, TM-L100, TM-P20II, or TM-P80II.

addSymbol

Adds a 2D symbol print command to the command buffer.

Syntax

```
- (int) addSymbol:(NSString *)data type:(int)type
  level:(int)level width:(long)width height:(long)height
  size:(long)size;
```

Parameter

data

Specifies 2D symbol data as a text string.

Specify a string in accordance with the standard of the 2D symbol specified in type.

Type	Description
Standard PDF417	Converts the string into UTF-8, processes the escape sequence(s), and encodes the data.
Truncated PDF417	The maximum number of code words in the data area is 928, the maximum number of code words in a single stage is 30, and the maximum number of stages is 90.
QR Code Model 1	Converts the string into JIS, processes the escape sequence(s), and encodes the data by choosing the data type from the following: <ul style="list-style-type: none"> Figure: 0 to 9 Alphanumeric: 0 to 9, A to Z, blank space, \$, %, *, +, -, ., /, : Kanji: Characters which can be represented with Shift JIS codes 8-bit byte data: 0x00 to 0xff
QR Code Model 2	
QR Code Micro	
MaxiCode Mode 2	Converts the string into UTF-8, processes the escape sequence(s), and encodes the data. In Mode 2 or 3, if the first data is <code>]]>\x1e01\x1dy</code> ("yy" is a 2-digit figure), this is processed as the message header and the second and succeeding data sequence is processed as the primary message. Otherwise, the primary message starts with the first data. For the mode 2, specify the primary message in the following format: <ul style="list-style-type: none"> Zip code (1- to 9-digit figure) GS:(\x1d) ISO country code (1- to 3-digit figure) GS:(\x1d) Service class code (1- to 3-digit figure) For the mode 3, specify the primary message in the following format: <ul style="list-style-type: none"> Zip code (data which can be converted with 1 to 6 code sets A) GS (\x1d) ISO country code (1- to 3-digit figure) GS (\x1d) Service class code (1- to 3-digit figure)
MaxiCode Mode 3	
MaxiCode Mode 4	
MaxiCode Mode 5	
MaxiCode Mode 6	
GS1 DataBar Stacked	Converts the string into UTF-8, processes the escape sequence(s), and encodes the data. Specify a 13-digit product ID (GTIN) excluding the application ID (AI) and check digit.
GS1 DataBar Stacked Omnidirectional	

Type	Description
GS1 DataBar Expanded Stacked	<p>Converts the string into UTF-8, processes the escape sequence(s), and encodes the data.</p> <p>The application ID (AI) can be put in parentheses.</p> <p>The parentheses are used as print characters for HRI and not encoded as data.</p> <p>To encode the following characters, specify the corresponding 2-digit code starting with { :</p> <ul style="list-style-type: none"> • FNC1: {1 • (: {(•): }{)
Aztec Code	Converts the string into UTF-8, processes the escape sequence(s), and encodes the data.
DataMatrix	Converts the string into UTF-8, processes the escape sequence(s), and encodes the data.

When specifying binary data which cannot be represented as a string, use the following escape sequences.

String	Description
\xnn	Control code (set nn in hexadecimal)
\\	Back slash

type

Specifies the 2D symbol type.

Value	Description
EPOS2_SYMBOL_PDF417_STANDARD	Standard PDF417
EPOS2_SYMBOL_PDF417_TRUNCATED	Truncated PDF417
EPOS2_SYMBOL_QRCODE_MODEL_1	QR Code Model 1
EPOS2_SYMBOL_QRCODE_MODEL_2	QR Code Model 2
EPOS2_SYMBOL_QRCODE_MICRO	QR Code Micro
EPOS2_SYMBOL_MAXICODE_MODE_2	MaxiCode Mode 2
EPOS2_SYMBOL_MAXICODE_MODE_3	MaxiCode Mode 3
EPOS2_SYMBOL_MAXICODE_MODE_4	MaxiCode Mode 4
EPOS2_SYMBOL_MAXICODE_MODE_5	MaxiCode Mode 5
EPOS2_SYMBOL_MAXICODE_MODE_6	MaxiCode Mode 6
EPOS2_SYMBOL_GS1_DATABAR_STACKED	GS1 DataBar Stacked
EPOS2_SYMBOL_GS1_DATABAR_STACKED_OMNIDIRECTIONAL	GS1 DataBar Stacked Omnidirectional
EPOS2_SYMBOL_GS1_DATABAR_EXPANDED_STACKED	GS1 DataBar Expanded Stacked
EPOS2_SYMBOL_AZTECCODE_FULLRANGE	Aztec Code Full-Range mode

Value	Description
EPOS2_SYMBOL_AZTECCODE_COMPACT	Aztec Code Compact mode
EPOS2_SYMBOL_DATAMATRIX_SQUARE	DataMatrix Square
EPOS2_SYMBOL_DATAMATRIX_RECTANGLE_8	DataMatrix Rectangle, 8 lines
EPOS2_SYMBOL_DATAMATRIX_RECTANGLE_12	DataMatrix Rectangle, 12 lines
EPOS2_SYMBOL_DATAMATRIX_RECTANGLE_16	DataMatrix Rectangle, 16 lines

level

Specifies the error correction level.

Specify a value in accordance with the 2D symbol type.

Specify "EPOS2_PARAM_DEFAULT" for MaxiCode, 2D GS1 DataBar, and DataMatrix.

❑ PDF417

Value	Description
EPOS2_LEVEL_0	Error correction level 0
EPOS2_LEVEL_1	Error correction level 1
EPOS2_LEVEL_2	Error correction level 2
EPOS2_LEVEL_3	Error correction level 3
EPOS2_LEVEL_4	Error correction level 4
EPOS2_LEVEL_5	Error correction level 5
EPOS2_LEVEL_6	Error correction level 6
EPOS2_LEVEL_7	Error correction level 7
EPOS2_LEVEL_8	Error correction level 8
EPOS2_PARAM_DEFAULT	Specifies the default value (Error correction level 1).
EPOS2_PARAM_UNSPECIFIED	<Obsolete> Not specify.

❑ QR Code

Value	Description
EPOS2_LEVEL_L	Error correction level L
EPOS2_LEVEL_M	Error correction level M
EPOS2_LEVEL_Q	Error correction level Q
EPOS2_LEVEL_H	Error correction level H
EPOS2_PARAM_DEFAULT	Specifies the default value (Error correction level M).
EPOS2_PARAM_UNSPECIFIED	<Obsolete> Not specify.

❑ Aztec Code

Value	Description
Integer from 5 to 95	Error correction level (in percents)
EPOS2_PARAM_DEFAULT	Specifies the default value (Error correction level 23).
EPOS2_PARAM_UNSPECIFIED	<Obsolete> Not specify.

width

Specifies the module width.

An integer from 1 to 255 can be specified.

When "EPOS2_PARAM_UNSPECIFIED" is specified, the current setting is retained.

The range differs depending on the 2D symbol type.

2D symbol type	Valid value	Default value
PDF417	2 to 8	3
QR Code	3 to 16	3
MaxiCode	1 to 255 (Ignored)	
2D GS1 DataBar	2 to 8	2
Aztec Code	2 to 16	3
DataMatrix	2 to 16	3

height

Specifies the module height.

An integer from 1 to 255 can be specified.

When "EPOS2_PARAM_UNSPECIFIED" is specified, the current setting is retained.

The range differs depending on the 2D symbol type.

2D symbol type	Valid value	Default value
PDF417	2 to 8 (Scaling factor for width)	3
QR Code	1 to 255 (Ignored)	
MaxiCode		
2D GS1 DataBar		
Aztec Code		
DataMatrix		

QR Code, MaxiCode, 2D GS1 DataBar, Aztec Code, and DataMatrix are ignored.

size

Specifies the maximum size of the 2D symbol.

An integer from 0 to 65535 can be specified.

When "EPOS2_PARAM_UNSPECIFIED" is specified, the current setting is retained.

The range differs depending on the 2D symbol type.

2D symbol type		Default value	Description
PDF417		0 (auto)	Specifies the number of code words per stage.
QR Code		0 to 65535 (Ignored)	
MaxiCode		0 to 65535 (Ignored)	
2D GS1 DataBar	Expanded Stacked	0 (auto)	Specifies the maximum width of the 2D symbol (106 or more).
	Other	0 to 65535 (Ignored)	
Aztec Code		0 to 65535 (Ignored)	
DataMatrix		0 to 65535 (Ignored)	

Return value

Error status	Description
EPOS2_SUCCESS	The function was executed successfully.
EPOS2_ERR_PARAM	An invalid parameter was passed.
EPOS2_ERR_MEMORY	Memory necessary for processing could not be allocated.
EPOS2_ERR_FAILURE	An unknown error occurred.

Supplementary explanation

- ❑ Use this API at the "beginning of a line."
- ❑ When the 2D symbol data specified in data does not conform to the 2D symbol type specified in type, an error will not be returned in the return value and the 2D symbol will not be printed.
- ❑ During ESC/POS control, specifying values outside the valid ranges for the width and height parameters results in default value printing.
- ❑ During ePOS-Device XML control, specifying values outside the valid ranges for the width and height parameters causes [sendData](#) to return EPOS2_ERR_FAILURE.

addHLine

Adds a horizontal ruled line print command to the command buffer.

Draws a horizontal ruled line.

Syntax

```
- (int) addHLine:(long)x1 x2:(long)x2 lineStyle:(int)lineStyle;
```

Parameter

x1

Specifies the start position to draw a horizontal ruled line (in dots).

Value	Description
Integer from 0 to 65535	Start position to draw a horizontal ruled line (in dots)

x2

Specifies the end position to draw a horizontal ruled line (in dots).

Value	Description
Integer from 0 to 65535	End position to draw a horizontal ruled line (in dots)

lineStyle

Specifies the ruled line type.

Value	Description
EPOS2_LINE_THIN	Solid line: Thin
EPOS2_LINE_MEDIUM	Solid line: Medium
EPOS2_LINE_THICK	Solid line: Thick
EPOS2_LINE_THIN_DOUBLE	Double line: Thin
EPOS2_LINE_MEDIUM_DOUBLE	Double line: Medium
EPOS2_LINE_THICK_DOUBLE	Double line: Thick
EPOS2_PARAM_DEFAULT	Specifies the default (solid line: thin).

Return value

Error status	Description
EPOS2_SUCCESS	The function was executed successfully.
EPOS2_ERR_PARAM	An invalid parameter was passed.
EPOS2_ERR_MEMORY	Memory necessary for processing could not be allocated.
EPOS2_ERR_FAILURE	An unknown error occurred.

Supplementary explanation

- ❑ This API cannot be used in the page mode.
- ❑ Use [addPageLine](#) to draw a horizontal ruled line in the page mode.

addVLineBegin

Adds a command to start drawing a vertical ruled line to the command buffer.

Starts drawing a vertical line.

Syntax

```
- (int) addVLineBegin:(long)x lineStyle:(int) lineStyle
  lineId:(int *)lineId;
```

Parameter

x1

Specifies the start position to draw a vertical ruled line (in dots).

Value	Description
Integer from 0 to 65535	Start position to draw a vertical ruled line (in dots)

lineStyle

Specifies the ruled line type.

Value	Description
EPOS2_LINE_THIN	Solid line: Thin
EPOS2_LINE_MEDIUM	Solid line: Medium
EPOS2_LINE_THICK	Solid line: Thick
EPOS2_LINE_THIN_DOUBLE	Double line: Thin
EPOS2_LINE_MEDIUM_DOUBLE	Double line: Medium
EPOS2_LINE_THICK_DOUBLE	Double line: Thick
EPOS2_PARAM_DEFAULT	Specifies the default (solid line: thin).

lineId

Returns the ID of the ruled line printed by this API.

Return value

Error status	Description
EPOS2_SUCCESS	The function was executed successfully.
EPOS2_ERR_PARAM	An invalid parameter was passed.
EPOS2_ERR_MEMORY	Memory necessary for processing could not be allocated.
EPOS2_ERR_FAILURE	An unknown error occurred.

Supplementary explanation

- ❑ This API cannot be used in the page mode.

- ❑ Use [addPageLine](#) to draw a vertical ruled line in the page mode.
- ❑ This API draws a vertical ruled line until stopped by [addVLineEnd](#).
- ❑ Use this API with the [addVLineEnd](#) API.

addVLineEnd

Adds a command to stop drawing a vertical ruled line to the command buffer.
Ends drawing a vertical line.

Syntax

```
- (int) addVLineEnd:(int)lineId;
```

Parameter

lineId

Specifies the line ID acquired by [addVLineBegin](#).

Return value

Error status	Description
EPOS2_SUCCESS	The function was executed successfully.
EPOS2_ERR_PARAM	An invalid parameter was passed.
EPOS2_ERR_MEMORY	Memory necessary for processing could not be allocated.
EPOS2_ERR_FAILURE	An unknown error occurred.

Supplementary explanation

- ❑ This API cannot be used in the page mode.
- ❑ Use [addPageLine](#) to draw a vertical ruled line in the page mode.
- ❑ Drawing of the vertical ruled line continues until stopped by this API.
- ❑ Use this API with the [addVLineBegin](#) API.

addPageBegin

Adds a page mode start command to the command buffer.

Starts processing in the page mode.

Syntax

- (int) addPageBegin;

Return value

Error status	Description
EPOS2_SUCCESS	The function was executed successfully.
EPOS2_ERR_MEMORY	Memory necessary for processing could not be allocated.
EPOS2_ERR_FAILURE	An unknown error occurred.

Supplementary explanation

- ❑ The page mode does not support multi-gradation printing.
- ❑ Use this API with the [addPageEnd](#) API.
- ❑ Use this API at the "beginning of a line." If this API is used elsewhere, it will be ignored.

addPageEnd

Adds a page mode end command to the command buffer.
Ends processing in the page mode.

Syntax

- (int) addPageEnd;

Return value

Error status	Description
EPOS2_SUCCESS	The function was executed successfully.
EPOS2_ERR_MEMORY	Memory necessary for processing could not be allocated.
EPOS2_ERR_FAILURE	An unknown error occurred.

Supplementary explanation

- ❑ The page mode does not support multi-gradation printing.
- ❑ Use this API with the [addPageBegin](#) API.

addPageArea

Adds page mode print area setting to the command buffer.

Specifies the page mode print area (coordinates). Following this API, call an [addText](#) API to specify print data such as the API.

Syntax

```
- (int) addPageArea:(long)x y:(long)y width:(long)width
  height:(long)height;
```

Parameter

x

Specifies the horizontal origin (in dots).

Value	Description
Integer from 0 to 65535	Horizontal origin (in dots)

"0" specifies the leftmost position of the printable area of the printer.

y

Specifies the vertical origin (in dots).

Value	Description
Integer from 0 to 65535	Vertical origin (in dots)

"0" specifies the position where paper is not fed.

width

Specifies the width of a print area (in dots).

Value	Description
Integer from 1 to 65535	Width of a print area (in dots)

height

Specifies the height of a print area (in dots).

Value	Description
Integer from 1 to 65535	Height of a print area (in dots)

Return value

Error status	Description
EPOS2_SUCCESS	The function was executed successfully.
EPOS2_ERR_PARAM	An invalid parameter was passed.

Error status	Description
EPOS2_ERR_MEMORY	Memory necessary for processing could not be allocated.
EPOS2_ERR_FAILURE	An unknown error occurred.

Supplementary explanation

- ❑ Define the print area in accordance with the contents to print. If the print data does not fit within the print area, the printed contents will be truncated.
- ❑ Use this API between the [addPageBegin](#) and [addPageEnd](#) APIs.
- ❑ Specify the width and height of the print area in accordance with the print direction setting. Otherwise the print data may be truncated. The print direction is specified by [addPageDirection](#).
- ❑ This API does not work in the standard mode.

addPageDirection

Adds page mode print direction setting to the command buffer.

Specifies the print direction in the page mode.

Syntax

```
- (int) addPageDirection:(int) direction;
```

Parameter

direction

Specifies the print direction in the page mode.

Value	Description
EPOS2_DIRECTION_LEFT_TO_RIGHT (default)	Do not rotate data. (Data is printed rightward from the upper-left position.)
EPOS2_DIRECTION_BOTTOM_TO_TOP	Rotate data counterclockwise by 90 degrees. (Data is printed upward from the lower-left position.)
EPOS2_DIRECTION_RIGHT_TO_LEFT	Rotate data by 180 degrees. (Data is printed leftward from the lower-right position.)
EPOS2_DIRECTION_TOP_TO_BOTTOM	Rotate data clockwise by 90 degrees. (Data is printed downward from the upper-right position.)
EPOS2_PARAM_DEFAULT	Specifies the default value (no rotation).

Return value

Error status	Description
EPOS2_SUCCESS	The function was executed successfully.
EPOS2_ERR_PARAM	An invalid parameter was passed.
EPOS2_ERR_MEMORY	Memory necessary for processing could not be allocated.
EPOS2_ERR_FAILURE	An unknown error occurred.

Supplementary explanation

- ❑ This API does not work in the standard mode.
- ❑ Use this API between the [addPageBegin](#) and [addPageEnd](#) APIs.

addPagePosition

Adds print position setting within the print area in the page mode to the command buffer.

Specifies the print start position (coordinates) within the area specified by the [addPageArea](#) API.

Syntax

```
- (int) addPagePosition:(long)x y:(long)y;
```

Parameter

x

Specifies the horizontal print position (in dots).

Value	Description
Integer from 0 to 65535	Horizontal print position (in dots)
EPOS2_PARAM_UNSPECIFIED	<Obsolete> Not specify.

y

Specifies the vertical print position (in dots).

Value	Description
Integer from 0 to 65535	Vertical print position (in dots)
EPOS2_PARAM_UNSPECIFIED	<Obsolete> Not specify.

Return value

Error status	Description
EPOS2_SUCCESS	The function was executed successfully.
EPOS2_ERR_PARAM	An invalid parameter was passed.
EPOS2_ERR_MEMORY	Memory necessary for processing could not be allocated.
EPOS2_ERR_FAILURE	An unknown error occurred.

Supplementary explanation

- ☐ This API does not work in the standard mode.
- ☐ Use this API between the [addPageBegin](#) and [addPageEnd](#) APIs.
- ☐ Specify the print start position (coordinates) in accordance with the contents to print. See below.

Print data	Specification method
When printing a text string	Specify the leftmost position of the baseline for the first character. This can be omitted when printing data with the standard size in left justification. When printing a double-height character, set y to 42 or larger.

Print data	Specification method
When printing a barcode	Specify the lower-left position of the symbol. Specify the height of the barcode in y.
When printing graphics/logo	Specify the lower-left position of the graphic data. Specify the height of the graphic data in y.
When printing a 2D symbol	Specify the upper-left position of the symbol. This can be omitted when printing from the upper-left position.

❑ If all the parameters are set to "EPOS2_PARAM_UNSPECIFIED," EPOS2_ERR_PARAM will be returned.

addPageLine

Adds a page mode line draw command to the command buffer.

Draws a line in the page mode.

Syntax

```
- (int) addPageLine:(long)x1 y1:(long)y1 x2:(long)x2
  y2:(long)y2 lineStyle:(int) lineStyle;
```

Parameter

x1

Specifies the horizontal position to start drawing (in dots).

Value	Description
Integer from 0 to 65535	Horizontal position to start drawing (in dots)

y1

Specifies the vertical position to start drawing (in dots).

Value	Description
Integer from 0 to 65535	Vertical position to start drawing (in dots)

x2

Specifies the horizontal position to end drawing (in dots).

Value	Description
Integer from 0 to 65535	Horizontal position to end drawing (in dots)

y2

Specifies the vertical position to end drawing (in dots).

Value	Description
Integer from 0 to 65535	Vertical position to end drawing (in dots)

lineStyle

Specifies the ruled line type.

Value	Description
EPOS2_LINE_THIN	Solid line: Thin
EPOS2_LINE_MEDIUM	Solid line: Medium
EPOS2_LINE_THICK	Solid line: Thick
EPOS2_LINE_THIN_DOUBLE	Double line: Thin
EPOS2_LINE_MEDIUM_DOUBLE	Double line: Medium

Value	Description
EPOS2_LINE_THICK_DOUBLE	Double line: Thick
EPOS2_PARAM_DEFAULT	Specifies the default (solid line: thin).

Return value

Error status	Description
EPOS2_SUCCESS	The function was executed successfully.
EPOS2_ERR_PARAM	An invalid parameter was passed.
EPOS2_ERR_MEMORY	Memory necessary for processing could not be allocated.
EPOS2_ERR_FAILURE	An unknown error occurred.

Supplementary explanation

- ☐ This API does not work in the standard mode.
- ☐ A diagonal line cannot be drawn.
- ☐ Use this API between the [addPageBegin](#) and [addPageEnd](#) APIs.

addPageRectangle

Adds a page mode rectangle draw command to the command buffer.

Draws a rectangle in the page mode.

Syntax

```
- (int) addPageRectangle:(long)x1 y1:(long)y1 x2:(long)x2
  y2:(long)y2 lineStyle:(int) lineStyle;
```

Parameter

x1

Specifies the horizontal position to start drawing (in dots).

Value	Description
Integer from 0 to 65535	Horizontal position to start drawing (in dots)

y1

Specifies the vertical position to start drawing (in dots).

Value	Description
Integer from 0 to 65535	Vertical position to start drawing (in dots)

x2

Specifies the horizontal position to end drawing (in dots).

Value	Description
Integer from 0 to 65535	Horizontal position to end drawing (in dots)

y2

Specifies the vertical position to end drawing (in dots).

Value	Description
Integer from 0 to 65535	Vertical position to end drawing (in dots)

Style

Specifies the ruled line type.

Value	Description
EPOS2_LINE_THIN	Solid line: Thin
EPOS2_LINE_MEDIUM	Solid line: Medium
EPOS2_LINE_THICK	Solid line: Thick
EPOS2_LINE_THIN_DOUBLE	Double line: Thin
EPOS2_LINE_MEDIUM_DOUBLE	Double line: Medium

Value	Description
EPOS2_LINE_THICK_DOUBLE	Double line: Thick
EPOS2_PARAM_DEFAULT	Specifies the default (solid line: thin).

Return value

Error status	Description
EPOS2_SUCCESS	The function was executed successfully.
EPOS2_ERR_PARAM	An invalid parameter was passed.
EPOS2_ERR_MEMORY	Memory necessary for processing could not be allocated.
EPOS2_ERR_FAILURE	An unknown error occurred.

Supplementary explanation

- ❑ This API does not work in the standard mode.
- ❑ Use this API between the [addPageBegin](#) and [addPageEnd](#) APIs.

addRotateBegin

Adds the start batch rotate print mode to the command buffer.

Syntax

- (int) addRotateBegin;

Return value

Error status	Description
EPOS2_SUCCESS	The function was executed successfully.
EPOS2_ERR_MEMORY	Memory necessary for processing could not be allocated.
EPOS2_ERR_FAILURE	An unknown error occurred.

Supplementary explanation

- ❑ This API does not work in the page mode.
- ❑ Use the add APIs for batch rotate printing (Example: [addText](#)) by enclosing between this API and the [addRotateEnd](#) API.
- ❑ Do not use the following APIs between this API and the [addRotateEnd](#) API.
 - [endTransaction](#)
 - [addPageBegin](#)
 - [addPageEnd](#)
 - [addCut](#)
 - [addPulse](#)
 - [addSound](#)
 - [setPrinterSetting](#)
 - [ejectPaper](#)
- ❑ The data volume that the printer can process in a single batch rotate printing is as described below.
 - Strings: 80 lines
 - Graphics: 2400 dots
- ❑ When you are using the add APIs (Example: [addText](#)) in the batch rotate print mode, you must take care while using certain APIs.

API	Precautions
addTextSize	<ul style="list-style-type: none"> • If the longitudinal direction is set to triple angle or higher with addTextSize before this API, then this API and the succeeding APIs will become double-angled. • If the longitudinal direction is set to triple angle or higher with addTextSize after this API, then the specification in the longitudinal direction will be ignored and become single-angled.
addFeedUnit	<p>The number of paper feed lines varies depending on the line spacing specified in addLineSpace.</p> <p>If the line spacing is specified as 30 in addLineSpace, paper feeding can be performed for 8 lines with the maximum value of addFeedUnit as 255.</p>

API	Precautions
<code>addImage</code>	<ul style="list-style-type: none">• If the total vertical size of print data exceeds 2400 dots, printing may not be performed as intended. For example, if 500-dot data B is sent to a location in the printer buffer where 2000-dot data A is accumulated, then data B will be accumulated in the printer buffer after data A has been printed.• The multi-gradation (16 scales) maximum size is up to 600 dots vertically. In the case of multi-gradation (16 scales), a data volume that is four times that of monochrome (2 scales) is required.• If the vertical size of one image element exceeds the data volume that can be processed in one go, printing will not be performed. Monochrome (2 scales) maximum value: 2400 dots Multi-gradation (16 scales) maximum value: 600 dots

addRotateEnd

Adds the end batch rotate print mode to the command buffer.

Syntax

- (int) addRotateEnd;

Return value

Error status	Description
EPOS2_SUCCESS	The function was executed successfully.
EPOS2_ERR_MEMORY	Memory necessary for processing could not be allocated.
EPOS2_ERR_FAILURE	An unknown error occurred.

Supplementary explanation

- ❑ This API does not work in the page mode.
- ❑ Use the add APIs for batch rotate printing (Example: [addText](#)) by enclosing between this API and the [addRotateBegin](#) API.

addCut

Adds a sheet cut command to the command buffer.

Sets how to cut paper.

Syntax

```
- (int) addCut:(int)type;
```

Parameter

type

Specifies how to cut paper.

Value	Description
EPOS2_CUT_FEED	Feed cut (cut the sheet after feeding paper).
EPOS2_CUT_NO_FEED	Cut without feed (cut the sheet without feeding paper).
EPOS2_CUT_RESERVE	Cut reservation (print the following texts and cut the sheet at the cutting position).
EPOS2_FULL_CUT_FEED	Feed full cut (cut the sheet after feeding paper)
EPOS2_FULL_CUT_NO_FEED	Full cut without feed (cut the sheet without feeding paper)
EPOS2_FULL_CUT_RESERVE	Full cut reservation (print the following texts and full cut the sheet at the cutting position)
EPOS2_PARAM_DEFAULT	Specifies the default (feed cut (cut the sheet after feeding paper)).

Return value

Error status	Description
EPOS2_SUCCESS	The function was executed successfully.
EPOS2_ERR_PARAM	An invalid parameter was passed.
EPOS2_ERR_MEMORY	Memory necessary for processing could not be allocated.
EPOS2_ERR_FAILURE	An unknown error occurred.

Supplementary explanation

- ❑ This API cannot be used in the page mode.
- ❑ Use this API at the "beginning of a line." If this API is used elsewhere, it will be ignored.
- ❑ If print data is not specified after the cut reservation (EPOS2_CUT_RESERVE), the printer will execute the cut after feeding paper up to the position of the reserved cut.

- ❑ Depending on the printer, it may wait approximately 2 seconds for the print data after the cut reservation (EPOS2_CUT_RESERVE) before starting the paper feed operation.
- ❑ When using the cut reservation (EPOS2_CUT_RESERVE), set the length of one receipt to at least 20 mm.

addPulse

Adds a drawer kick command to the command buffer.

Sets the drawer kick.

Syntax

```
- (int) addPulse:(int)drawer time:(int)time;
```

Parameter

drawer

Specifies the drawer kick connector.

Value	Description
EPOS2_DRAWER_2PIN	Drawer kick connector pin No.2
EPOS2_DRAWER_5PIN	Drawer kick connector pin No.5
EPOS2_PARAM_DEFAULT	Specifies the default (drawer kick connector pin No.2).

time

Specifies the on time of the drawer kick signal.

Value	Description
EPOS2_PULSE_100	100-msec signal
EPOS2_PULSE_200	200-msec signal
EPOS2_PULSE_300	300-msec signal
EPOS2_PULSE_400	400-msec signal
EPOS2_PULSE_500	500-msec signal
EPOS2_PARAM_DEFAULT	Specifies the default (100-msec signal).

Return value

Error status	Description
EPOS2_SUCCESS	The function was executed successfully.
EPOS2_ERR_PARAM	An invalid parameter was passed.
EPOS2_ERR_MEMORY	Memory necessary for processing could not be allocated.
EPOS2_ERR_FAILURE	An unknown error occurred.

Supplementary explanation

- ❑ This API cannot be used in the page mode.
- ❑ The drawer and optional external buzzer cannot be connected simultaneously.

- ❑ Do not open the drawer repeatedly for a short time. The drawer may be damaged due to too much load.
- ❑ For built-in buzzer equipped models of the following printers, sounding the buzzer is possible using the pulse output commands for drawer kick connectors.

For details on controlling the built-in buzzer, refer to the Technical Reference Guide of the printer.

TM-T70 / TM-T70II / TM-T82II / TM-T82III / TM-T88IV / TM-T88V / TM-T88VI / TM-T88VII / TM-T82II-i / TM-T83II-i / TM-T88VI-iHUB / TM-L90 / TM-L100

addSound

Adds buzzer sound setting to the command buffer.

Sets the buzzer.

Syntax

```
- (int) addSound:(int)pattern repeat:(long)repeat
  cycle:(long)cycle;
```

Parameter

pattern

Specifies the buzzer tone.

Value	Description
EPOS2_PATTERN_NONE	Stop (Mobile models)
EPOS2_PATTERN_NONE	Stop. However, the buzzer already sounding does not stop. (Except for Mobile models)
EPOS2_PATTERN_A	Pattern A (optional external buzzer)
EPOS2_PATTERN_B	Pattern B (optional external buzzer)
EPOS2_PATTERN_C	Pattern C (optional external buzzer)
EPOS2_PATTERN_D	Pattern D (optional external buzzer)
EPOS2_PATTERN_E	Pattern E (optional external buzzer)
EPOS2_PATTERN_ERROR	Error sound pattern (optional external buzzer)
EPOS2_PATTERN_PAPER_EMPTY	Paper empty sound pattern (optional external buzzer)
EPOS2_PATTERN_1	Pattern 1 (built-in buzzer)
EPOS2_PATTERN_2	Pattern 2 (built-in buzzer)
EPOS2_PATTERN_3	Pattern 3 (built-in buzzer)
EPOS2_PATTERN_4	Pattern 4 (built-in buzzer)
EPOS2_PATTERN_5	Pattern 5 (built-in buzzer)
EPOS2_PATTERN_6	Pattern 6 (built-in buzzer)
EPOS2_PATTERN_7	Pattern 7 (built-in buzzer)
EPOS2_PATTERN_8	Pattern 8 (built-in buzzer)
EPOS2_PATTERN_9	Pattern 9 (built-in buzzer)
EPOS2_PATTERN_10	Pattern 10 (built-in buzzer)
EPOS2_PARAM_DEFAULT	Specifies the default (Pattern A).

repeat

Specifies the repeat count.

Value	Description
0	Unlimited
1 to 255	1 to 255 times
EPOS2_PARAM_DEFAULT	Specifies the default (once).

cycle

Specifies the buzzer sound interval (in milliseconds).

Value	Description
1000 to 25500	1000 to 25500 milliseconds
EPOS2_PARAM_DEFAULT	Specifies the default (1000 milliseconds).

Effective for Patterns 1 to 10 only.

Return value

Error status	Description
EPOS2_SUCCESS	The function was executed successfully.
EPOS2_ERR_PARAM	An invalid parameter was passed.
EPOS2_ERR_MEMORY	Memory necessary for processing could not be allocated.
EPOS2_ERR_FAILURE	An unknown error occurred.

Supplementary explanation

- ❑ This API cannot be used in the page mode.
- ❑ The drawer and optional external buzzer cannot be connected simultaneously.
- ❑ This API cannot be used if the printer is not equipped with a buzzer.
- ❑ The timing to receive the callback of sendData API varies by printer.
 Mobile models: [sendData](#) After running API
 Other than Mobile models: After buzzer stops sounding
- ❑ For built-in buzzer equipped models of the following printers, sounding the buzzer is possible using [addPulse](#).
 TM-T70 / TM-T70II / TM-T82II / TM-T82III / TM-T88IV / TM-T88V / TM-T88VI / TM-T88VII / TM-T82II-i / TM-T83II-i / TM-T88VI-iHUB / TM-L90 / TM-L100

addFeedPosition

Adds a label sheet/black mark sheet feed command to the command buffer.

Syntax

- (int) addFeedPosition:(int)position;

Parameter

position

Specifies the paper feed position.

Value	Description
EPOS2_FEED_PEELING	Feed the sheet to the peeling position.
EPOS2_FEED_CUTTING	Feed the sheet to the cut position.
EPOS2_FEED_CURRENT_TOF	Feed the sheet to the top of the current label.
EPOS2_FEED_NEXT_TOF	Feed the sheet to the top of the next label.

Return value

Error status	Description
EPOS2_SUCCESS	The function was executed successfully.
EPOS2_ERR_PARAM	An invalid parameter was passed.
EPOS2_ERR_MEMORY	Memory necessary for processing could not be allocated.
EPOS2_ERR_FAILURE	An unknown error occurred.

Supplementary explanation

- ❑ The label sheet/black mark sheet can be controlled in the standard mode.
- ❑ This API cannot be used in the page mode.
- ❑ Use this API at the "beginning of a line." If this API is used elsewhere, it will be ignored.

addLayout

Adds layout setting of the label sheet/black mark sheet to the command buffer.

Syntax

```
- (int) addLayout:(int)type width:(long)width
height:(long)height marginTop:(long)marginTop
marginBottom:(long)marginBottom offsetCut:(long)offsetCut
offsetLabel:(long)offsetLabel;
```

Parameter

type

Specifies the paper type.

Value	Description
EPOS2_LAYOUT_RECEIPT	Receipt (without black mark)
EPOS2_LAYOUT_RECEIPT_BM	Receipt (with black mark)
EPOS2_LAYOUT_LABEL	Label sheet (without black mark)
EPOS2_LAYOUT_LABEL_BM	Label sheet (with black mark)

width

Specifies the paper width (in 0.1mm units).

Value		Description
TM Printer Models	POS Terminal Model	
Integer from 1 to 10000	Integer from 290 to 600	Paper width (in 0.1 mm units)

height

Specifies the distance from the print reference mark to the next print reference mark (in 0.1mm units).

Sheet type	Value		Description
	TM Printer Models	POS Terminal Model	
Receipt (without black mark)	0	0	No distance specified (auto)
Receipt (with black mark)	0 to 10000	0 to 1550	Distance between the top edges of two consecutive black marks.
Label sheet (without black mark)			Distance between the top edges of two consecutive labels
Label sheet (with black mark)			Distance between the bottom edges of two consecutive black marks.

marginTop

Specifies the distance from the print reference mark to the top of the sheet (in 0.1mm units).

Sheet type	Value		Description
	TM Printer Models	POS Terminal Model	
Receipt (without black mark)	0	0	No distance specified (auto)
Receipt (with black mark)	-9999 to 10000	-150 to 1500	Distance from the top edge of the black mark to the top of the sheet
Label sheet (without black mark)	0 to 10000	0 to 1500	Distance from the top edge of the label to the top of the sheet
Label sheet (with black mark)	-9999 to 10000	-15 to 1500	Distance from the bottom edge of the black mark to the top of the sheet

marginBottom

Specifies the distance from the eject reference mark to the bottom edge of the printable area (in 0.1mm units).

Sheet type	Value		Description
	TM Printer Models	POS Terminal Model	
Receipt (without black mark)	0	0	No distance specified (auto)
Receipt (with black mark)	0	0	No distance specified (auto)
Label sheet (without black mark)	-9999 to 0	-15 to 0	Distance from the bottom edge of the label (A positive value represents the paper feed direction.)
Label sheet (with black mark)	-9999 to 10000	-15 to 15	Distance from the top of the black mark (A positive value represents the paper feed direction.)

offsetCut

Specifies the distance from the eject reference mark to the cut position (in 0.1mm units).

Sheet type	Value		Description
	TM Printer Models	POS Terminal Model	
Receipt (without black mark)	0	0	No distance specified (auto)
Receipt (with black mark)	-9999 to 10000	-290 to 50	Distance from the top edge of the black mark to the cut position
Label sheet (without black mark)	0 to 10000	0 to 50	Distance from the bottom edge of the label to the cut position
Label sheet (with black mark)	0 to 10000	0 to 50	Distance from the top edge of the black mark to the cut position

offsetLabel

Specifies the distance from the eject reference mark to the bottom edge of the label (in 0.1mm units).

Sheet type	Value		Description
	TM Printer Models	POS Terminal Model	
Receipt (without black mark)	0	0	No distance specified (auto)
Receipt (with black mark)	0	0	No distance specified (auto)
Label sheet (without black mark)	0	0	No distance specified (auto)
Label sheet (with black mark)	0 to 10000	0 to 15	Distance from the top edge of the black mark to the bottom edge of a label

Return value


Error status	Description
EPOS2_SUCCESS	The function was executed successfully.
EPOS2_ERR_PARAM	An invalid parameter was passed.
EPOS2_ERR_MEMORY	Memory necessary for processing could not be allocated.
EPOS2_ERR_FAILURE	An unknown error occurred.

Supplementary explanation

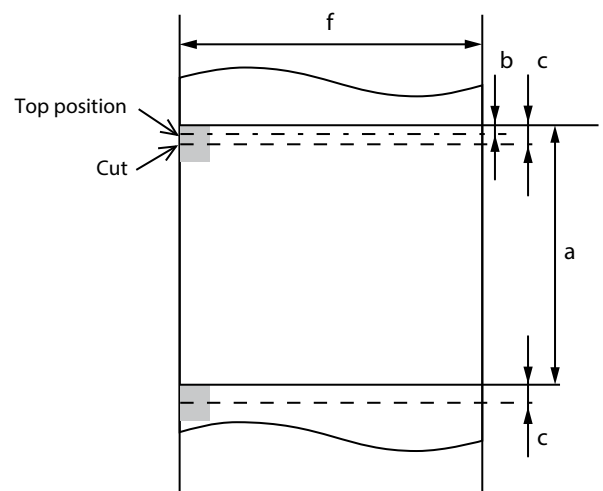
- ❑ This API does not work in the page mode.
- ❑ Use this API at the "beginning of a line." If this API is used elsewhere, it will be ignored.
- ❑ Available setting values vary by TM printer model. For more details, see the FS (L<Function 33> command.
https://support.epson.net/publist/reference_en/
- ❑ The available parameter values for each type of paper are listed below.
 The following table shows available values for TM printer models, and shows those for POS terminal models in parentheses.

Parameter	Receipt (without black mark)	Label sheet (without black mark)	Label sheet (with black mark)	Receipt (with black mark)	Symbol in dia- gram
width	1 to 10000 (290 to 600)				f
height	0 (0)	0 to 10000 (0 to 1550)			a
marginTop	0 (0)	0 to 10000 (0 to 1500)	-9999 to 10000 (-15 to 1500)	-9999 to 10000 (-150 to 1500)	b
marginBottom	0 (0)	-9999 to 0 (-15 to 0)	-9999 to 10000 (-15 to 15)	0 (0)	e
offsetCut	0 (0)	0 to 10000 (0 to 50)		-9999 to 10000 (-290 to 50)	c
offsetLabel	0 (0)			0 to 10000 (0 to 15)	d

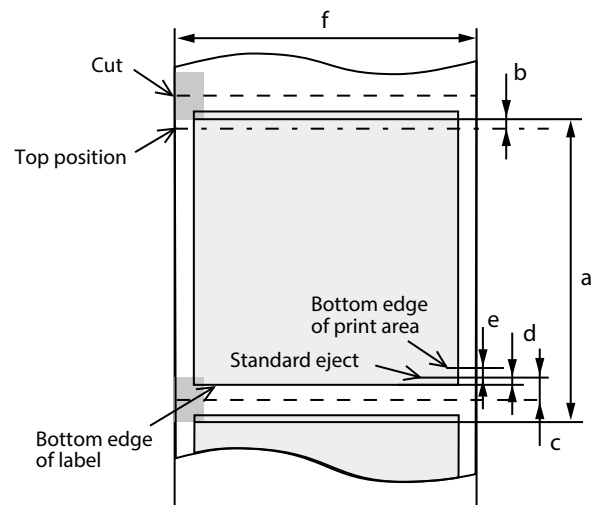
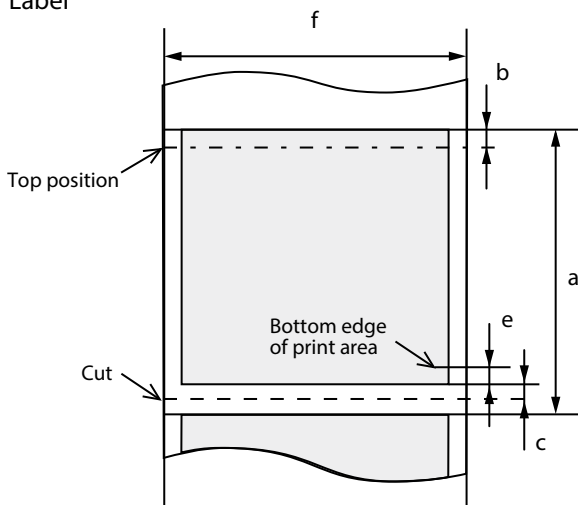
Receipt



<with Black Mark>



Label



addCommand

Adds a command to the command buffer.

Sends the ESC/POS command.

Syntax

```
- (int) addCommand:(NSData *)data;
```

Parameter

data

Specifies the ESC/POS command.

Specifies the binary data.

Return value

Error status	Description
EPOS2_SUCCESS	The function was executed successfully.
EPOS2_ERR_PARAM	An invalid parameter was passed.
EPOS2_ERR_MEMORY	Memory necessary for processing could not be allocated.
EPOS2_ERR_FAILURE	An unknown error occurred.

Supplementary explanation

- ❑ Refer to the following URL for details of the ESC/POS command.
https://support.epson.net/publist/reference_en/
- ❑ Epson ePOS SDK does not check the commands sent using this API.
 If the commands interfere with Epson ePOS SDK operations, other APIs may work wrongly or status values may become invalid.
 This API should be used with a full understanding of ESC/POS commands and the receipt printer specifications.

getMaintenanceCounter

Acquires the value of the printer's maintenance counter.

The value acquired by this API is notified to the callback method specified in the delegate parameter.

Syntax

```
- (int) getMaintenanceCounter:(long)timeout
type:(int)Type
delegate:(id<Epos2MaintenanceCounterDelegate>)delegate;
```

Parameter

timeout

Specifies the timeout period before completion of command transmission in milliseconds.

Value	Description
Integer from 5000 to 600000	Timeout period (in milliseconds)
EPOS2_PARAM_DEFAULT	Specifies the default value (10000).

type

Specifies the type of maintenance counter to be acquired.

Value	Description
EPOS2_MAINTENANCE_COUNTER_PAPER_FEED	Number of paper feed lines
EPOS2_MAINTENANCE_COUNTER_AUTO_CUTTER	Number of times auto cutter is operated

delegate

Registers the callback method that returns the processing result of this API.

```
- (void) onGetMaintenanceCounter:(int)code type:(int)Type
value:(int)value;
```

code

The processing result is stored.

Error status	Description
EPOS2_CODE_SUCCESS	Processed successfully.
EPOS2_CODE_ERR_AUTORECOVER	Automatic recovery error occurred.
EPOS2_CODE_ERR_COVER_OPEN	Cover open error occurred.
EPOS2_CODE_ERR_CUTTER	Auto cutter error occurred.
EPOS2_CODE_ERR_MECHANICAL	Mechanical error occurred.
EPOS2_CODE_ERR_EMPTY	No paper is left in the roll paper end detector.
EPOS2_CODE_ERR_PARAM	An invalid parameter was passed.

Error status	Description
EPOS2_CODE_ERR_MEMORY	Memory necessary for processing could not be allocated.
EPOS2_CODE_ERR_TIMEOUT	Failed to communicate with the devices within the specified time.
EPOS2_CODE_ERR_PROCESSING	Could not run the process.
EPOS2_CODE_ERR_ILLEGAL	This API was called while no communication had been started.
EPOS2_CODE_ERR_FAILURE	An unknown error occurred.

❑ type

The type of maintenance counter acquired is stored.

❑ value

The value of the acquired maintenance counter is stored.

Return value

Error status	Description
EPOS2_SUCCESS	The function was executed successfully.
EPOS2_ERR_PARAM	An invalid parameter was passed.
EPOS2_ERR_FAILURE	An unknown error occurred.

Supplementary explanation

- ❑ This API cannot be used simultaneously with other APIs.
After executing this API, do not execute any other API until the callback is returned.
- ❑ Do not turn off the power supply to the printer while executing this API.
- ❑ This API can be used in the system configuration of the TM printer model and customer display model.
With the system configuration of the TM Printer + DM-D + barcode scanner model, this API can be used when connecting via Bluetooth or USB.
- ❑ This API cannot be used with SSL/TLS communication.

resetMaintenanceCounter

Resets the value of the printer's maintenance counter.

The value acquired by this API is notified to the callback method specified in the delegate parameter.

Syntax

```
- (int) resetMaintenanceCounter:(long)timeout
type:(int)Type
delegate:(id<Epos2MaintenanceCounterDelegate>)delegate;
```

Parameter

timeout

Specifies the timeout period before completion of command transmission in milliseconds.

Value	Description
Integer from 5000 to 600000	Timeout period (in milliseconds)
EPOS2_PARAM_DEFAULT	Specifies the default value (10000).

type

Specifies the type of maintenance counter to be reset.

Value	Description
EPOS2_MAINTENANCE_COUNTER_PAPER_FEED	Number of paper feed lines
EPOS2_MAINTENANCE_COUNTER_AUTO_CUTTER	Number of times auto cutter is operated

delegate

Registers the callback method that returns the processing result of this API.

```
- (void) onResetMaintenanceCounter:(int)code type:(int)Type;
```

code

The processing result is stored.

Error status	Description
EPOS2_CODE_SUCCESS	Processed successfully.
EPOS2_CODE_ERR_AUTORECOVER	Automatic recovery error occurred.
EPOS2_CODE_ERR_COVER_OPEN	Cover open error occurred.
EPOS2_CODE_ERR_CUTTER	Auto cutter error occurred.
EPOS2_CODE_ERR_MECHANICAL	Mechanical error occurred.
EPOS2_CODE_ERR_EMPTY	No paper is left in the roll paper end detector.
EPOS2_CODE_ERR_PARAM	An invalid parameter was passed.

Error status	Description
EPOS2_CODE_ERR_MEMORY	Memory necessary for processing could not be allocated.
EPOS2_CODE_ERR_TIMEOUT	Failed to communicate with the devices within the specified time.
EPOS2_CODE_ERR_PROCESSING	Could not run the process.
EPOS2_CODE_ERR_ILLEGAL	This API was called while no communication had been started.
EPOS2_CODE_ERR_FAILURE	An unknown error occurred.

❑ type

The type of maintenance counter reset is stored.

Return value

Error status	Description
EPOS2_SUCCESS	The function was executed successfully.
EPOS2_ERR_PARAM	An invalid parameter was passed. The conditions to execute this API were not fulfilled.
EPOS2_ERR_FAILURE	An unknown error occurred.

Supplementary explanation

- ❑ This API cannot be used simultaneously with other APIs.
After executing this API, do not execute any other API until the callback is returned.
- ❑ Do not turn off the power supply to the printer while executing this API.
- ❑ Do not execute this API more than 10 times per day. If executed more than this number of times, the printer may become unable to operate.
- ❑ This API can be used in the system configuration of the TM printer model and customer display model.
With the system configuration of the TM Printer + DM-D + barcode scanner model, this API can be used when connecting via Bluetooth or USB.
- ❑ This API cannot be used with SSL/TLS communication.

getPrinterSetting

Acquires the set value of the printer setting.

The value acquired by this API is notified to the callback method specified in the delegate parameter.

Syntax

```
- (int) getPrinterSetting:(long)timeout
type:(int)Type
delegate:(id<Epos2PrinterSettingDelegate>)delegate;
```

Parameter

timeout

Specifies the timeout period before completion of command transmission in milliseconds.

Value	Description
Integer from 5000 to 600000	Timeout period (in milliseconds)
EPOS2_PARAM_DEFAULT	Specifies the default value (10000).

type

Specifies the printer setting item to be acquired.

Value	Description
EPOS2_PRINTER_SETTING_PAPERWIDTH	Paper width
EPOS2_PRINTER_SETTING_PRINTDENSITY	Print density
EPOS2_PRINTER_SETTING_PRINTSPEED	Print speed

delegate

Registers the callback method that returns the processing result of this API.

```
- (void) onGetPrinterSetting:(int)code type:(int)Type
value:(int)value;
```

code

The processing result is stored.

Error status	Description
EPOS2_CODE_SUCCESS	Processed successfully.
EPOS2_CODE_ERR_AUTORECOVER	Automatic recovery error occurred.
EPOS2_CODE_ERR_COVER_OPEN	Cover open error occurred.
EPOS2_CODE_ERR_CUTTER	Auto cutter error occurred.
EPOS2_CODE_ERR_MECHANICAL	Mechanical error occurred.
EPOS2_CODE_ERR_EMPTY	No paper is left in the roll paper end detector.

Error status	Description
EPOS2_CODE_ERR_PARAM	An invalid parameter was passed.
EPOS2_CODE_ERR_MEMORY	Memory necessary for processing could not be allocated.
EPOS2_CODE_ERR_TIMEOUT	Failed to communicate with the devices within the specified time.
EPOS2_CODE_ERR_PROCESSING	Could not run the process.
EPOS2_CODE_ERR_ILLEGAL	This API was called while no communication had been started.
EPOS2_CODE_ERR_FAILURE	An unknown error occurred.

❑ type

The processing result is stored.

Value	Description
EPOS2_PRINTER_SETTING_PAPERWIDTH	Paper width
EPOS2_PRINTER_SETTING_PRINTDENSITY	Print density
EPOS2_PRINTER_SETTING_PRINTSPEED	Print speed

❑ value

The acquired set value of the printer setting is stored.

Value	Description
EPOS2_PRINTER_SETTING_PAPERWIDTH58_0	Paper width 58 mm
EPOS2_PRINTER_SETTING_PAPERWIDTH60_0	Paper width 60 mm
EPOS2_PRINTER_SETTING_PAPERWIDTH70_0	Paper width 70 mm
EPOS2_PRINTER_SETTING_PAPERWIDTH76_0	Paper width 76 mm
EPOS2_PRINTER_SETTING_PAPERWIDTH80_0	Paper width 80 mm
EPOS2_PRINTER_SETTING_PRINTDENSITYDIP	Print density DIP switch setting
EPOS2_PRINTER_SETTING_PRINTDENSITY70	Print density 70%
EPOS2_PRINTER_SETTING_PRINTDENSITY75	Print density 75%
EPOS2_PRINTER_SETTING_PRINTDENSITY80	Print density 80%
EPOS2_PRINTER_SETTING_PRINTDENSITY85	Print density 85%
EPOS2_PRINTER_SETTING_PRINTDENSITY90	Print density 90%
EPOS2_PRINTER_SETTING_PRINTDENSITY95	Print density 95%
EPOS2_PRINTER_SETTING_PRINTDENSITY100	Print density 100%
EPOS2_PRINTER_SETTING_PRINTDENSITY105	Print density 105%
EPOS2_PRINTER_SETTING_PRINTDENSITY110	Print density 110%

Value	Description
EPOS2_PRINTER_SETTING_PRINTDENSITY115	Print density 115%
EPOS2_PRINTER_SETTING_PRINTDENSITY120	Print density 120%
EPOS2_PRINTER_SETTING_PRINTDENSITY125	Print density 125%
EPOS2_PRINTER_SETTING_PRINTDENSITY130	Print density 130%
EPOS2_PRINTER_SETTING_PRINTSPEED1	Print speed level 1
EPOS2_PRINTER_SETTING_PRINTSPEED2	Print speed level 2
EPOS2_PRINTER_SETTING_PRINTSPEED3	Print speed level 3
EPOS2_PRINTER_SETTING_PRINTSPEED4	Print speed level 4
EPOS2_PRINTER_SETTING_PRINTSPEED5	Print speed level 5
EPOS2_PRINTER_SETTING_PRINTSPEED6	Print speed level 6
EPOS2_PRINTER_SETTING_PRINTSPEED7	Print speed level 7
EPOS2_PRINTER_SETTING_PRINTSPEED8	Print speed level 8
EPOS2_PRINTER_SETTING_PRINTSPEED9	Print speed level 9
EPOS2_PRINTER_SETTING_PRINTSPEED10	Print speed level 10
EPOS2_PRINTER_SETTING_PRINTSPEED11	Print speed level 11
EPOS2_PRINTER_SETTING_PRINTSPEED12	Print speed level 12
EPOS2_PRINTER_SETTING_PRINTSPEED13	Print speed level 13
EPOS2_PRINTER_SETTING_PRINTSPEED14	Print speed level 14
EPOS2_PRINTER_SETTING_PRINTSPEED15	Print speed level 15
EPOS2_PRINTER_SETTING_PRINTSPEED16	Print speed level 16
EPOS2_PRINTER_SETTING_PRINTSPEED17	Print speed level 17

Return value

Error status	Description
EPOS2_SUCCESS	The function was executed successfully.
EPOS2_ERR_PARAM	An invalid parameter was passed.
EPOS2_ERR_FAILURE	An unknown error occurred.

Supplementary explanation

- ❑ This API is not executed on the main thread. Execute it on the sub-thread.
- ❑ This API cannot be used simultaneously with other APIs.
After executing this API, do not execute any other API until the callback is returned.
- ❑ Do not turn off the power supply to the printer while executing this API.

- ❑ This API can be used in the system configuration of the TM printer model and customer display model.
With the system configuration of the TM Printer + DM-D + barcode scanner model, this API can be used when connecting via Bluetooth or USB.
- ❑ This API cannot be used with SSL/TLS communication.

setPrinterSetting

Changes the set value of the printer setting.

The value acquired by this API is notified to the callback method specified in the delegate parameter.

Syntax

```
- (int) setPrinterSetting:(long)timeout
  setttingList:(NSDictionary *)list
  delegate:(id<Epos2PrinterSettingDelegate>)delegate;
```

Parameter

timeout

Specifies the timeout period before completion of command transmission in milliseconds.

Value	Description
Integer from 5000 to 600000	Timeout period (in milliseconds)
EPOS2_PARAM_DEFAULT	Specifies the default value (10000).

list

Specifies the list combining the changed printer setting item (type) and the set value (value).

type

Specifies the printer setting item to be changed.

Value	Description
EPOS2_PRINTER_SETTING_PAPERWIDTH	Paper width
EPOS2_PRINTER_SETTING_PRINTDENSITY	Print density
EPOS2_PRINTER_SETTING_PRINTSPEED	Print speed

value

Specifies the set value of the printer setting to be changed.

Value	Description
EPOS2_PRINTER_SETTING_PAPERWIDTH58_0	Paper width 58 mm
EPOS2_PRINTER_SETTING_PAPERWIDTH60_0	Paper width 60 mm
EPOS2_PRINTER_SETTING_PAPERWIDTH70_0	Paper width 70 mm
EPOS2_PRINTER_SETTING_PAPERWIDTH76_0	Paper width 76 mm
EPOS2_PRINTER_SETTING_PAPERWIDTH80_0	Paper width 80 mm
EPOS2_PRINTER_SETTING_PRINTDENSITYDIP	Print density DIP switch setting
EPOS2_PRINTER_SETTING_PRINTDENSITY70	Print density 70%
EPOS2_PRINTER_SETTING_PRINTDENSITY75	Print density 75%

Value	Description
EPOS2_PRINTER_SETTING_PRINTDENSITY80	Print density 80%
EPOS2_PRINTER_SETTING_PRINTDENSITY85	Print density 85%
EPOS2_PRINTER_SETTING_PRINTDENSITY90	Print density 90%
EPOS2_PRINTER_SETTING_PRINTDENSITY95	Print density 95%
EPOS2_PRINTER_SETTING_PRINTDENSITY100	Print density 100%
EPOS2_PRINTER_SETTING_PRINTDENSITY105	Print density 105%
EPOS2_PRINTER_SETTING_PRINTDENSITY110	Print density 110%
EPOS2_PRINTER_SETTING_PRINTDENSITY115	Print density 115%
EPOS2_PRINTER_SETTING_PRINTDENSITY120	Print density 120%
EPOS2_PRINTER_SETTING_PRINTDENSITY125	Print density 125%
EPOS2_PRINTER_SETTING_PRINTDENSITY130	Print density 130%
EPOS2_PRINTER_SETTING_PRINTSPEED1	Print speed level 1
EPOS2_PRINTER_SETTING_PRINTSPEED2	Print speed level 2
EPOS2_PRINTER_SETTING_PRINTSPEED3	Print speed level 3
EPOS2_PRINTER_SETTING_PRINTSPEED4	Print speed level 4
EPOS2_PRINTER_SETTING_PRINTSPEED5	Print speed level 5
EPOS2_PRINTER_SETTING_PRINTSPEED6	Print speed level 6
EPOS2_PRINTER_SETTING_PRINTSPEED7	Print speed level 7
EPOS2_PRINTER_SETTING_PRINTSPEED8	Print speed level 8
EPOS2_PRINTER_SETTING_PRINTSPEED9	Print speed level 9
EPOS2_PRINTER_SETTING_PRINTSPEED10	Print speed level 10
EPOS2_PRINTER_SETTING_PRINTSPEED11	Print speed level 11
EPOS2_PRINTER_SETTING_PRINTSPEED12	Print speed level 12
EPOS2_PRINTER_SETTING_PRINTSPEED13	Print speed level 13
EPOS2_PRINTER_SETTING_PRINTSPEED14	Print speed level 14
EPOS2_PRINTER_SETTING_PRINTSPEED15	Print speed level 15
EPOS2_PRINTER_SETTING_PRINTSPEED16	Print speed level 16
EPOS2_PRINTER_SETTING_PRINTSPEED17	Print speed level 17

delegate

Registers the callback method that returns the processing result of this API.

- (void) onSetPrinterSetting:(int)code;

☐ code

The processing result is stored.

Error status	Description
EPOS2_CODE_SUCCESS	Processed successfully.
EPOS2_CODE_ERR_AUTORECOVER	Automatic recovery error occurred.
EPOS2_CODE_ERR_COVER_OPEN	Cover open error occurred.
EPOS2_CODE_ERR_CUTTER	Auto cutter error occurred.
EPOS2_CODE_ERR_MECHANICAL	Mechanical error occurred.
EPOS2_CODE_ERR_EMPTY	No paper is left in the roll paper end detector.
EPOS2_CODE_ERR_PARAM	An invalid parameter was passed.
EPOS2_CODE_ERR_MEMORY	Memory necessary for processing could not be allocated.
EPOS2_CODE_ERR_TIMEOUT	Failed to communicate with the devices within the specified time.
EPOS2_CODE_ERR_PROCESSING	Could not run the process.
EPOS2_CODE_ERR_ILLEGAL	This API was called while no communication had been started.
EPOS2_CODE_ERR_FAILURE	An unknown error occurred.

Return value

Error status	Description
EPOS2_SUCCESS	The function was executed successfully.
EPOS2_ERR_PARAM	An invalid parameter was passed.
EPOS2_ERR_FAILURE	An unknown error occurred.

Supplementary explanation

- ☐ This API cannot be used simultaneously with other APIs.
After executing this API, do not execute any other API until the callback is returned.
- ☐ Use this API at the "beginning of a line." If this API is used elsewhere, it will be ignored.
- ☐ Do not turn off the power supply to the printer while executing this API.
- ☐ If communication with the printer is disconnected during execution of this API, the printer may become unable to operate. In such a case, turn the power supply to the printer off and then on again.

- ❑ Communication with the printer disconnects as the printer automatically restarts during execution of this API. Reconnect as necessary.
In a network environment that uses DHCP, the IP address may change due to restart of the printer.
In such a case, search for the printer using [Epos2Discovery class](#) and reconnect.
- ❑ This API can be used in the system configuration of the TM printer model and customer display model.
With the system configuration of the TM Printer + DM-D + barcode scanner model, this API can be used when connecting via Bluetooth or USB.
- ❑ This API cannot be used with SSL/TLS communication.

getPrinterSettingEx

Acquires the set value of the printer setting in JSON format.

This API error status is the API processing result.

The processing result of the devices using this API is notified to the callback method set by the [setGetPrinterSettingExDelegate](#) API of the Printer class.

Syntax

```
- (int) getPrinterSettingEx:(long)timeout
option:(Epos2SecureOption *)option;
```

Parameter

timeout

Specifies the timeout period before completion of command transmission in milliseconds.

Value	Description
Integer from 5000 to 60000	Timeout period (in milliseconds)
EPOS2_PARAM_DEFAULT	Specifies the default value (30000).

option

☐ printerPassword

Specify the administrator password set in the printer.

Refer to the printer's Technical Reference Guide for the initial administrator password.

If no administrator password is set for the printer, specify "nil".

☐ doVerification

Specify whether the certificate should be verified or not.

Value	Description
TRUE	Verify certificates.
FALSE	Do not verify certificates.

Return value

Error status	Description
EPOS2_SUCCESS	The function was executed successfully.
EPOS2_ERR_PARAM	An invalid parameter was passed.
EPOS2_ERR_ILLEGAL	This API was called while no communication had been started.
EPOS2_ERR_MEMORY	Sufficient memory required for processing could not be allocated.
EPOS2_ERR_FAILURE	An unknown error occurred.
EPOS2_ERR_TYPE_INVALID	The device type is different.

Error status	Description
EPOS2_ERR_PROCESSING	Could not run the process.

Supplementary explanation

- ❑ This API cannot be used simultaneously with other APIs.
After executing this API, do not execute any other API until the callback is returned.
- ❑ Do not turn off the power supply to the printer while executing this API.
- ❑ This API can be used in the system configuration of the TM printer model and customer display model.
With the system configuration of the TM printer + DM-D + barcode scanner model, this API can be used when connecting via Bluetooth and USB.
- ❑ This API cannot be used with SSL/TLS communication.
- ❑ Since it takes time to send and receive large amounts of data over BLE connection, this API cannot be used with BLE connection.
- ❑ If this API is executed in a non-supported printer, EPOS2_CODE_SUCCESS is stored in the [setGetPrinterSettingExDelegate](#) API code, and "" (blank character) is stored in jsonString.

getPrinterSettingEx[Obsolete]

Acquires the set value of the printer setting in JSON format.

This API error status is the API processing result.

The processing result of the devices using this API is notified to the callback method set by the [setGetPrinterSettingExDelegate](#) API of the Printer class.

Syntax

```
- (int) getPrinterSettingEx:(long)timeout;
```

Parameter

timeout

Specifies the timeout period before completion of command transmission in milliseconds.

Value	Description
Integer from 5000 to 60000	Timeout period (in milliseconds)
EPOS2_PARAM_DEFAULT	Specifies the default value (30000).

Return value

Error status	Description
EPOS2_SUCCESS	The function was executed successfully.
EPOS2_ERR_PARAM	An invalid parameter was passed.
EPOS2_ERR_ILLEGAL	This API was called while no communication had been started.
EPOS2_ERR_MEMORY	Sufficient memory required for processing could not be allocated.
EPOS2_ERR_FAILURE	An unknown error occurred.
EPOS2_ERR_TYPE_INVALID	The device type is different.
EPOS2_ERR_PROCESSING	Could not run the process.

Supplementary explanation

- ❑ This API cannot be used simultaneously with other APIs.
After executing this API, do not execute any other API until the callback is returned.
- ❑ Do not turn off the power supply to the printer while executing this API.
- ❑ This API can be used in the system configuration of the TM printer model and customer display model.
With the system configuration of the TM printer + DM-D + barcode scanner model, this API can be used when connecting via Bluetooth and USB.
- ❑ This API cannot be used with SSL/TLS communication.
- ❑ Since it takes time to send and receive large amounts of data over BLE connection, this API cannot be used with BLE connection.

- ❑ If this API is executed in a non-supported printer, EPOS2_CODE_SUCCESS is stored in the [setGetPrinterSettingExDelegate](#) API code, and "" (blank character) is stored in jsonString.

setPrinterSettingEx

Changes the set value of the printer setting in JSON format.

For the JSON used in this API, use the printer information JSON acquired with the [getPrinterSettingEx](#) API.

Do not use the printer information JSON acquired from another model.

Before executing the API, you can execute the [verifyPassword](#) API to make sure this API uses the correct password.

Execute the [getPrinterSettingEx](#) API after executing this API, and check that the printer settings have been changed correctly.

This API error status is the API processing result.

The processing result of the devices using this API is notified to the callback method set by the [setSetPrinterSettingExDelegate](#) API of the Printer class.

Do not execute this API in continuation without checking the processing result with the callback method.

Syntax

```
- (int) setPrinterSettingEx:(long)timeout jsonString:(NSString *)jsonString option:(Epos2SecureOption *)option;
```

Parameter

timeout

Specifies the timeout period before completion of command transmission in milliseconds.

Value	Description
Integer from 5000 to 60000	Timeout period (in milliseconds)
EPOS2_PARAM_DEFAULT	Specifies the default value (30000).

jsonString

Specifies the set value of the printer setting in JSON format.

Refer to JSON_Spec_sheet_revx.pdf included in the package for more information.

option

☐ printerPassword

Specify the administrator password set in the printer.

Refer to the printer's Technical Reference Guide for the initial administrator password.

If no administrator password is set for the printer, specify "nil".

☐ doVerification

Specify whether the certificate should be verified or not.

Value	Description
TRUE	Verify certificates.
FALSE	Do not verify certificates.

Return value

Error status	Description
EPOS2_SUCCESS	The function was executed successfully.
EPOS2_ERR_PARAM	An invalid parameter was passed.
EPOS2_ERR_ILLEGAL	This API was called while no communication had been started.
EPOS2_ERR_MEMORY	Sufficient memory required for processing could not be allocated.
EPOS2_ERR_FAILURE	An unknown error occurred.
EPOS2_ERR_TYPE_INVALID	The device type is different.
EPOS2_ERR_PROCESSING	Could not run the process.

Supplementary explanation

- ❑ This API cannot be used simultaneously with other APIs.
After executing this API, do not execute any other API until the callback is returned.
- ❑ Do not turn off the power supply to the printer while executing this API.
- ❑ Immediately after starting the printer, do not execute this API until the LED is lit.
Execution takes time, and a timeout error may occur.
- ❑ If communication with the printer is disconnected during execution of this API, the printer may become unable to operate. In such a case, turn the power supply to the printer off and then on again.
- ❑ Communication with the printer disconnects as the printer automatically restarts during execution of this API. Reconnect as necessary.
In a network environment that uses DHCP, the IP address may change due to restart of the printer.
In such a case, search for the printer using [Epos2Discovery class](#) and reconnect.
When connected via USB, the USB device node may change due to restart of the printer.
If the identifier is omitted in the target parameter of [connect](#) ("USB:"), the connection status can be retained even if the device node changes.
- ❑ This API can be used in the system configuration of the TM printer model and customer display model.
With the system configuration of the TM printer + DM-D + barcode scanner model, this API can be used when connecting via Bluetooth and USB.
- ❑ This API cannot be used with SSL/TLS communication.
- ❑ Since it takes time to send and receive large amounts of data over BLE connection, this API cannot be used with BLE connection.
- ❑ When this API is used with the system configuration of a TM printer + DM-D + barcode scanner model Wi-Fi/Ethernet connection and POS terminal model, EPOS2_ERR_TYPE_INVALID is returned.
- ❑ It may take some time to change printer settings depending on the printer used or the connection method with the printer.
- ❑ If this API is executed in a non-supported printer, EPOS2_CODE_SUCCESS is stored in the [setSetPrinter-SettingExDelegate](#) API code, but printer settings will not be executed.

setPrinterSettingEx[Obsolete1]

Changes the set value of the printer setting in JSON format.

For the JSON used in this API, use the printer information JSON acquired with the [getPrinterSettingEx](#) API.

Do not use the printer information JSON acquired from another model.

Before executing the API, you can execute the [verifyPassword](#) API to make sure this API uses the correct password.

Execute the [getPrinterSettingEx](#) API after executing this API, and check that the printer settings have been changed correctly.

This API error status is the API processing result.

The processing result of the devices using this API is notified to the callback method set by the [setSetPrinterSettingExDelegate](#) API of the Printer class.

Do not execute this API in continuation without checking the processing result with the callback method.

Syntax

```
- (int) setPrinterSettingEx:(long)timeout
  jsonString:(NSString *)jsonString
  administratorPassword:(NSString *)administratorPassword;
```

Parameter

timeout

Specifies the timeout period before completion of command transmission in milliseconds.

Value	Description
Integer from 5000 to 60000	Timeout period (in milliseconds)
EPOS2_PARAM_DEFAULT	Specifies the default value (30000).

jsonString

Specifies the set value of the printer setting in JSON format.

Refer to JSON_Spec_sheet_revx.pdf included in the package for more information.

administratorPassword

Specify the administrator password set in the printer.

Refer to the printer's Technical Reference Guide for the initial administrator password.

If no administrator password is set for the printer, specify "nil."

Return value

Error status	Description
EPOS2_SUCCESS	The function was executed successfully.
EPOS2_ERR_PARAM	An invalid parameter was passed.
EPOS2_ERR_ILLEGAL	This API was called while no communication had been started.

Error status	Description
EPOS2_ERR_MEMORY	Sufficient memory required for processing could not be allocated.
EPOS2_ERR_FAILURE	An unknown error occurred.
EPOS2_ERR_TYPE_INVALID	The device type is different.
EPOS2_ERR_PROCESSING	Could not run the process.

Supplementary explanation

- ❑ This API cannot be used simultaneously with other APIs.
After executing this API, do not execute any other API until the callback is returned.
- ❑ Do not turn off the power supply to the printer while executing this API.
- ❑ Immediately after starting the printer, do not execute this API until the LED is lit.
Execution takes time, and a timeout error may occur.
- ❑ If communication with the printer is disconnected during execution of this API, the printer may become unable to operate. In such a case, turn the power supply to the printer off and then on again.
- ❑ Communication with the printer disconnects as the printer automatically restarts during execution of this API. Reconnect as necessary.
In a network environment that uses DHCP, the IP address may change due to restart of the printer.
In such a case, search for the printer using [Epos2Discovery class](#) and reconnect.
When connected via USB, the USB device node may change due to restart of the printer.
If the identifier is omitted in the target parameter of [connect](#) ("USB:"), the connection status can be retained even if the device node changes.
- ❑ This API can be used in the system configuration of the TM printer model and customer display model.
With the system configuration of the TM printer + DM-D + barcode scanner model, this API can be used when connecting via Bluetooth and USB.
- ❑ This API cannot be used with SSL/TLS communication.
- ❑ Since it takes time to send and receive large amounts of data over BLE connection, this API cannot be used with BLE connection.
- ❑ When this API is used with the system configuration of a TM printer + DM-D + barcode scanner model Wi-Fi/Ethernet connection and POS terminal model, EPOS2_ERR_TYPE_INVALID is returned.
- ❑ It may take some time to change printer settings depending on the printer used or the connection method with the printer.
- ❑ If this API is executed in a non-supported printer, EPOS2_CODE_SUCCESS is stored in the [setSetPrinterSettingExDelegate](#) API code, but printer settings will not be executed.

setPrinterSettingEx[Obsolete2]

Changes the set value of the printer setting in JSON format.

For the JSON used in this API, use the printer information JSON acquired with the [getPrinterSettingEx](#) API.

Do not use the printer information JSON acquired from another model.

Execute the [getPrinterSettingEx](#) API after executing this API, and check that the printer settings have been changed correctly.

This API error status is the API processing result.

The processing result of the devices using this API is notified to the callback method set by the [setSetPrinterSettingExDelegate](#) API of the Printer class.

Do not execute this API in continuation without checking the processing result with the callback method.

Syntax

```
- (int) setPrinterSettingEx:(long)timeout
  jsonString:(NSString *)jsonString;
```

Parameter

timeout

Specifies the timeout period before completion of command transmission in milliseconds.

Value	Description
Integer from 5000 to 60000	Timeout period (in milliseconds)
EPOS2_PARAM_DEFAULT	Specifies the default value (30000).

jsonString

Specifies the set value of the printer setting in JSON format.

Refer to JSON_Spec_sheet_revx.pdf included in the package for more information.

Return value

Error status	Description
EPOS2_SUCCESS	The function was executed successfully.
EPOS2_ERR_PARAM	An invalid parameter was passed.
EPOS2_ERR_ILLEGAL	This API was called while no communication had been started.
EPOS2_ERR_MEMORY	Sufficient memory required for processing could not be allocated.
EPOS2_ERR_FAILURE	An unknown error occurred.
EPOS2_ERR_TYPE_INVALID	The device type is different.
EPOS2_ERR_PROCESSING	Could not run the process.

Supplementary explanation

- ❑ This API cannot be used simultaneously with other APIs.
After executing this API, do not execute any other API until the callback is returned.
- ❑ Do not turn off the power supply to the printer while executing this API.
- ❑ Immediately after starting the printer, do not execute this API until the LED is lit.
Execution takes time, and a timeout error may occur.
- ❑ If communication with the printer is disconnected during execution of this API, the printer may become unable to operate. In such a case, turn the power supply to the printer off and then on again.
- ❑ Communication with the printer disconnects as the printer automatically restarts during execution of this API. Reconnect as necessary.
In a network environment that uses DHCP, the IP address may change due to restart of the printer.
In such a case, search for the printer using [Epos2Discovery class](#) and reconnect.
When connected via USB, the USB device node may change due to restart of the printer.
If the identifier is omitted in the target parameter of [connect](#) ("USB:"), the connection status can be retained even if the device node changes.
- ❑ This API can be used in the system configuration of the TM printer model and customer display model.
With the system configuration of the TM printer + DM-D + barcode scanner model, this API can be used when connecting via Bluetooth and USB.
- ❑ This API cannot be used with SSL/TLS communication.
- ❑ Since it takes time to send and receive large amounts of data over BLE connection, this API cannot be used with BLE connection.
- ❑ When this API is used with the system configuration of a TM printer + DM-D + barcode scanner model Wi-Fi/Ethernet connection and POS terminal model, EPOS2_ERR_TYPE_INVALID is returned.
- ❑ It may take some time to change printer settings depending on the printer used or the connection method with the printer.
- ❑ If this API is executed in a non-supported printer, EPOS2_CODE_SUCCESS is stored in the [setSetPrinterSettingExDelegate](#) API code, but printer settings will not be executed.
- ❑ This API is a deprecated API that is supported in certain products. It is not supported in new future products.
The use of [setPrinterSettingEx](#) is recommended.

verifyPassword

Compare the character string specified in this API with the administrator password set in the printer. Check to see if the specified character string and administrator password match.

This API error status is the API processing result.

The processing result of the devices using this API is notified to the callback method set by the [setVerifyPasswordDelegate](#) API of the Printer class.

Do not execute this API in continuation without checking the processing result with the callback method.

Syntax

```
- (int) verifyPassword:(long)timeout
  option:(Epos2SecureOption *)option;
```

Parameter

timeout

Specifies the timeout period before completion of command transmission in milliseconds.

Value	Description
Integer from 5000 to 60000	Timeout period (in milliseconds)
EPOS2_PARAM_DEFAULT	Specifies the default value (30000).

option

☐ printerPassword

Specify the character string to compare with the administrator password set in the printer.

Specify the character string (administrator password) you wish to check.

☐ doVerification

Specify whether the certificate should be verified or not.

Value	Description
TRUE	Verify certificates.
FALSE	Do not verify certificates.

Return value

Error status	Description
EPOS2_SUCCESS	The function was executed successfully.
EPOS2_ERR_PARAM	An invalid parameter was passed.
EPOS2_ERR_ILLEGAL	This API was called while no communication had been started.
EPOS2_ERR_MEMORY	Sufficient memory required for processing could not be allocated.
EPOS2_ERR_FAILURE	An unknown error occurred.

Error status	Description
EPOS2_ERR_TYPE_INVALID	The device type is different.
EPOS2_ERR_UNSUPPORTED	Used in an unsupported printer.
EPOS2_ERR_PROCESSING	Could not run the process.

Supplementary explanation

- ❑ This API cannot be used simultaneously with other APIs.
After executing this API, do not execute any other API until the callback is returned.
- ❑ This API can be used in the system configuration of the TM printer model and customer display model.
With the system configuration of the TM printer + DM-D + barcode scanner model, this API can be used when connecting via Bluetooth and USB.
- ❑ This API cannot be used with SSL/TLS communication.
- ❑ Since it takes time to send and receive large amounts of data over BLE connection, this API cannot be used with BLE connection.

verifyPassword[Obsolete]

Compare the character string specified in this API with the administrator password set in the printer. Check to see if the specified character string and administrator password match.

This API error status is the API processing result.

The processing result of the devices using this API is notified to the callback method set by the [setVerifyPasswordDelegate](#) API of the Printer class.

Do not execute this API in continuation without checking the processing result with the callback method.

Syntax

```
- (int) verifyPassword:(long)timeout
  administratorPassword:(NSString *)administratorPassword;
```

Parameter

timeout

Specifies the timeout period before completion of command transmission in milliseconds.

Value	Description
Integer from 5000 to 60000	Timeout period (in milliseconds)
EPOS2_PARAM_DEFAULT	Specifies the default value (30000).

administratorPassword

Specify the character string to compare with the administrator password set in the printer.

Specify the character string (administrator password) you wish to check.

Return value

Error status	Description
EPOS2_SUCCESS	The function was executed successfully.
EPOS2_ERR_PARAM	An invalid parameter was passed.
EPOS2_ERR_ILLEGAL	This API was called while no communication had been started.
EPOS2_ERR_MEMORY	Sufficient memory required for processing could not be allocated.
EPOS2_ERR_FAILURE	An unknown error occurred.
EPOS2_ERR_TYPE_INVALID	The device type is different.
EPOS2_ERR_UNSUPPORTED	Used in an unsupported printer.
EPOS2_ERR_PROCESSING	Could not run the process.

Supplementary explanation

- ❑ This API cannot be used simultaneously with other APIs.

After executing this API, do not execute any other API until the callback is returned.

- ❑ This API can be used in the system configuration of the TM printer model and customer display model. With the system configuration of the TM printer + DM-D + barcode scanner model, this API can be used when connecting via Bluetooth and USB.
- ❑ This API cannot be used with SSL/TLS communication.
- ❑ Since it takes time to send and receive large amounts of data over BLE connection, this API cannot be used with BLE connection.

getPrinterInformation

Acquires the printer serial number and the missing dot information of the thermal head.

The value acquired by this API is notified to the callback method specified in the delegate parameter.

Syntax

```
- (int) getPrinterInformation:(long)timeout
  delegate:(id<Epos2PrinterInformationDelegate>)delegate;
```

Parameter

timeout

Specifies the timeout period before completion of command transmission in milliseconds.

Value	Description
Integer from 5000 to 60000	Timeout period (in milliseconds)
EPOS2_PARAM_DEFAULT	Specifies the default value (30000).

delegate

Registers the callback method that returns the processing result of this API.

```
- (void) onGetPrinterInformation:(int)code
  jsonString:(NSString *)jsonString;
```

code

The processing result is stored.

Error status	Description
EPOS2_CODE_SUCCESS	Successful
EPOS2_CODE_ERR_PARAM	An invalid parameter was passed.
EPOS2_CODE_ERR_MEMORY	Sufficient memory required for processing could not be allocated.
EPOS2_CODE_ERR_TIMEOUT	Failed to communicate with the devices within the specified time.
EPOS2_CODE_ERR_PROCESSING	Could not run the process.
EPOS2_CODE_ERR_ILLEGAL	This API was called while no communication had been started.
EPOS2_CODE_ERR_FAILURE	An unknown error occurred.
EPOS2_CODE_ERR_DEVICE_BUSY	Could not run the process because the printer is operating.

jsonString

The acquired printer information is stored in the JSON format.

Return value

Error status	Description
EPOS2_SUCCESS	The function was executed successfully.
EPOS2_ERR_PARAM	An invalid parameter was passed.
EPOS2_ERR_ILLEGAL	This API was called while no communication had been started.
EPOS2_ERR_FAILURE	An unknown error occurred.

jsonString

Example of acquisition execution result

```
{
  "PrinterSpec": {
    "Product": {
      "SerialNo": "ABC1234567"
    }
  },
  "Maintenance": {
    "ThermalHead": {
      "NumberOfWarningDot": "0",
      "PositionOfWarningDot": "",
      "NumberOfBrokenDot": "0",
      "PositionOfBrokenDot": ""
    }
  }
}
```

SerialNo

Value	Description
String	Printer serial number

NumberOfWarningDot

The number of dots exceeding the Warning threshold value of the thermal head is stored.

Value	Description
-1	Failed to detect missing dots.
0	No dots exceeding the Warning threshold value.
Integer from 1 to 512	Number of dots exceeding the Warning threshold value.

PositionOfWarningDot

If there are dots exceeding the Warning threshold value of the thermal head, a 128-byte hexadecimal string is stored.

In this hexadecimal string, the position of the left-end dots on the print surface is treated as the most significant bit, and the position of the dots exceeding the Warning threshold value is treated as bit 1.

Value	Description
"" (Blank character)	Failed to detect missing dots. Alternatively, there are no dots exceeding the Warning threshold value.
Hexadecimal string	Most significant bit: Position of the left-end dots on the print surface bit 1: Position of the dots exceeding the Warning threshold value.

NumberOfBrokenDot

The number of dots exceeding the Fault threshold value of the thermal head is stored.

Value	Description
-1	Failed to detect missing dots.
0	No dots exceeding the Fault threshold value.
Integer from 1 to 512	Number of dots exceeding the Fault threshold value.

PositionOfBrokenDot

If there are dots exceeding the Fault threshold value of the thermal head, a 128-byte hexadecimal string is stored.

In this hexadecimal string, the position of the left-end dots on the print surface is treated as the most significant bit, and the position of the dots exceeding the Fault threshold value is treated as bit 1.

Value	Description
"" (Blank character)	Failed to detect missing dots. Alternatively, there are no dots exceeding the Fault threshold value.
Hexadecimal string	Most significant bit: Position of the left-end dots on the print surface bit 1: Position of the dots exceeding the Fault threshold value.

Supplementary explanation

- ☐ This API cannot be used simultaneously with other APIs.
After executing this API, do not execute any other API until the callback is returned.
- ☐ This API can be used in the system configuration of the TM printer model and customer display model.
With the system configuration of the TM printer + DM-D + barcode scanner model, this API can be used when connecting via Bluetooth and USB.
- ☐ This API cannot be used with SSL/TLS communication.
- ☐ When this API is used with the system configuration of a POS terminal model and TM printer + DM-D + barcode scanner model (Wi-Fi/Ethernet connection), EPOS2_ERR_FAILURE is returned in the return value.
- ☐ If this API is executed in a non-supported printer, "" (Blank character) is stored in jsonString.

- ❑ It may take some time to acquire printer information depending on the printer used or the connection method with the printer.

downloadFirmwareList

Acquires the firmware list from the server.

The firmware list acquired by this API is notified to the callback method specified in the delegate parameter.

Syntax

<alternative>

```
- (int) downloadFirmwareList: (NSString *) printerModel
option:(NSString*)option
delegate:(id<Epos2FirmwareListDownloadDelegate>)delegate;
```

<obsolete>

```
- (int) downloadFirmwareList: (NSString *) printerModel
delegate: (id<Epos2FirmwareListDownloadDelegate>)
delegate;
```

Parameter

printerModel

Specifies the model name of the target printer.

Value	Description
TM-m10	TM-m10
TM-m30	TM-m30
TM-m30II	TM-m30II
TM-m30II-H	TM-m30II-H
TM-m30II-NT	TM-m30II-NT
TM-m30II-S	TM-m30II-S
TM-m30III	TM-m30III
TM-m30III-H	TM-m30III-H
TM-T88VI	TM-T88VI
TM-T88VI-iHUB	TM-T88VI-iHUB
TM-T88VII	TM-T88VII
TM-P20II-WIFI	TM-P20II
TM-P80II-WIFI	TM-P80II

option

Specifies the version of the target firmware.

Value	Description
-A	Ver.*.*A ESC/POS

Value	Description
-B	Ver.*.*B ESC/POS

Ver.*.*A ESC/POS:For OT-WL02/WL06 users

Ver.*.*B ESC/POS:For OT-WL05/WL06 users

Check the firmware release information for the detailed functions of each firmware version.

If you don't use a wireless LAN unit, you can choose either A or B.

delegate

Registers the callback method that returns the processing result of this API.

```
- (void) onFirmwareListDownload:(int)code
firmwareList:(NSMutableArray<Epos2FirmwareInfo *>
*)firmwareList
```

☐ code

The processing result is stored.

Error status	Description
EPOS2_CODE_SUCCESS	Processed successfully.
EPOS2_CODE_ERR_CONNECT	Failed to communicate with the server.

☐ firmwareList

The list of firmware that can be downloaded is stored in the Array format of Epos2FirmwareInfo.

Return value

Error status	Description
EPOS2_SUCCESS	The function was executed successfully.
EPOS2_ERR_PARAM	An invalid parameter was passed.
EPOS2_ERR_CONNECT	Failed to communicate with the server.
EPOS2_ERR_FAILURE	An unknown error occurred.

Supplementary explanation

- ☐ This API can be used in an environment that can be connected to both the Internet and the printer.
- ☐ This API cannot be used simultaneously with other APIs.
After executing this API, do not execute any other API until the callback is returned.
- ☐ Do not turn off the power supply to the printer while executing this API.
- ☐ This API can be used in the system configuration of the TM printer model and customer display model.
With the system configuration of the TM Printer + DM-D + barcode scanner model, this API can be used when connecting via Bluetooth or USB.
- ☐ This API cannot be used with SSL/TLS communication.

- ❑ Since it takes time to send and receive large amounts of data over BLE connection, this API cannot be used with BLE connection.
- ❑ If no firmware image exists on the server, the firmware list cannot be acquired.

getPrinterFirmwareInfo

Acquires the firmware information of the connected printer.

The firmware information acquired by this API is notified to the callback method specified in the delegate parameter.

Syntax

```
- (int) getPrinterFirmwareInfo: (long) timeout
  delegate: (id<Epos2FirmwareInformationDelegate>) delegate;
```

Parameter

timeout

Specifies the timeout period until the completion of acquisition of firmware information in milliseconds.

Value	Description
Integer from 15000 to 60000	Timeout period (in milliseconds)
EPOS2_PARAM_DEFAULT	Specifies the default value (30000).

delegate

Registers the callback method that returns the processing result of this API.

```
- (void) onFirmwareInformationReceive:(int)code
  firmwareInfo:(Epos2FirmwareInfo *)firmwareInfo;
```

code

The processing result is stored.

Error status	Description
EPOS2_CODE_SUCCESS	Processed successfully.

firmwareInfo

The firmware information of the connected printer is stored.

Return value

Error status	Description
EPOS2_SUCCESS	The function was executed successfully.
EPOS2_ERR_PARAM	An invalid parameter was passed.
EPOS2_ERR_MEMORY	Memory necessary for processing could not be allocated.
EPOS2_ERR_TIMEOUT	The process did not end within the specified time period.
EPOS2_ERR_FAILURE	An unknown error occurred.
EPOS2_ERR_PROCESSING	Could not run the process.

Error status	Description
EPOS2_ERR_ILLEGAL	This API was called while no communication had been started.

Supplementary explanation

- ❑ This API can be used in an environment that can be connected to both the Internet and the printer.
- ❑ This API cannot be used simultaneously with other APIs.
After executing this API, do not execute any other API until the callback is returned.
- ❑ Do not turn off the power supply to the printer while executing this API.
- ❑ This API can be used in the system configuration of the TM printer model and customer display model.
With the system configuration of the TM Printer + DM-D + barcode scanner model, this API can be used when connecting via Bluetooth or USB.
- ❑ This API cannot be used with SSL/TLS communication.
- ❑ Since it takes time to send and receive large amounts of data over BLE connection, this API cannot be used with BLE connection.
- ❑ Connect to only Printer class when executing this API.

verifyUpdate

Compares the firmware of the connected printer and the firmware image specified in [updateFirmware](#).

Execute this API after executing [updateFirmware](#), and make sure the printer firmware has been rewritten to the firmware image specified in [updateFirmware](#).

The execution result of this API is notified to the callback method specified in the delegate parameter.

Syntax

```
- (int) verifyUpdate:(Epos2FirmwareInfo *)targetFirmwareInfo
option:(Epos2SecureOption *)option
delegate:(id<Epos2VerifyUpdateDelegate>)delegate;
```

Parameter

targetFirmwareInfo

Specifies the firmware image of the version to be applied to the printer from the list acquired in [downloadFirmwareList](#).

Specifies the same firmware image as that specified in the targetFirmwareInfo parameter of [updateFirmware](#).

option

☐ printerPassword

Specify the administrator password set in the printer.

Refer to the printer's Technical Reference Guide for the initial administrator password.

If no administrator password is set for the printer, specify "nil".

☐ doVerification

Specify whether the certificate should be verified or not.

Value	Description
TRUE	Verify certificates.
FALSE	Do not verify certificates.

delegate

Registers the callback method that returns the processing result of this API.

```
- (void) onUpdateVerify:(int)code;
```

☐ code

The processing result is stored.

Error status	Description
EPOS2_CODE_SUCCESS	Processed successfully.
EPOS2_CODE_ERR_DIFFERENT_MODEL	The corresponding model of the firmware image specified in targetFirmwareInfo, and the model name of the connected printer are different.

Error status	Description
EPOS2_CODE_ERR_DIFFERENT_VERSION	The version of the firmware image specified in targetFirmwareInfo, and the firmware version of the connected printer are different.
EPOS2_CODE_ERR_PARAM	An invalid parameter was passed.
EPOS2_CODE_ERR_MEMORY	Memory necessary for processing could not be allocated.
EPOS2_CODE_ERR_TIMEOUT	The process did not end within the specified time period.
EPOS2_CODE_ERR_DATA_CORRUPTED	The firmware image is corrupted.
EPOS2_CODE_ERR_PROCESSING	Could not run the process.
EPOS2_CODE_ERR_ILLEGAL	This API was called while no communication had been started.
EPOS2_CODE_ERR_INVALID_PASSWORD	Does not match with the administrator password in the printer.
EPOS2_CODE_ERR_SSL_CERTIFICATION	Certificate validation failed.
EPOS2_CODE_ERR_FAILURE	An unknown error occurred.

Return value

Error status	Description
EPOS2_SUCCESS	The function was executed successfully.
EPOS2_ERR_PARAM	An invalid parameter was passed. This API was called when updateFirmware had not been executed.
EPOS2_ERR_FAILURE	An unknown error occurred.

Supplementary explanation

- ❑ This API can be used in an environment that can be connected to both the Internet and the printer.
- ❑ This API cannot be used simultaneously with other APIs.
After executing this API, do not execute any other API until the callback is returned.
- ❑ Do not turn off the power supply to the printer while executing this API.
- ❑ This API can be used in the system configuration of the TM printer model and customer display model.
With the system configuration of the TM Printer + DM-D + barcode scanner model, this API can be used when connecting via Bluetooth or USB.
- ❑ This API cannot be used with SSL/TLS communication.
- ❑ Since it takes time to send and receive large amounts of data over BLE connection, this API cannot be used with BLE connection.
- ❑ Connect to only Printer class when executing this API.

verifyUpdate[Obsolete]

Compares the firmware of the connected printer and the firmware image specified in [updateFirmware](#).

Execute this API after executing [updateFirmware](#), and make sure the printer firmware has been rewritten to the firmware image specified in [updateFirmware](#).

The execution result of this API is notified to the callback method specified in the delegate parameter.

Syntax

```
- (int) verifyUpdate: (Epos2FirmwareInfo *)
    targetFirmwareInfo
    delegate: (id<Epos2VerifyUpdateDelegate>) delegate;
```

Parameter

targetFirmwareInfo

Specifies the firmware image of the version to be applied to the printer from the list acquired in [downloadFirmwareList](#).

Specifies the same firmware image as that specified in the targetFirmwareInfo parameter of [updateFirmware](#).

delegate

Registers the callback method that returns the processing result of this API.

```
- (void) onUpdateVerify:(int)code;
```

code

The processing result is stored.

Error status	Description
EPOS2_CODE_SUCCESS	Processed successfully.
EPOS2_CODE_ERR_DIFFERENT_MODEL	The corresponding model of the firmware image specified in targetFirmwareInfo, and the model name of the connected printer are different.
EPOS2_CODE_ERR_DIFFERENT_VERSION	The version of the firmware image specified in targetFirmwareInfo, and the firmware version of the connected printer are different.
EPOS2_CODE_ERR_PARAM	An invalid parameter was passed.
EPOS2_CODE_ERR_MEMORY	Memory necessary for processing could not be allocated.
EPOS2_CODE_ERR_TIMEOUT	The process did not end within the specified time period.
EPOS2_CODE_ERR_DATA_CORRUPTED	The firmware image is corrupted.
EPOS2_CODE_ERR_PROCESSING	Could not run the process.
EPOS2_CODE_ERR_ILLEGAL	This API was called while no communication had been started.

Error status	Description
EPOS2_CODE_ERR_FAILURE	An unknown error occurred.

Return value

Error status	Description
EPOS2_SUCCESS	The function was executed successfully.
EPOS2_ERR_PARAM	An invalid parameter was passed. This API was called when updateFirmware had not been executed.
EPOS2_ERR_FAILURE	An unknown error occurred.

Supplementary explanation

- ❑ This API can be used in an environment that can be connected to both the Internet and the printer.
- ❑ This API cannot be used simultaneously with other APIs.
After executing this API, do not execute any other API until the callback is returned.
- ❑ Do not turn off the power supply to the printer while executing this API.
- ❑ This API can be used in the system configuration of the TM printer model and customer display model.
With the system configuration of the TM Printer + DM-D + barcode scanner model, this API can be used when connecting via Bluetooth or USB.
- ❑ This API cannot be used with SSL/TLS communication.
- ❑ Since it takes time to send and receive large amounts of data over BLE connection, this API cannot be used with BLE connection.
- ❑ Connect to only Printer class when executing this API.

updateFirmware

Downloads the firmware image from the server, and instructs writing of the firmware image to the printer. Execute [verifyUpdate](#) after executing this API, and make sure the printer firmware has been rewritten to the specified firmware image.

The return value of this API is the result of execution of the instruction to write the firmware image to the printer. It is not the execution result of the overall firmware update.

The progress or execution result of this API is notified to the callback method specified in the delegate parameter.

Syntax

```
- (int) updateFirmware:(Epos2FirmwareInfo
*)targetFirmwareInfo option:(Epos2SecureOption *)option
delegate:(id<Epos2FirmwareUpdateDelegate>)delegate
```

Parameter

targetFirmwareInfo

Specifies the firmware image of the version to be applied to the printer from the list acquired in [downloadFirmwareList](#).

option

☐ printerPassword

Specify the administrator password set in the printer.

Refer to the printer's Technical Reference Guide for the initial administrator password.

If no administrator password is set for the printer, specify "nil".

☐ doVerification

Specify whether the certificate should be verified or not.

Value	Description
TRUE	Verify certificates.
FALSE	Do not verify certificates.

delegate

Registers the callback method that returns the progress or execution result of this API.

- Acquires the progress status

```
- (void) onFirmwareUpdateProgress:(NSString *)task
progress:(float)progress;
```

☐ task

The name of the process being executed is stored.

Name	Description
Prepare	Preparing.

Name	Description
Download Firmware	Downloading the firmware image from the server.
Sending firmware image	Sending the downloaded firmware image to the printer.

❑ progress

A value from 0.0 to 1.0 is stored depending on the progress of the process being executed.

- Acquires the execution result

- (void) onFirmwareUpdate:(int)code
maxWaitTime:(int)maxWaitTime;

❑ code

The processing result is stored.

Error status	Description
EPOS2_CODE_SUCCESS	Processed successfully.
EPOS2_CODE_ERR_DIFFERENT_MODEL	The corresponding model of the firmware image specified in targetFirmwareInfo, and the model name of the connected printer are different.
EPOS2_CODE_ERR_PARAM	An invalid parameter was passed.
EPOS2_CODE_ERR_MEMORY	Necessary memory could not be allocated.
EPOS2_CODE_ERR_CONNECT	Failed to communicate with the printer or the server.
EPOS2_CODE_ERR_TIMEOUT	The process did not end within the specified time period.
EPOS2_CODE_ERR_DATA_CORRUPTED	The firmware image is corrupted.
EPOS2_CODE_ERR_PROCESSING	Could not run the process.
EPOS2_CODE_ERR_ILLEGAL	This API was called while no communication had been started.
EPOS2_CODE_ERR_INVALID_PASSWORD	Does not match with the administrator password in the printer.
EPOS2_CODE_ERR_SSL_CERTIFICATION	Certificate validation failed.
EPOS2_CODE_ERR_FAILURE	An unknown error occurred.

❑ maxWaitTime

The maximum wait time until the completion of writing of the firmware image is stored.

Return value

Error status	Description
EPOS2_SUCCESS	The function was executed successfully.

Error status	Description
EPOS2_ERR_PARAM	An invalid parameter was passed.
EPOS2_ERR_FAILURE	An unknown error occurred.

Supplementary explanation

- ❑ This API can be used in an environment that can be connected to both the Internet and the printer.
- ❑ This API cannot be used simultaneously with other APIs.
After executing this API, do not execute any other API until the callback is returned.
- ❑ Do not turn off the power supply to the printer while executing this API.
- ❑ Immediately after starting the printer, do not execute this API until the LED is lit.
Execution takes time, and a timeout error may occur.
- ❑ Communication with the printer disconnects as the printer automatically restarts during execution of this API. Reconnect as necessary.
In a network environment that uses DHCP, the IP address may change due to restart of the printer.
In such a case, search for the printer using [Epos2Discovery Class](#) and reconnect.
- ❑ This API can be used in the system configuration of the TM printer model and customer display model.
With the system configuration of the TM Printer + DM-D + barcode scanner model, this API can be used when connecting via Bluetooth or USB.
- ❑ This API cannot be used with SSL/TLS communication.
- ❑ Since it takes time to send and receive large amounts of data over BLE connection, this API cannot be used with BLE connection.
- ❑ Connect to only Printer class when executing this API.
- ❑ When updating the firmware by executing this API, note the following points:
 - The time required to update depends on the interface.
 - About 15 minutes for a network connection
 - About 85 minutes for a Bluetooth connection
 - You cannot stop the update once it has started.
 - Check that the smart device is charged sufficiently.
 - Check that no errors have occurred in the printer.
 - Check that the printer's communication status is in good condition.
 - Do not operate the smart device while updating the firmware.
 - Do not disconnect the connection cable and power cable while updating the firmware.
 - Do not sleep the smart device while updating the firmware.

updateFirmware[Obsolete]

Downloads the firmware image from the server, and instructs writing of the firmware image to the printer. Execute [verifyUpdate](#) after executing this API, and make sure the printer firmware has been rewritten to the specified firmware image.

The return value of this API is the result of execution of the instruction to write the firmware image to the printer. It is not the execution result of the overall firmware update.

The progress or execution result of this API is notified to the callback method specified in the delegate parameter.

Syntax

```
- (int) updateFirmware: (Epos2FirmwareInfo *)
    targetFirmwareInfo
    delegate: (id<Epos2FirmwareUpdateDelegate>) delegate;
```

Parameter

targetFirmwareInfo

Specifies the firmware image of the version to be applied to the printer from the list acquired in [downloadFirmwareList](#).

delegate

Registers the callback method that returns the progress or execution result of this API.

- Acquires the progress status

```
- (void) onFirmwareUpdateProgress:(NSString *)task
    progress:(float)progress;
```

task

The name of the process being executed is stored.

Name	Description
Prepare	Preparing.
Download Firmware	Downloading the firmware image from the server.
Sending firmware image	Sending the downloaded firmware image to the printer.

progress

A value from 0.0 to 1.0 is stored depending on the progress of the process being executed.

- Acquires the execution result
 - (void) onFirmwareUpdate:(int)code
maxWaitTime:(int)maxWaitTime;

☐ code

The processing result is stored.

Error status	Description
EPOS2_CODE_SUCCESS	Processed successfully.
EPOS2_CODE_ERR_DIFFERENT_MODEL	The corresponding model of the firmware image specified in targetFirmwareInfo, and the model name of the connected printer are different.
EPOS2_CODE_ERR_PARAM	An invalid parameter was passed.
EPOS2_CODE_ERR_MEMORY	Necessary memory could not be allocated.
EPOS2_CODE_ERR_CONNECT	Failed to communicate with the printer or the server.
EPOS2_CODE_ERR_TIMEOUT	The process did not end within the specified time period.
EPOS2_CODE_ERR_DATA_CORRUPTED	The firmware image is corrupted.
EPOS2_CODE_ERR_PROCESSING	Could not run the process.
EPOS2_CODE_ERR_ILLEGAL	This API was called while no communication had been started.
EPOS2_CODE_ERR_FAILURE	An unknown error occurred.

☐ maxWaitTime

The maximum wait time until the completion of writing of the firmware image is stored.

Return value

Error status	Description
EPOS2_SUCCESS	The function was executed successfully.
EPOS2_ERR_PARAM	An invalid parameter was passed.
EPOS2_ERR_FAILURE	An unknown error occurred.

Supplementary explanation

- ☐ This API can be used in an environment that can be connected to both the Internet and the printer.
- ☐ This API cannot be used simultaneously with other APIs.
After executing this API, do not execute any other API until the callback is returned.
- ☐ Do not turn off the power supply to the printer while executing this API.
- ☐ Immediately after starting the printer, do not execute this API until the LED is lit.
Execution takes time, and a timeout error may occur.

- ❑ Communication with the printer disconnects as the printer automatically restarts during execution of this API. Reconnect as necessary.
In a network environment that uses DHCP, the IP address may change due to restart of the printer. In such a case, search for the printer using [Epos2Discovery Class](#) and reconnect.
- ❑ This API can be used in the system configuration of the TM printer model and customer display model. With the system configuration of the TM Printer + DM-D + barcode scanner model, this API can be used when connecting via Bluetooth or USB.
- ❑ This API cannot be used with SSL/TLS communication.
- ❑ Since it takes time to send and receive large amounts of data over BLE connection, this API cannot be used with BLE connection.
- ❑ Connect to only Printer class when executing this API.
- ❑ When updating the firmware by executing this API, note the following points:
 - The time required to update depends on the interface.
 - About 15 minutes for a network connection
 - About 85 minutes for a Bluetooth connection
 - You cannot stop the update once it has started.
 - Check that the smart device is charged sufficiently.
 - Check that no errors have occurred in the printer.
 - Check that the printer's communication status is in good condition.
 - Do not operate the smart device while updating the firmware.
 - Do not disconnect the connection cable and power cable while updating the firmware.
 - Do not sleep the smart device while updating the firmware.

forceRecover

Forcibly sends the error recovery command from a recoverable error status (example: auto cutter error).

For details on recoverable errors, refer to the Technical Reference Guide of each printer.

The return value of this API is the result of sending data to the devices.

The processing result of the devices using this API is returned to the callback method set by the [setReceiveEventDelegate](#) API of the Epos2Printer class.

Syntax

```
- (int) forceRecover:(long) timeout;
```

Parameter

timeout

Specifies the timeout period before completion of command transmission in milliseconds.

Value	Description
Integer from 0 to 600000	Timeout period (in milliseconds)
EPOS2_PARAM_DEFAULT	Specifies the default value (10000).

Return value

Error status	Description
EPOS2_SUCCESS	The function was executed successfully.
EPOS2_ERR_MEMORY	Necessary memory could not be allocated.
EPOS2_ERR_FAILURE	An unknown error occurred.
EPOS2_ERR_PROCESSING	Could not run the process.
EPOS2_ERR_ILLEGAL	This API was called while no communication had been started.

Supplementary explanation

- ❑ After recovering from a recoverable error, the buffer of the printer is reset.
- ❑ For TM-H6000V, the “Command execution during offline” setting must be enabled.
Refer to TM-H6000V Utility User’s Manual for more information.
- ❑ Available during ePOS-Device XML control.

forcePulse

Forcibly sends the drawer kick command.

The return value of this API is the result of sending data to the devices.

The processing result of the devices using this API is returned to the callback method set by the [setReceiveEventDelegate](#) API of the Epos2Printer class.

Syntax

```
- (int) forcePulse:(int)drawer pulseTime:(int)pulseTime
  timeout:(long)timeout;
```

Parameter

drawer

Specifies the drawer kick connector.

Value	Description
EPOS2_DRAWER_2PIN	Drawer kick connector pin No.2
EPOS2_DRAWER_5PIN	Drawer kick connector pin No.5
EPOS2_PARAM_DEFAULT	Specifies the default (drawer kick connector pin No.2).

time

Specifies the on time of the drawer kick signal.

Value	Description
EPOS2_PULSE_100	100-msec signal
EPOS2_PULSE_200	200-msec signal
EPOS2_PULSE_300	300-msec signal
EPOS2_PULSE_400	400-msec signal
EPOS2_PULSE_500	500-msec signal
EPOS2_PARAM_DEFAULT	Specifies the default (100-msec signal).

timeout

Specifies the timeout period before completion of command transmission in milliseconds.

Value	Description
Integer from 0 to 600000	Timeout period (in milliseconds)
EPOS2_PARAM_DEFAULT	Specifies the default value (10000).

Return value

Error status	Description
EPOS2_SUCCESS	The function was executed successfully.
EPOS2_ERR_PARAM	An invalid parameter was passed.
EPOS2_ERR_MEMORY	Memory necessary for processing could not be allocated.
EPOS2_ERR_FAILURE	An unknown error occurred.
EPOS2_ERR_PROCESSING	Could not run the process.
EPOS2_ERR_ILLEGAL	This API was called while no communication had been started.

Supplementary explanation

- ❑ The drawer and optional external buzzer cannot be connected simultaneously.
- ❑ For TM-H6000V, the “Command execution during offline” setting must be enabled.
Refer to TM-H6000V Utility User’s Manual for more information.
- ❑ Available during ePOS-Device XML control.

forceStopSound

Forcibly sends the buzzer sound command.

The return value of this API is the result of sending data to the devices.

The processing result of the devices using this API is returned to the callback method set by the [setReceiveEventDelegate](#) API of the Epos2Printer class.

Syntax

```
- (int) forceStopSound:(long)timeout;
```

Parameter

timeout

Specifies the timeout period before completion of command transmission in milliseconds.

Value	Description
Integer from 0 to 600000	Timeout period (in milliseconds)
EPOS2_PARAM_DEFAULT	Specifies the default value (10000).

Return value

Error status	Description
EPOS2_SUCCESS	The function was executed successfully.
EPOS2_ERR_PARAM	An invalid parameter was passed.
EPOS2_ERR_MEMORY	Memory necessary for processing could not be allocated.
EPOS2_ERR_FAILURE	An unknown error occurred.
EPOS2_ERR_PROCESSING	Could not run the process.
EPOS2_ERR_ILLEGAL	This API was called while no communication had been started.

Supplementary explanation

- ❑ The drawer and optional external buzzer cannot be connected simultaneously.
- ❑ This API cannot be used if the printer is not equipped with a buzzer.
- ❑ For TM-H6000V, the “Command execution during offline” setting must be enabled.
Refer to TM-H6000V Utility User’s Manual for more information.
- ❑ Available during ePOS-Device XML control.

forceCommand

Forcibly sends the ESC/POS command.

The return value of this API is the result of sending data to the devices.

The processing result of the devices using this API is returned to the callback method set by the [setReceiveEventDelegate](#) API of the Epos2Printer class.

Syntax

```
- (int) forceCommand:(NSData *)data timeout:(long)timeout;
```

Parameter

data

Forcibly sends the ESC/POS command.

Specifies the binary data.

timeout

Specifies the timeout period before completion of command transmission in milliseconds.

Value	Description
Integer from 0 to 600000	Timeout period (in milliseconds)
EPOS2_PARAM_DEFAULT	Specifies the default value (10000).

Return value

Error status	Description
EPOS2_SUCCESS	The function was executed successfully.
EPOS2_ERR_PARAM	An invalid parameter was passed.
EPOS2_ERR_MEMORY	Memory necessary for processing could not be allocated.
EPOS2_ERR_FAILURE	An unknown error occurred.
EPOS2_ERR_PROCESSING	Could not run the process.
EPOS2_ERR_ILLEGAL	This API was called while no communication had been started.

Supplementary explanation

- ❑ For TM-H6000V, the “Command execution during offline” setting must be enabled.
Refer to TM-H6000V Utility User’s Manual for more information.
- ❑ Available during ePOS-Device XML control.

forceReset

Forcibly sends the printer reset command.

The return value of this API is the result of sending data to the devices.

The processing result of the devices using this API is returned to the callback method set by the [setReceiveEventDelegate](#) API of the Epos2Printer class.

Syntax

```
- (int) forceReset:(long)timeout;
```

Parameter

timeout

Specifies the timeout period before completion of command transmission in milliseconds.

Value	Description
Integer from 0 to 600000	Timeout period (in milliseconds)
EPOS2_PARAM_DEFAULT	Specifies the default value (10000).

Return value

Error status	Description
EPOS2_SUCCESS	The function was executed successfully.
EPOS2_ERR_MEMORY	Necessary memory could not be allocated.
EPOS2_ERR_FAILURE	An unknown error occurred.
EPOS2_ERR_PROCESSING	Could not run the process.
EPOS2_ERR_ILLEGAL	This API was called while no communication had been started.

Supplementary explanation

- ❑ For TM-H6000V, the “Command execution during offline” setting must be enabled.
Refer to TM-H6000V Utility User’s Manual for more information.
- ❑ Available during ePOS-Device XML control.

setStatusChangeEventDelegate

Registers a callback method for a status change event.

Syntax

```
- (void) setStatusChangeEventDelegate:
(id<Epos2PtrStatusChangeDelegate>)delegate;
```

Parameter

delegate

Specifies an object conforming to the Epos2PtrStatusChangeDelegate protocol.

Protocol declaration

```
@protocol Epos2PtrStatusChangeDelegate <NSObject>
@required
- (void) onPtrStatusChange:(Epos2Printer *)printerObj
eventType:(int) eventType;
@end
```

Parameter

printerObj

The callback source object is stored.

eventType

The type of the event that occurred is stored.

Event type	Description
EPOS2_EVENT_ONLINE	Online
EPOS2_EVENT_OFFLINE	Offline
EPOS2_EVENT_POWER_OFF	Power off
EPOS2_EVENT_COVER_CLOSE	Cover close
EPOS2_EVENT_COVER_OPEN	Cover open
EPOS2_EVENT_PAPER_OK	Paper remains.
EPOS2_EVENT_PAPER_NEAR_END	Paper has almost run out.
EPOS2_EVENT_PAPER_EMPTY	Paper has run out.
EPOS2_EVENT_DRAWER_HIGH	<ul style="list-style-type: none"> State of drawer kick connector pin 3 = "H" (non-mobile models) Offline due to low battery (mobile models only)
EPOS2_EVENT_DRAWER_LOW	<ul style="list-style-type: none"> State of drawer kick connector pin 3 = "L" (non-mobile models) Not in offline state (mobile models only)

Event type	Description
EPOS2_EVENT_BATTERY_ENOUGH	Battery is enough.
EPOS2_EVENT_BATTERY_EMPTY	Battery has run out.
EPOS2_EVENT_REMOVAL_WAIT_PAPER	Waiting for paper removal.
EPOS2_EVENT_REMOVAL_WAIT_NONE	Not waiting for paper removal.
EPOS2_EVENT_REMOVAL_DETECT_PAPER	The paper removal sensor is detecting paper.
EPOS2_EVENT_REMOVAL_DETECT_PAPER_NONE	The paper removal sensor is not detecting paper.
EPOS2_EVENT_REMOVAL_DETECT_UNKOWN	A state that is not detectable by the paper removal sensor.
EPOS2_EVENT_AUTO_RECOVER_ERROR	Automatic recovery error status
EPOS2_EVENT_AUTO_RECOVER_OK	Not automatic recovery error status.
EPOS2_EVENT_UNRECOVERABLE	Unrecoverable error occurred.

Supplementary explanation

- ❑ When this API is run multiple times, the callback method specified later takes effect.
- ❑ If nil is specified in delegate when calling this API, the registered callback method is canceled.
- ❑ EVENT_BATTERY-related statuses are only notified for mobile models.
- ❑ To obtain EVENT_REMOVAL_WAIT-related statuses, enable "Paper removal standby" in Epson TM Utility.
- ❑ To get the "EVENT_REMOVAL_DETECT" related status, you need to enable the "Paper Taken Sensor Status" setting using Epson TM Utility.
- ❑ The drawer kick connector pin No.3 status returns even if the device connected to the connector is an external optional buzzer.
- ❑ In ePOS-Device XML control, when paper is removed immediately after printing on a printer equipped with a paper removal detector, the onPtrStatusChange event may not occur. To reliably detect paper removal after printing, execute the [stopMonitor](#) and [startMonitor](#) within the print completion event (onPtrReceive) to trigger the onPtrStatusChange event.
If paper has been removed, "EPOS2_EVENT_REMOVAL_DETECT_PAPER_NONE" is notified.

setReceiveEventDelegate

Registers a callback method for a response document reception event.

Syntax

```
- (void)
setReceiveEventDelegate:(id<Epos2PtrReceiveDelegate>)deleg
ate;
```

Parameter

delegate

Specifies an object conforming to the Epos2PtrReceiveDelegate protocol.

Protocol declaration

```
@protocol Epos2PtrReceiveDelegate <NSObject>
@required
- (void) onPtrReceive:(Epos2Printer *)printerObj
code:(int)code status:(Epos2PrinterStatusInfo *)status
printJobId:(NSString *)printJobId;
@end
```

Parameter

printerObj

The callback source object is stored.

code

The processing result is stored.

Error status	Description
EPOS2_CODE_SUCCESS	Print succeeded.
EPOS2_CODE_PRINTING	Printing
EPOS2_CODE_ERR_AUTORECOVER	Automatic recovery error occurred.
EPOS2_CODE_ERR_COVER_OPEN	Cover open error occurred.
EPOS2_CODE_ERR_CUTTER	Auto cutter error occurred.
EPOS2_CODE_ERR_MECHANICAL	Mechanical error occurred.
EPOS2_CODE_ERR_EMPTY	No paper is left in the roll paper end detector.
EPOS2_CODE_ERR_UNRECOVERABLE	Unrecoverable error occurred.
EPOS2_CODE_ERR_FAILURE	Error exists in the requested document syntax.
EPOS2_CODE_ERR_NOT_FOUND	Printer specified by the device ID does not exist.
EPOS2_CODE_ERR_SYSTEM	Error occurred with the printing system.

Error status	Description
EPOS2_CODE_ERR_PORT	Error was detected with the communication port.
EPOS2_CODE_ERR_TIMEOUT	Print timeout occurred.
EPOS2_CODE_ERR_JOB_NOT_FOUND	Specified print job ID does not exist.
EPOS2_CODE_ERR_SPOOLER	Print queue is full.
EPOS2_CODE_ERR_BATTERY_LOW	Battery has run out.
EPOS2_CODE_ERR_TOO_MANY_REQUESTS	The number of print jobs sent to the printer has exceeded the allowable limit.
EPOS2_CODE_ERR_REQUEST_ENTITY_TOO_LARGE	The size of the print job data exceeds the capacity of the printer.
EPOS2_CODE_ERR_WAIT_REMOVAL	Print command sent while waiting for paper removal.

status

Status at the timing when the process was run is stored as the Epos2PrinterStatusInfo type.

printJobId

- ❑ When the spooler function has been enabled, a print job ID is stored.
- ❑ When the spooler function is disabled, nil is stored.

Supplementary explanation

- ❑ When this API is run multiple times, the callback method specified later takes effect.
- ❑ If nil is specified in delegate when calling this API, the registered callback method is canceled.
- ❑ When a communication error occurs during ePOS-Device XML control, communication disconnection is not notified.
To notify the disconnection event, implement the [setConnectionEventDelegate](#).
- ❑ When controlling multiple printers at a time, identify which printer has finished printing by comparing the Printer object in the caller and the printerObj parameter.
- ❑ Check the details of automatic recovery errors and unrecoverable errors in [getStatus](#).

setGetPrinterSettingExDelegate

Registers a callback method for an event to notify the processing result of the devices from execution of the [getPrinterSettingEx](#) API.

Syntax

```
- (void)
setGetPrinterSettingExDelegate:(id<Epos2PrinterGetPrinterSettingExDelegate>)delegate;
```

Parameter

delegate

Specifies an object conforming to the Epos2PrinterGetPrinterSettingExDelegate protocol.

Protocol declaration

```
@protocol Epos2PtrGetPrinterSettingExDelegate <NSObject>
@required
- (void) onGetPrinterSettingEx:(Epos2Printer *)printerObj
code:(int)code jsonString:(NSString *)jsonString;
@end
```

Parameter

printerObj

The callback source object is stored.

code

The processing result is stored.

Error status	Description
EPOS2_CODE_SUCCESS	Successful
EPOS2_CODE_ERR_PORT	Error was detected with the communication port.
EPOS2_CODE_ERR_TIMEOUT	Processing did not end within the specified time period.
EPOS2_CODE_ERR_AUTORECOVER	Automatic recovery error occurred.
EPOS2_CODE_ERR_UNRECOVERABLE	Unrecoverable error occurred.
EPOS2_CODE_ERR_CUTTER	Auto cutter error occurred.
EPOS2_CODE_ERR_MECHANICAL	Mechanical error occurred.
EPOS2_CODE_ERR_DEVICE_BUSY	Used by other connection target.
EPOS2_CODE_ERR_INVALID_PASSWORD	Does not match with the administrator password in the printer.
EPOS2_CODE_ERR_SSL_CERTIFICATION	Certificate validation failed.

Error status	Description
EPOS2_CODE_ERR_FAILURE	An unknown error occurred.

jsonString

The acquired set value of the printer setting is stored in the JSON format.

Refer to JSON_Spec_sheet_revx.pdf included in the package for more information.

Supplementary explanation

- ❑ When this API is run multiple times, the callback method specified later takes effect.
- ❑ If nil is specified in delegate when calling this API, the registered callback method is canceled.
- ❑ If the code is other than EPOS2_CODE_SUCCESS, "" (blank character) is stored in jsonString.
- ❑ If the [getPrinterSettingEx](#) API is executed in a non-supported printer, EPOS2_CODE_SUCCESS is stored in code, and "" (blank character) is stored in jsonString.

setSetPrinterSettingExDelegate

Registers a callback method for an event to notify the processing result of the devices from execution of the [setPrinterSettingEx\[Obsolete2\]](#) API.

Syntax

```
- (void)
setSetPrinterSettingExDelegate:(id<Epos2PrinterSetPrinterSettingExDelegate>)delegate;
```

Parameter

delegate

Specifies an object conforming to the Epos2PrinterSetPrinterSettingExDelegate protocol.

Protocol declaration

```
@protocol Epos2PtrSetPrinterSettingExDelegate <NSObject>
@required
- (void) onSetPrinterSettingEx:(Epos2Printer *)printerObj
code:(int)code;
@end
```

Parameter

printerObj

The callback source object is stored.

code

The processing result is stored.

Error status	Description
EPOS2_CODE_SUCCESS	Successful
EPOS2_CODE_ERR_PORT	Error was detected with the communication port.
EPOS2_CODE_ERR_MEMORY	Sufficient memory required for processing could not be allocated.
EPOS2_CODE_ERR_TIMEOUT	Processing did not end within the specified time period.
EPOS2_CODE_ERR_AUTORECOVER	Automatic recovery error occurred.
EPOS2_CODE_ERR_UNRECOVERABLE	Unrecoverable error occurred.
EPOS2_CODE_ERR_CUTTER	Auto cutter error occurred.
EPOS2_CODE_ERR_MECHANICAL	Mechanical error occurred.
EPOS2_CODE_ERR_DEVICE_BUSY	Used by other connection target.
EPOS2_CODE_ERR_RECOVERY_FAILURE	Failed to recover the printer.

Error status	Description
EPOS2_CODE_ERR_JSON_FORMAT	Invalid JSON format.
EPOS2_CODE_ERR_INVALID_PASSWORD	Does not match with the administrator password in the printer.
EPOS2_CODE_ERR_SSL_CERTIFICATION	Certificate validation failed.
EPOS2_CODE_ERR_FAILURE	An unknown error occurred.

Supplementary explanation

- ❑ When this API is run multiple times, the callback method specified later takes effect.
- ❑ If nil is specified in delegate when calling this API, the registered callback method is canceled.
- ❑ When controlling multiple printers, compare the call source Printer object and the printerObj parameter, and identify the printer that has settings complete.
- ❑ If the [setPrinterSettingEx](#) API is executed in a non-supported printer, EPOS2_CODE_SUCCESS is stored in code, but printer settings will not be executed.

setVerifyPasswordDelegate

Registers a callback method for an event to notify the processing result of the devices from execution of the [verifyPassword](#) API.

Syntax

```
- (void)
setVerifyPasswordDelegate:(id<Epos2PrinterVerifyPasswordD
elegate>)delegate;
```

Parameter

delegate

Specifies an object conforming to the Epos2PrinterVerifyPasswordDelegate protocol.

Protocol declaration

```
@protocol Epos2PrinterVerifyPasswordDelegate <NSObject>
@required - (void) onVerifyPassword:(Epos2Printer *)
printerObj \ code:(int)code;
@end
```

Parameter

printerObj

The callback source object is stored.

code

The processing result is stored.

Error status	Description
EPOS2_CODE_SUCCESS	Successful
EPOS2_CODE_ERR_PORT	Error was detected with the communication port.
EPOS2_CODE_ERR_TIMEOUT	Processing did not end within the specified time period.
EPOS2_CODE_ERR_AUTORECOVER	Automatic recovery error occurred.
EPOS2_CODE_ERR_UNRECOVERABLE	Unrecoverable error occurred.
EPOS2_CODE_ERR_CUTTER	Auto cutter error occurred.
EPOS2_CODE_ERR_MECHANICAL	Mechanical error occurred.
EPOS2_CODE_ERR_DEVICE_BUSY	Used by other connection target.
EPOS2_CODE_NO_PASSWORD	No administrator password is set for the printer.
EPOS2_CODE_ERR_INVALID_PASSWORD	Does not match with the administrator password in the printer.
EPOS2_CODE_ERR_SSL_CERTIFICATION	Certificate validation failed.

Error status	Description
EPOS2_CODE_ERR_FAILURE	An unknown error occurred.

Supplementary explanation

- ❑ When this API is run multiple times, the callback method specified later takes effect.
- ❑ If nil is specified in delegate when calling this API, the registered callback method is canceled.

interval

Updates the printer status (EPOS2_EVENT_POWER_OFF event) and specifies a notification interval. <obsolete>

Syntax

Setter

-(int) setInterval:(long) interval

Getter

-(long) getInterval

Value

Updates the printer status (EPOS2_EVENT_POWER_OFF event) and specifies a notification interval. The default value is 3,000.

Value	Description
Integer from 1000 to 60000	Interval to update the printer status (in milliseconds).
EPOS2_PARAM_DEFAULT	Specifies the default value (3,000).

Return value

Error status	Description
EPOS2_SUCCESS	The function was executed successfully.
EPOS2_ERR_PARAM	An invalid parameter was passed.

Supplementary explanation

Events other than EPOS2_EVENT_POWER_OFF are updated and notified at an interval of less than 1 second. The update interval cannot be changed.

Epos2LFCPrinter class

initWithPrinterSeries

Initializes the Epos2LFCPrinter class.

The Epos2LFCPrinter class can be used if the following conditions are met.

- Send print data even while the printer is waiting for paper to be removed.
- Control a single printer from multiple smart devices.

Please note the capacity of the print data to be sent. If print data is sent while the printer is waiting for paper removal, the data will be stored in the printer's buffer, but if the buffer fills up before the paper is removed, the data may not be printed correctly.

When a single printer is controlled from multiple smart devices, print completion notifications ([setPrintCompleteEventDelegate](#)) may not be notified.

See the Application Guide for typical use cases.

Syntax

```
- (id) initWithPrinterSeries:(int)printerSeries lang:(int)lang;
```

Parameter

printerSeries

Specifies the target printer model.

Value	Description
EPOS2_TM_L100	TM-L100

lang

Specifies the language of the printer.

Value	Description
EPOS2_MODEL_ANK	ANK model
EPOS2_MODEL_CHINESE	Simplified Chinese model
EPOS2_MODEL_TAIWAN	Taiwan model
EPOS2_MODEL_KOREAN	Korean model
EPOS2_MODEL_THAI	Thai model
EPOS2_MODEL_SOUTHASIA	South Asian model

Return value

If the process succeeds, an initialized Epos2Printer class instance will be returned.

If the process fails, nil will be returned. The process may fail due to the following reasons:

Error status	Description
EPOS2_ERR_PARAM	An invalid parameter was specified.
EPOS2_ERR_MEMORY	Memory could not be allocated.
EPOS2_ERR_UNSUPPORTED	A model name or language not supported was specified.

Supplementary explanation

When iterating a process, be sure to generate and destroy instances outside the iterated process and not iterate the process at a short interval.

Memory releasing by the OS may affect the process of the Epson ePOS SDK, resulting in an invalid operation.

connect

Starts communication with the printer.

Syntax

```
- (int) connect:(NSString *)target timeout:(long)timeout;
```

Parameter

target

Specifies the method of connecting to the printer by a character string.

Specify the connection method using the following syntax.

<connection type>:<identifier>

I/F	Connection type	Identifier	Example
Wi-Fi/Ethernet	"TCP"	<ul style="list-style-type: none"> IP address in IPv4 format MAC address Printer host name 	"TCP:192.168.192.168"

timeout

Specifies the maximum time (in milliseconds) to wait for communication with the printer to be established.

Value	Description
Integer from 1000 to 300000	Maximum wait time before an error is returned (in milliseconds).
EPOS2_PARAM_DEFAULT	Specifies the default value (15000).

Return value

The result of the API is returned.

Error status	Description
EPOS2_SUCCESS	The function was executed successfully.
EPOS2_ERR_PARAM	An invalid parameter was passed.
EPOS2_ERR_CONNECT	Failed to open the device.
EPOS2_ERR_TIMEOUT	Failed to communicate with the devices within the specified time. The printer's buffer is full.
EPOS2_ERR_ILLEGAL	Tried to start communication with a printer with which communication had been already established.
EPOS2_ERR_MEMORY	Necessary memory could not be allocated.
EPOS2_ERR_FAILURE	An unknown error occurred.
EPOS2_ERR_TYPE_INVALID	The device type is different.

Supplementary explanation

- ❑ This API is not executed on the main thread. Execute it on the sub-thread.
- ❑ When communication with the printer is no longer necessary, be sure to call [disconnect](#) to terminate it.
- ❑ When operating with multiple printers connected in a multi-threaded manner, this API and [disconnect](#) cannot be executed on other printers until this API has been processed. Please wait for this API to finish before executing it.
- ❑ The printer status is returned to the event registered with the Epos2LFCPrinter class.
- ❑ If you are using DHCP to assign the IP address of the printer, specify the MAC address of the printer as the identifier.
- ❑ Devices other than printers are exclusively locked.
- ❑ While connecting to a single printer using the Epos2LFCPrinter class, do not use classes other than [Epos2Log class](#) and [Epos2Discovery class](#) for the same printer. While connecting to a single printer using a class other than [Epos2Log class](#) and [Epos2Discovery class](#), do not use Epos2LFCPrinter class for the same printer.

disconnect

Ends communication with the printer.

Syntax

- (int) disconnect;

Return value

The result of the API is returned.

Error status	Description
EPOS2_SUCCESS	The function was executed successfully.
EPOS2_ERR_ILLEGAL	Tried to end communication where it had not been established.
EPOS2_ERR_MEMORY	Necessary memory could not be allocated.
EPOS2_ERR_FAILURE	An unknown error occurred.
EPOS2_ERR_DISCONNECT	Failed to disconnect the device.

Supplementary explanation

- ❑ This API is not executed on the main thread. Execute it on the sub-thread.
- ❑ When operating with multiple printers connected in a multi-threaded manner, this API and [connect](#) cannot be executed on other printers until this API has been processed. Please wait for this API to finish before executing it.

startMonitor

Enables printer status event notification.

Acquires and updates the printer status and notifies the callback function registered in [setLFCStatusChangeEventDelegate](#).

Syntax

- (int) startMonitor;

Return value

Error status	Description
EPOS2_SUCCESS	The function was executed successfully.
EPOS2_ERR_ILLEGAL	This API was called while no communication had been started.

Supplementary explanation

- ❑ Use this API after starting a communication with the printer (after executing the [connect](#) API).
- ❑ This API is not executed on the main thread. Execute it on the sub-thread.
- ❑ All ASB information that has changed during the update interval is notified.

stopMonitor

Disables status events.

Syntax

- (int)stopMonitor;

Return value

Error status	Description
EPOS2_SUCCESS	The function was executed successfully.
EPOS2_ERR_ILLEGAL	This API was called while no communication had been started.

getStatus

Acquires the current status information.

Syntax

```
- (Epos2LFCPrinterStatusInfo *) getStatus;
```

Return value

The current status is returned in the Epos2LFCPrinterStatusInfo type.

The following status information is stored in the object as a member.

Printer status	Status	Description
connection: Connection status	EPOS2_TRUE	Connected
	EPOS2_FALSE	Status is unknown.
online: Online status	EPOS2_TRUE	Online
	EPOS2_FALSE	Offline
	EPOS2_UNKNOWN	Status is unknown.
coverOpen: Cover status	EPOS2_TRUE	Cover is open.
	EPOS2_FALSE	Cover is closed.
	EPOS2_UNKNOWN	Status is unknown.
paper: Paper status	EPOS2_PAPER_OK	Paper remains.
	EPOS2_PAPER_NEAR_END	Paper is running out.
	EPOS2_PAPER_EMPTY	Paper has run out.
	EPOS2_UNKNOWN	Status is unknown.
paperFeed: Paper feed	EPOS2_TRUE	Paper feed in progress
	EPOS2_FALSE	Stopped
	EPOS2_UNKNOWN	Status is unknown.
panelSwitch: Panel switch (Feed button) status	EPOS2_SWITCH_ON	Pressed
	EPOS2_SWITCH_OFF	Not pressed
	EPOS2_UNKNOWN	Status is unknown.
drawer: Offline status due to the battery level (Mobile models)	EPOS2_DRAWER_HIGH	Offline due to low battery level
	EPOS2_DRAWER_LOW	Not offline
	EPOS2_UNKNOWN	Status is unknown.
drawer: Drawer kick connector pin No.3 status (except for the Mobile models)	EPOS2_DRAWER_HIGH	High
	EPOS2_DRAWER_LOW	Low
	EPOS2_UNKNOWN	Status is unknown.

Printer status	Status	Description
errorStatus: Error status	EPOS2_NO_ERR	Normal
	EPOS2_MECHANICAL_ERR	Mechanical error occurred.
	EPOS2_AUTOCUTTER_ERR	Auto cutter error occurred.
	EPOS2_UNRECOVER_ERR	Unrecoverable error occurred.
	EPOS2_AUTORECOVER_ERR	Automatic recovery error occurred.
	EPOS2_UNKNOWN	Status is unknown.
autoRecoverError: Automatic recovery error status	EPOS2_HEAD_OVERHEAT	Head overheat error
	EPOS2_MOTOR_OVERHEAT	Motor driver IC overheat error
	EPOS2_BATTERY_OVERHEAT	Battery overheat error
	EPOS2_WRONG_PAPER	Paper error
	EPOS2_COVER_OPEN	Cover is open.
	EPOS2_UNKNOWN	Status is unknown.
buzzer: Built-in buzzer sound status	EPOS2_TRUE	Sounding (Applicable printer only)
	EPOS2_FALSE	Stopped (Applicable printer only)
	EPOS2_UNKNOWN	Status is unknown.
buzzer: Optional external buzzer sound status	EPOS2_TRUE	Always this status
adapter: AC adapter connection status	EPOS2_TRUE	Connected
	EPOS2_FALSE	Disconnected
	EPOS2_UNKNOWN	Status is unknown.
batteryLevel: Remaining battery capacity	EPOS2_BATTERY_LEVEL_6	Remaining battery capacity 6
	EPOS2_BATTERY_LEVEL_5	Remaining battery capacity 5
	EPOS2_BATTERY_LEVEL_4	Remaining battery capacity 4
	EPOS2_BATTERY_LEVEL_3	Remaining battery capacity 3
	EPOS2_BATTERY_LEVEL_2	Remaining battery capacity 2
	EPOS2_BATTERY_LEVEL_1	Remaining battery capacity 1 (almost run out)
	EPOS2_BATTERY_LEVEL_0	Remaining battery capacity 0 (run out)
	EPOS2_UNKNOWN	Status is unknown.

Printer status	Status	Description
removalWaiting: Paper removal wait status	EPOS2_REMOVAL_WAIT_PAPER	Waiting for removal.
	EPOS2_REMOVAL_WAIT_NONE	Not waiting for removal.
	EPOS2_UNKNOWN	Status is unknown.

Supplementary explanation

- ❑ This API is not executed on the main thread. Execute it on the sub-thread.
- ❑ If this API is called while communication is not available, printer states other than "connection" will be set to "EPOS2_UNKNOWN".
- ❑ The status object is set to the status at the timing of execution of this API and will not be updated.
- ❑ If this function is executed within a callback function, nil will be returned.
- ❑ The drawer kick connector pin No.3 status returns even if the device connected to the connector is an external optional buzzer.

sendLFCData

Sends the print command.

The return value of this API is the result of sending data to the devices.

When data transmission to the device by this API is completed, the ID, etc. specified in the jobNumber parameter is notified to the callback method set in the [setSendCompleteEventDelegate](#) API of the Epos2LFCPrinter class.

When printing by this API is completed, the ID, etc. specified in the jobNumber parameter is notified to the callback method set in the [setPrintCompleteEventDelegate](#) API of the Epos2LFCPrinter class.

This API sends data buffered by an add-type API (e.g., [addText](#)).

Syntax

```
- (int) sendLFCData:(long)timeout
  jobNumber:(long)jobNumber;
```

Parameter

timeout

Specifies the timeout period before completion of sending in milliseconds.

Value	Description
Integer from 5000 to 600000	Timeout period (in milliseconds)
EPOS2_PARAM_DEFAULT	Specifies the default value (10000).

jobNumber

Specifies the ID to be assigned to a print job.

Value	Description
Integer from 0 to 4095	Job ID

Return value

Error status	Description
EPOS2_SUCCESS	The function was executed successfully.
EPOS2_ERR_PARAM	An invalid parameter was passed.
EPOS2_ERR_MEMORY	Necessary memory could not be allocated.
EPOS2_ERR_FAILURE	An unknown error occurred.
EPOS2_ERR_ILLEGAL	The control commands have not been buffered. This API was called while no communication had been started.

Supplementary explanation

- ❑ If this API is called while communication is not available, printer states other than "connection" will be set to "EPOS2_UNKNOWN".
- ❑ The status object is set to the status at the timing of execution of this API and will not be updated.

- ❑ If this function is executed within a callback function, nil will be returned.
- ❑ When data exceeding the size of the printer's buffer is sent, EPOS2_CODE_ERR_TIMEOUT is returned to [setSendCompleteEventDelegate](#).
If the EPOS2_CODE_ERR_TIMEOUT error occurs, the data sent may not be printed.
Remove the printed paper to release the printer from the paper removal waiting state.
If the error is not cleared after removing the paper, restart the printer.
- ❑ When the printer is turned off (restarted), the print data stored in the printer's buffer is deleted.
- ❑ If an error occurs during printing, printing resumes when the error is cleared.

setLFCStatusChangeEventDelegate

Registers a callback method for a status change event.

Syntax

```
- (void)
setLFCStatusChangeEventDelegate:(id<Epos2LFCStatusChangeEventDelegate>)delegate;
```

Parameter

delegate

Specifies an object conforming to the Epos2LFCStatusChangeEventDelegate protocol.

Protocol declaration

```
@required
- (void) onLFCStatusChange:(Epos2LFCPrinter *)EPOS2_Obj
eventType:(int) eventType;
@end
```

Parameter

printerObj

The callback source object is stored.

eventType

The type of the event that occurred is stored.

Event type	Description
EPOS2_EVENT_ONLINE	Online
EPOS2_EVENT_OFFLINE	Offline
EPOS2_EVENT_POWER_OFF	Power off
EPOS2_EVENT_COVER_CLOSE	Cover close
EPOS2_EVENT_COVER_OPEN	Cover open
EPOS2_EVENT_PAPER_OK	Paper remains.
EPOS2_EVENT_PAPER_NEAR_END	Paper has almost run out.
EPOS2_EVENT_PAPER_EMPTY	Paper has run out.
EPOS2_EVENT_DRAWER_HIGH	Drawer kick connector pin No.3 status = "H"
EPOS2_EVENT_DRAWER_LOW	Drawer kick connector pin No.3 status = "L"
EPOS2_EVENT_BATTERY_ENOUGH	Battery is enough.
EPOS2_EVENT_BATTERY_EMPTY	Battery has run out.
EPOS2_EVENT_REMOVAL_WAIT_PAPER	Waiting for paper removal.

Event type	Description
EPOS2_EVENT_REMOVAL_WAIT_NONE	Not waiting for paper removal.

Supplementary explanation

- ❑ When this API is run multiple times, the callback method specified later takes effect.
- ❑ If nil is specified in delegate when calling this API, the registered callback method is canceled.
- ❑ The drawer kick connector pin No.3 status returns even if the device connected to the connector is an external optional buzzer.

setSendCompleteEventDelegate

Registers a callback method for data transmission completion events.

Syntax

```
- (void)
setSendCompleteEventDelegate:(id<Epos2LFCSendCompleteD
elegate>)delegate;
```

Parameter

delegate

Specifies an object conforming to the Epos2LFCSendCompleteDelegate protocol.

Protocol declaration

```
@protocol Epos2LFCSendCompleteDelegate <NSObject>
@required
- (void) onSendComplete:(Epos2LFCPrinter *)lfcPrinterObj
jobNumber:(long)jobNumber code:(int)code
status:(Epos2LFCPrinterStatusInfo *)status
@end
```

Parameter

lfcPrinterObj

The callback source object is stored.

jobNumber

The ID specified by [sendLFCData](#) API is stored.

code

The processing result is stored.

Error status	Description
EPOS2_CODE_SUCCESS	Data transmission succeeded.
EPOS2_CODE_ERR_AUTORECOVER	Automatic recovery error occurred.
EPOS2_CODE_ERR_COVER_OPEN	Cover open error occurred.
EPOS2_CODE_ERR_CUTTER	Auto cutter error occurred.
EPOS2_CODE_ERR_MECHANICAL	Mechanical error occurred.
EPOS2_CODE_ERR_EMPTY	No paper is left in the roll paper end detector.
EPOS2_CODE_ERR_UNRECOVERABLE	Unrecoverable error occurred.
EPOS2_CODE_ERR_PORT	Error was detected with the communication port.
EPOS2_CODE_ERR_TIMEOUT	Print timeout occurred. The printer's buffer is full.

Error status	Description
EPOS2_CODE_ERR_BATTERY_LOW	Battery has run out.

status

Status at the timing when the process was run is stored as the Epos2LFCPrinterStatusInfo type.

Supplementary explanation

- ❑ When this API is run multiple times, the callback method specified later takes effect.
- ❑ If nil is specified in delegate when calling this API, the registered callback method is canceled.
- ❑ When controlling multiple printers, compare the caller's LFCPrinter object with the lfcPrinterObj parameter to identify the printer to which the data has been sent.
- ❑ When calling the Epson ePOS SDK API on the method of this API, execute the API in a separate thread.
- ❑ If the [disconnect](#) API is called without waiting for a print completion event, the print completion method ([setPrintCompleteEventDelegate](#)) may not be notified.

setPrintCompleteEventDelegate

Registers a callback method for a print completion event.

Syntax

```
- (void)
setPrintCompleteEventDelegate:(id<Epos2LFCPrintComplete
Delegate>)delegate;
```

Parameter

delegate

Specifies an object which has a notification target method.

Protocol declaration

```
@protocol Epos2LFCPrintCompleteDelegate <NSObject>
@required
- (void) onPrintComplete:(Epos2LFCPrinter *)lfcPrinterObj
jobNumber:(long)jobNumber;
@end
```

Parameter

lfcPrinterObj

The callback source object is stored.

jobNumber

The ID specified by [sendLFCData](#) API is stored.

Supplementary explanation

- ❑ When this API is run multiple times, the callback method specified later takes effect.
- ❑ If nil is specified in delegate when calling this API, the registered callback method is canceled.
- ❑ When controlling multiple printers, compare the caller's LFCPrinter object with the lfcPrinterObj parameter to identify the printer to which the data has been sent.
- ❑ When calling the Epson ePOS SDK API on the method of this API, execute the API in a separate thread.
- ❑ If the [disconnect](#) API is called without waiting for a print completion event, the print completion method ([setPrintCompleteEventDelegate](#)) may not be notified.

Epos2HybridPrinter class

initWithLang

Initializes the Epos2HybridPrinter class.

Syntax

```
- (id) initWithLang:(int)lang;
```

Parameter

lang

Specifies the language of the printer.

Value	Description
EPOS2_MODEL_ANK	English (ANK specification)
EPOS2_MODEL_JAPANESE	Japanese
EPOS2_MODEL_CHINESE	Simplified Chinese
EPOS2_MODEL_TAIWAN	Traditional Chinese
EPOS2_MODEL_KOREAN	Korean
EPOS2_MODEL_THAI	Thai
EPOS2_MODEL_SOUTHASIA	South Asian specification

Return value

If the process succeeds, an initialized Epos2HybridPrinter class instance will be returned.

If the process fails, nil will be returned. The process may fail due to the following reasons:

Error status	Description
EPOS2_ERR_PARAM	An invalid parameter was specified.
EPOS2_ERR_MEMORY	Necessary memory could not be allocated.
EPOS2_ERR_UNSUPPORTED	A language not supported was specified.

Supplementary explanation

When iterating a process, be sure to generate and destroy instances outside the iterated process and not iterate the process at a short interval.

Memory releasing by the OS may affect the process of the Epson ePOS SDK, resulting in an invalid operation.

connect

Starts communication with the printer.

Syntax

```
- (int) connect:(NSString *)target timeout:(long)timeout;
```

Parameter

target

Specifies the method of connecting to the printer by a character string.

The connection method varies according to the system configuration.

- TM Printer Models

<connection type>:<identifier>

I/F	Connection type	Identifier	Example
Wi-Fi/Ethernet	"TCP"	<ul style="list-style-type: none"> IP address in IPv4 format MAC address Host name 	"TCP:192.168.192.168"
Bluetooth	"BT"	BD address	"BT:00:22:15:7D:70:9C"
USB	"USB"	<ul style="list-style-type: none"> USB Serial number Omitted 	"USB:00000000000000000000" "USB:"

To connect to the printer via SSL/TLS communication, specify using the following syntax.

<connection type>:<identifier>[<device ID>]

I/F	Connection type	Identifier	Example
Wi-Fi/Ethernet	"TCPS"	<ul style="list-style-type: none"> IP address in IPv4 format MAC address Host name 	"TCPS:192.168.192.168[local_printer]"

- Customer Display Models

<connection type>:<identifier>

I/F	Connection type	Identifier	Example
Wi-Fi/Ethernet	"TCP"	<ul style="list-style-type: none"> IP address in IPv4 format MAC address Host name 	"TCP:192.168.192.168"
Bluetooth	"BT"	BD address	"BT:00:22:15:7D:70:9C"

To connect to the printer via SSL/TLS communication, specify using the following syntax.

<connection type>:<identifier>[<device ID>]

I/F	Connection type	Identifier	Example
Wi-Fi/Ethernet	"TCPS"	<ul style="list-style-type: none"> IP address in IPv4 format MAC address Host name 	"TCPS:192.168.192.168[local_printer]"

timeout

Specifies the maximum time (in milliseconds) to wait for communication with the printer to be established.

Value	Description
Integer from 1000 to 300000	Maximum wait time before an error is returned (in milliseconds).
EPOS2_PARAM_DEFAULT	Specifies the default value (15000).

Return value

The result of the API is returned.

Error status	Description
EPOS2_SUCCESS	The function was executed successfully.
EPOS2_ERR_PARAM	An invalid parameter was passed.
EPOS2_ERR_CONNECT	Failed to open the device.
EPOS2_ERR_TIMEOUT	Failed to communicate with the devices within the specified time.
EPOS2_ERR_ILLEGAL	Tried to start communication with a printer with which communication had been already established. Tried to start communication with a printer during reconnection process.
EPOS2_ERR_MEMORY	Necessary memory could not be allocated.
EPOS2_ERR_FAILURE	An unknown error occurred.
EPOS2_ERR_PROCESSING	Could not run the process.
EPOS2_ERR_NOT_FOUND	The device could not be found.
EPOS2_ERR_IN_USE	The device was in use.
EPOS2_ERR_TYPE_INVALID	The device type is different.
EPOS2_ERR_RECOVERY_FAILURE	Failed to recover the printer.

Supplementary explanation

- ❑ This API is not executed on the main thread. Execute it on the sub-thread.

- ❑ When using multi-threading to connect to multiple printers or peripheral devices, this API and [disconnect](#) cannot be started for other printers or peripheral devices until this API finishes processing. Start the next process after this API finishes processing.
- ❑ The device ID is an arbitrary character string that is set when the peripheral device is registered to the TM printer (master). For details, refer to the Technical Reference Guide of each printer.
- ❑ If you specify TCPS in the connection to a printer that does not support SSL/TLS communication, ERR_PARAM is returned.
- ❑ Devices other than printers are exclusively locked.
- ❑ When EPOS2_ERR_RECOVERY_FAILURE is returned in the return value, restart the printer.

disconnect

Ends communication with the printer.

Syntax

```
- (int) disconnect;
```

Return value

The result of the API is returned.

Error status	Description
EPOS2_SUCCESS	The function was executed successfully.
EPOS2_ERR_ILLEGAL	Tried to end communication where it had not been established.
EPOS2_ERR_MEMORY	Necessary memory could not be allocated.
EPOS2_ERR_FAILURE	An unknown error occurred.
EPOS2_ERR_PROCESSING	Could not run the process. Tried to terminate communication with a printer during reconnection process.

Supplementary explanation

- ❑ This API is not executed on the main thread. Execute it on the sub-thread.
- ❑ When connected to the printer with Bluetooth, executing this API while a slip sheet is inserted by readMicrData causes the slip sheet to be ejected.
- ❑ Executing this API while waiting for paper insertion after executing [waitInsertion](#), [readMicrData](#), and [cleanMicrReader](#) cancels waiting for paper insertion.
At that time, processing result of [waitInsertion](#), [readMicrData](#), and [cleanMicrReader](#) is not notified.
- ❑ If disconnect is conducted during an application background transition event process, wait until disconnect completes.
- ❑ When using multi-threading to connect to multiple printers or peripheral devices, this API and [connect](#) cannot be started for other printers or peripheral devices until this API finishes processing. Start the next process after this API finishes processing.

startMonitor

Enables printer status event monitoring.

Acquires and updates the printer status at the interval specified by the [interval](#) property and returns it to the callback method registered by [setStatusChangeEventDelegate](#).

Syntax

```
- (int) startMonitor;
```

Return value

Error status	Description
EPOS2_SUCCESS	The function was executed successfully.
EPOS2_ERR_ILLEGAL	This API was called while no communication had been started.

Supplementary explanation

- ❑ This API is not executed on the main thread. Execute it on the sub-thread.
- ❑ During ESC/POS control, any ASB information items which have been changed during the update interval specified by the [interval](#) property are reported.
During ePOS-Device XML control, the ASB information at the time of update is reported.

stopMonitor

Disables status events.

Syntax

- (int)stopMonitor;

Return value

Error status	Description
EPOS2_SUCCESS	The function was executed successfully.
EPOS2_ERR_ILLEGAL	This API was called while no communication had been started.

getStatus

Acquires the current status information.

Syntax

```
- (Epos2HybridPrinterStatusInfo *)getStatus;
```

Return value

The current status is returned in the Epos2HybridPrinterStatusInfo type.

The following status information is stored in the object as a property.

Printer status	Status	Description
connection: Connection status	EPOS2_TRUE	Connected
	EPOS2_FALSE	Disconnected
online: Online status	EPOS2_TRUE	Online
	EPOS2_FALSE	Offline
	EPOS2_UNKNOWN	Status is unknown.
coverOpen: Cover status	EPOS2_TRUE	Cover is open.
	EPOS2_FALSE	Cover is closed.
	EPOS2_UNKNOWN	Status is unknown.
paper: Paper status	EPOS2_PAPER_OK	Paper remains.
	EPOS2_PAPER_NEAR_END	Paper is running out.
	EPOS2_PAPER_EMPTY	Paper has run out.
	EPOS2_UNKNOWN	Status is unknown.
paperFeed: Paper feed	EPOS2_TRUE	Paper feed in progress
	EPOS2_FALSE	Stopped
	EPOS2_UNKNOWN	Status is unknown.
panelSwitch: Panel switch (Feed button) status	EPOS2_SWITCH_ON	Pressed
	EPOS2_SWITCH_OFF	Not pressed
	EPOS2_UNKNOWN	Status is unknown.
drawer: Drawer kick connector pin No.3 status	EPOS2_DRAWER_HIGH	High
	EPOS2_DRAWER_LOW	Low
	EPOS2_UNKNOWN	Status is unknown.

Printer status	Status	Description
errorStatus: Error status	EPOS2_NO_ERR	Normal
	EPOS2_MECHANICAL_ERR	Mechanical error occurred.
	EPOS2_AUTOCUTTER_ERR	Auto cutter error occurred.
	EPOS2_UNRECOVER_ERR	Unrecoverable error occurred.
	EPOS2_AUTORECOVER_ERR	Automatic recovery error occurred.
	EPOS2_UNKNOWN	Status is unknown.
autoRecoverError: Automatic recovery error status	EPOS2_HEAD_OVERHEAT	Head overheat error
	EPOS2_MOTOR_OVERHEAT	Motor driver IC overheat error
	EPOS2_WRONG_PAPER	Paper error
	EPOS2_COVER_OPEN	Cover is open.
	EPOS2_UNKNOWN	Status is unknown.
insertionWaiting: Paper insertion wait status	EPOS2_INSERTION_WAIT_SLIP	Waiting for slip sheet insertion
	EPOS2_INSERTION_WAIT_VALIDATION	Waiting for validation sheet insertion
	EPOS2_INSERTION_WAIT_MICR	Waiting for slip sheet insertion
	EPOS2_INSERTION_WAIT_NONE	Not waiting for paper insertion
	EPOS2_UNKNOWN	Status is unknown.
removalWaiting: Paper removal wait status	EPOS2_REMOVAL_WAIT_PAPER	Waiting for paper removal
	EPOS2_REMOVAL_WAIT_NONE	Not waiting for paper removal
	EPOS2_UNKNOWN	Status is unknown.
slipPaper: Status of paper conveyance route for the slip mechanism	EPOS2_SLIP_PAPER_OK	Paper remains.
	EPOS2_SLIP_PAPER_EMPTY	Paper has run out.
	EPOS2_UNKNOWN	Status is unknown.

Supplementary explanation

- ❑ This API is not executed on the main thread. Execute it on the sub-thread.
- ❑ If this API is called while communication is not available, printer states other than "connection" will be set to "EPOS2_UNKNOWN."
- ❑ The status object is set to the status at the timing of execution of this API and will not be updated.
- ❑ When a head overheat error occurs, EPOS2_UNKNOWN may be returned in autoRecoverError.
- ❑ EPOS2_INSERTION_WAIT_SLIP in insertionWaiting does not distinguish between slip sheet insertion for slip printing and endorsement printing.

sendData

Sends the print command and performs printing in the print method specified by [selectPaperType](#).

The processing result of this API is returned to the callback method set by the [setReceiveEventDelegate](#) API of the Epos2HybridPrinter class.

Syntax

```
- (int) sendData:(long)timeout;
```

Parameter

timeout

Specifies the timeout period before completion of printing in milliseconds.

Value	Description
Integer from 5000 to 600000	Timeout period (in milliseconds)
EPOS2_PARAM_DEFAULT	Specifies the default value (15000).

Return value

Error status	Description
EPOS2_SUCCESS	The function was executed successfully.
EPOS2_ERR_PARAM	An invalid parameter was passed.
EPOS2_ERR_ILLEGAL	The control commands have not been buffered. This API was called while no communication had been started.
EPOS2_ERR_MEMORY	Necessary memory could not be allocated.
EPOS2_ERR_FAILURE	An unknown error occurred.
EPOS2_ERR_PROCESSING	Could not run the process.

beginTransaction

Starts a transaction.

A transaction represents a single printing task such as printing a single sheet of receipt or coupon.

After this API is called, data until the transaction is terminated by [endTransaction](#) will be regarded as a single printing task.

Syntax

- (int) beginTransaction

Return value

If the process succeeds, EPOS2_SUCCESS will be returned.

If the process fails, one of the following values be returned.

Error status	Description
EPOS2_ERR_ILLEGAL	This API was called while no communication had been started. Another transaction had been already started by this function.
EPOS2_ERR_FAILURE	An unknown error occurred.

endTransaction

Ends a transaction.

A transaction represents a single printing task such as printing a single sheet of receipt or coupon.

After [beginTransaction](#) is called, data until the transaction is terminated by this API will be regarded as a single printing task.

Syntax

```
- (int) endTransaction;
```

Return value

If the process succeeds, EPOS2_SUCCESS will be returned.

If the process fails, one of the following values be returned.

Error status	Description
EPOS2_ERR_ILLEGAL	This API was called while no communication had been started. This API was called while no transaction had been started.
EPOS2_ERR_FAILURE	An unknown error occurred.

Supplementary explanation

- ❑ This API is not executed on the main thread. Execute it on the sub-thread.
- ❑ Do not execute this API during the period from paper insertion through paper eject during slip, endorsement, validation, and MICR control.

clearCommandBuffer

Clears the command buffer.

The contents buffered in the command buffer are retained until this API is called.

Syntax

```
- (int) clearCommandBuffer;
```

Return value

Error status	Description
EPOS2_SUCCESS	The function was executed successfully.

selectPaperType

Specifies a print method.

Syntax

```
- (int) selectPaperType:(int)paperType;
```

Parameter

paperType

Specifies a print method.

Value	Description
EPOS2_PAPER_TYPE_RECEIPT	Receipt printing
EPOS2_PAPER_TYPE_SLIP	Slip printing
EPOS2_PAPER_TYPE_ENDORSE	Endorsement printing
EPOS2_PAPER_TYPE_VALIDATION	Validation printing
EPOS2_PARAM_DEFAULT	Specifies the default (receipt printing).

Return value

Error status	Description
EPOS2_SUCCESS	The function was executed successfully.
EPOS2_ERR_PARAM	An invalid parameter was passed.
EPOS2_ERR_ILLEGAL	<p>This API was called while no communication had been started.</p> <p>This API was called while waiting for paper insertion.</p> <p>This API was called while paper has already been inserted.</p> <p>This API was called while transmitting data.</p> <p>This API was called while waiting for paper removal.</p>
EPOS2_ERR_CONNECT	Communication failed.
EPOS2_ERR_UNSUPPORTED	A print method not supported by the printer was specified.

Supplementary explanation

- ❑ This API is not executed on the main thread. Execute it on the sub-thread.
- ❑ The print method specified by this API affects [waitInsertion](#) and [sendData](#) APIs.

waitInsertion

Causes the printer to wait for paper insertion.

After running this API, set the paper appropriate for the print method specified by the [selectPaperType](#).

The processing result of this API is returned to the callback method set by the [setReceiveEventDelegate](#) API of the Epos2HybridPrinter class.

Syntax

```
- (int) waitInsertion:(long)timeout;
```

Parameter

timeout

Specifies the timeout period before completion of paper insertion in milliseconds.

Value	Description
Integer from 5000 to 600000	Timeout period (in milliseconds)
EPOS2_PARAM_DEFAULT	Specifies the default value (15000).

Return value

Error status	Description
EPOS2_SUCCESS	The function was executed successfully.
EPOS2_ERR_PARAM	An invalid parameter was passed.
EPOS2_ERR_ILLEGAL	This API was called while no communication had been started.
EPOS2_ERR_MEMORY	Necessary memory could not be allocated.
EPOS2_ERR_FAILURE	An unknown error occurred.
EPOS2_ERR_PROCESSING	Could not run the process.

Supplementary explanation

This API is not executed on the main thread. Execute it on the sub-thread.

cancelInsertion

Cancels the paper insertion wait status.

The processing result of this API is returned to the callback method set by the [setReceiveEventDelegate](#) API of the Epos2HybridPrinter class.

Syntax

```
- (int)cancelInsertion;
```

Return value

If the process succeeds, EPOS2_SUCCESS will be returned.

If the process fails, one of the following values be returned.

Error status	Description
EPOS2_SUCCESS	The function was executed successfully.
EPOS2_ERR_ILLEGAL	<p>This API was called while no communication had been started.</p> <p>This API was called while receipt printing was specified as the print method.</p> <p>This API was called while not waiting for paper insertion.</p> <p>This API was called while paper has already been inserted.</p> <p>This API was called while reading MICR.</p> <p>This API was called while waiting for paper removal.</p>
EPOS2_ERR_MEMORY	Necessary memory could not be allocated.
EPOS2_ERR_FAILURE	An unknown error occurred.
EPOS2_ERR_PROCESSING	Could not run the process.

Supplementary explanation

This API is not executed on the main thread. Execute it on the sub-thread.

ejectPaper

Ejects the papers.

The processing result of this API is returned to the callback method set by the [setReceiveEventDelegate](#) API of the Epos2HybridPrinter class when the eject command has been transmitted to the printer.

Syntax

- (int)ejectPaper;

Return value

If the process succeeds, EPOS2_SUCCESS will be returned.

If the process fails, one of the following values be returned.

Error status	Description
EPOS2_SUCCESS	The function was executed successfully.
EPOS2_ERR_ILLEGAL	This API was called while no communication had been started.
EPOS2_ERR_MEMORY	Necessary memory could not be allocated.
EPOS2_ERR_FAILURE	An unknown error occurred.
EPOS2_ERR_PROCESSING	Could not run the process.

Supplementary explanation

- ❑ This API is not executed on the main thread. Execute it on the sub-thread.
- ❑ Cannot communicate with the printer until the paper ejected after receiving the callback is removed.

readMicrData

Performs read by MICR.

Inserting a slip sheet after executing this API starts reading MICR.

The processing result of this API is returned to the callback method set by the [setReceiveEventDelegate](#) API of the Epos2HybridPrinter class.

Syntax

```
- (int)readMicrData:(int)micrFont timeout:(long)timeout;
```

Parameter

micrFont

Specifies the font of characters to read.

Value	Description
EPOS2_MICR_FONT_E13B	Specifies E13B as the read font.
EPOS2_MICR_FONT_CMC7	Specifies CMC7 as the read font.
EPOS2_PARAM_DEFAULT	Specifies the default value (font E13B).

timeout

Specifies the timeout period before completion of MICR reading in milliseconds.

Value	Description
Integer from 5000 to 600000	Timeout period (in milliseconds)
EPOS2_PARAM_DEFAULT	Specifies the default value (15000).

Return value

If the process succeeds, EPOS2_SUCCESS will be returned.

If the process fails, one of the following values be returned.

Error status	Description
EPOS2_SUCCESS	The function was executed successfully.
EPOS2_ERR_PARAM	An invalid parameter was passed.
EPOS2_ERR_UNSUPPORTED	The printer is not equipped with MICR.
EPOS2_ERR_ILLEGAL	This API was called while no communication had been started.
EPOS2_ERR_MEMORY	Necessary memory could not be allocated.
EPOS2_ERR_FAILURE	An unknown error occurred.
EPOS2_ERR_PROCESSING	Could not run the process.

Supplementary explanation

This API is not executed on the main thread. Execute it on the sub-thread.

cleanMicrReader

Cleans the MICR mechanism.

Inserting a cleaning sheet after executing this API starts cleaning the MICR mechanism.

The processing result of this API is returned to the callback method set by the [setReceiveEventDelegate](#) API of the Epos2HybridPrinter class.

Syntax

```
- (int)cleanMicrReader:(long)timeout;
```

Parameter

timeout

Specifies the timeout period before completion of MICR mechanism cleaning in milliseconds.

Value	Description
Integer from 5000 to 600000	Timeout period (in milliseconds)
EPOS2_PARAM_DEFAULT	Specifies the default value (15000).

Return value

If the process succeeds, EPOS2_SUCCESS will be returned.

If the process fails, one of the following values be returned.

Error status	Description
EPOS2_SUCCESS	The function was executed successfully.
EPOS2_ERR_PARAM	An invalid parameter was passed.
EPOS2_ERR_UNSUPPORTED	The printer is not equipped with MICR.
EPOS2_ERR_ILLEGAL	This API was called while no communication had been started.
EPOS2_ERR_MEMORY	Necessary memory could not be allocated.
EPOS2_ERR_FAILURE	An unknown error occurred.
EPOS2_ERR_PROCESSING	Could not run the process.

Supplementary explanation

This API is not executed on the main thread. Execute it on the sub-thread.

forceRecover

Forcibly sends the error recovery command.

The processing result of this API is returned to the callback method set by the [setReceiveEventDelegate](#) API of the Epos2HybridPrinter class.

Syntax

```
- (int) forceRecover:(long)timeout;
```

Parameter

timeout

Specifies the timeout period before completion of command transmission in milliseconds.

Value	Description
Integer from 0 to 600000	Timeout period (in milliseconds)
EPOS2_PARAM_DEFAULT	Specifies the default value (10000).

Return value

Error status	Description
EPOS2_SUCCESS	The function was executed successfully.
EPOS2_ERR_CONNECT	Communication failed.
EPOS2_ERR_PARAM	An invalid parameter was passed.
EPOS2_ERR_MEMORY	Necessary memory could not be allocated.
EPOS2_ERR_FAILURE	An unknown error occurred.
EPOS2_ERR_PROCESSING	Could not run the process.

Supplementary explanation

- ❑ For TM-H6000V, the “Command execution during offline” setting must be enabled.
Refer to TM-H6000V Utility User’s Manual for more information.
- ❑ Available during ePOS-Device XML control.

forcePulse

Forcibly sends the drawer kick command.

The processing result of this API is returned to the callback method set by the [setReceiveEventDelegate](#) API of the Epos2HybridPrinter class.

Syntax

```
- (int) forcePulse:(int)drawer pulseTime:(int)pulseTime
  timeout:(long)timeout;
```

Parameter

drawer

Specifies the drawer kick connector.

Value	Description
EPOS2_DRAWER_2PIN	Drawer kick connector pin No.2
EPOS2_DRAWER_5PIN	Drawer kick connector pin No.5
EPOS2_PARAM_DEFAULT	Specifies the default (drawer kick connector pin No.2).

pulseTime

Specifies the on time of the drawer kick signal.

Value	Description
EPOS2_PULSE_100	100-msec signal
EPOS2_PULSE_200	200-msec signal
EPOS2_PULSE_300	300-msec signal
EPOS2_PULSE_400	400-msec signal
EPOS2_PULSE_500	500-msec signal
EPOS2_PARAM_DEFAULT	Specifies the default (100-msec signal).

timeout

Specifies the timeout period before completion of command transmission in milliseconds.

Value	Description
Integer from 0 to 600000	Timeout period (in milliseconds)
EPOS2_PARAM_DEFAULT	Specifies the default value (10000).

Return value

Error status	Description
EPOS2_SUCCESS	The function was executed successfully.

Error status	Description
EPOS2_ERR_CONNECT	Communication failed.
EPOS2_ERR_PARAM	An invalid parameter was passed.
EPOS2_ERR_MEMORY	Necessary memory could not be allocated.
EPOS2_ERR_FAILURE	An unknown error occurred.
EPOS2_ERR_PROCESSING	Could not run the process.

Supplementary explanation

- ❑ The drawer and optional external buzzer cannot be connected simultaneously.
- ❑ For TM-H6000V, the “Command execution during offline” setting must be enabled.
Refer to TM-H6000V Utility User’s Manual for more information.
- ❑ Available during ePOS-Device XML control.

forceCommand

Forcibly sends the ESC/POS command.

The processing result of this API is returned to the callback method set by the [setReceiveEventDelegate](#) API of the Epos2HybridPrinter class.

Syntax

```
- (int) forceCommand:(NSData *)data timeout:(long)timeout;
```

Parameter

data

Forcibly sends the ESC/POS command.

Specifies the binary data.

timeout

Specifies the timeout period before completion of command transmission in milliseconds.

Value	Description
Integer from 0 to 600000	Timeout period (in milliseconds)
EPOS2_PARAM_DEFAULT	Specifies the default value (10000).

Return value

Error status	Description
EPOS2_SUCCESS	The function was executed successfully.
EPOS2_ERR_CONNECT	Communication failed.
EPOS2_ERR_PARAM	An invalid parameter was passed.
EPOS2_ERR_MEMORY	Necessary memory could not be allocated.
EPOS2_ERR_FAILURE	An unknown error occurred.
EPOS2_ERR_PROCESSING	Could not run the process.

Supplementary explanation

- ❑ For TM-H6000V, the “Command execution during offline” setting must be enabled.
Refer to TM-H6000V Utility User’s Manual for more information.
- ❑ Available during ePOS-Device XML control.

forceReset

Forcibly sends the printer reset command.

The processing result of this API is returned to the callback method set by the [setReceiveEventDelegate](#) API of the Epos2HybridPrinter class.

Syntax

```
- (int) forceReset:(long)timeout;
```

Parameter

timeout

Specifies the timeout period before completion of command transmission in milliseconds.

Value	Description
Integer from 0 to 600000	Timeout period (in milliseconds)
EPOS2_PARAM_DEFAULT	Specifies the default value (10000).

Return value

Error status	Description
EPOS2_SUCCESS	The function was executed successfully.
EPOS2_ERR_CONNECT	Communication failed.
EPOS2_ERR_PARAM	An invalid parameter was passed.
EPOS2_ERR_MEMORY	Necessary memory could not be allocated.
EPOS2_ERR_FAILURE	An unknown error occurred.
EPOS2_ERR_PROCESSING	Could not run the process.

Supplementary explanation

- ❑ For TM-H6000V, the “Command execution during offline” setting must be enabled.
Refer to TM-H6000V Utility User’s Manual for more information.
- ❑ Available during ePOS-Device XML control.

paperType

Acquires the print method setting information.

Syntax

Getter

-(int) getPaperType

Value

Acquires the set print method information.

Value	Description
EPOS2_PAPER_TYPE_RECEIPT	Specifies receipt printing.
EPOS2_PAPER_TYPE_SLIP	Specifies slip printing.
EPOS2_PAPER_TYPE_ENDORSE	Specifies endorsement printing.
EPOS2_PAPER_TYPE_VALIDATION	Specifies validation printing.

Supplementary explanation

The [selectPaperType](#) API is used to change the set value.

interval

Specifies the interval to update the printer status.

Syntax

Setter

- (int) setInterval:(long) interval

Getter

- (long) getInterval

Value

Specifies the interval to update the printer status (in milliseconds). The default value is 3000.

Value	Description
Integer from 1000 to 600000	Interval to update the printer status (in milliseconds).
EPOS2_PARAM_DEFAULT	Specifies the default value (3000).

Return value

Error status	Description
EPOS2_SUCCESS	The function was executed successfully.
EPOS2_ERR_PARAM	An invalid parameter was passed.

Supplementary explanation

The new set value takes effect upon the next printer status notification.

waitTime

Specifies the time from insertion of a paper to start of insertion operation.

Syntax

Setter

- (int) setWaitTime:(long) time

Getter

- (long) getWaitTime

Value

Default: 500

Value	Description
Integer from 0 to 6400	Specifies the value in milliseconds.
EPOS2_PARAM_DEFAULT	Specifies the default value (500).

Return value

Value	Description
EPOS2_SUCCESS	The function was executed successfully.
EPOS2_ERR_PARAM	An invalid parameter was passed.

Supplementary explanation

Set values are rounded down to the nearest 100 milliseconds.

Example: 1 -> 0, 101 -> 100, 150 -> 100

mode40Cpl

Enables or disables the 40cpl mode.

Syntax

Setter

- (int) setMode40Cpl:(int) mode

Getter

- (int) getMode40Cpl

Value

Default: 40cpl mode enabled

Value	Description
EPOS2_TRUE	40cpl mode enabled
EPOS2_FALSE	40cpl mode disabled
EPOS2_PARAM_DEFAULT	Specifies the default (40cpl mode enabled).

Return value

Value	Description
EPOS2_SUCCESS	The function was executed successfully.
EPOS2_ERR_PARAM	An invalid parameter was passed.

Supplementary explanation

This API does not work in the page mode.

setStatusChangeEventDelegate

Registers a callback method for a status change event.

Syntax

```
- (void)
setStatusChangeEventDelegate:(id<Epos2HybdStatusChanged
elegate>)delegate;
```

Parameter

delegate

Specifies an object conforming to the Epos2HybdStatusChangeDelegate protocol.

Protocol declaration

```
@protocol Epos2HybdStatusChangeDelegate <NSObject>
@required
- (void) onHybdStatusChange:(Epos2HybridPrinter
*)HybridPrinter_Obj
eventType:(int)eventType;
@end
```

Parameter

printerObj

The callback source object is stored.

eventType

The type of the event that occurred is stored.

Event type	Description
EPOS2_EVENT_ONLINE	Online
EPOS2_EVENT_OFFLINE	Offline
EPOS2_EVENT_POWER_OFF	Power off
EPOS2_EVENT_COVER_CLOSE	Cover close
EPOS2_EVENT_COVER_OPEN	Cover open
EPOS2_EVENT_PAPER_OK	Paper remains.
EPOS2_EVENT_PAPER_NEAR_END	Paper has almost run out.
EPOS2_EVENT_PAPER_EMPTY	Paper has run out.
EPOS2_EVENT_DRAWER_HIGH	Drawer kick connector pin No.3 status = "H"
EPOS2_EVENT_DRAWER_LOW	Drawer kick connector pin No.3 status = "L"
EPOS2_EVENT_INSERTION_WAIT_SLIP	Waiting for slip sheet insertion

Event type	Description
EPOS2_EVENT_INSERTION_WAIT_VALIDATION	Waiting for validation sheet insertion
EPOS2_EVENT_INSERTION_WAIT_MICR	Waiting for slip sheet insertion
EPOS2_EVENT_INSERTION_WAIT_NONE	Not waiting for paper insertion
EPOS2_EVENT_REMOVAL_WAIT_PAPER	Waiting for paper removal
EPOS2_EVENT_REMOVAL_WAIT_NONE	Not waiting for paper removal
EPOS2_EVENT_SLIP_PAPER_OK	Paper remains in the paper conveyance route for the slip mechanism
EPOS2_EVENT_SLIP_PAPER_EMPTY	No paper in the paper conveyance route for the slip mechanism

Supplementary explanation

- ❑ When this API is run multiple times, the callback method specified later takes effect.
- ❑ If nil is specified in delegate when calling this API, the registered callback method is canceled.

setReceiveEventDelegate

Register the callback method for response document receive events.

Syntax

```
- (void)
setReceiveEventDelegate:(id<Epos2HybdReceiveDelegate>)del
egate;
```

Parameter

delegate

Specifies an object conforming to the Epos2HybdReceiveDelegate protocol.

Protocol declaration

```
@protocol Epos2HybdReceiveDelegate <NSObject>
@required
- (void) onHybdReceive:(Epos2HybridPrinter *)
hybridPrinterObj
method:(int)method
code:(int)code
micrData:(NSString *)micrData
status:(Epos2HybridPrinterStatusInfo *)status
@end
```

Parameter

hybridPrinterObj

The callback source object is stored.

method

The method information is stored.

Code	Description
EPOS2_METHOD_WAITINSERTION	Result of the waitInsertion API
EPOS2_METHOD_SENDDATA	Result of the sendDataAPI
EPOS2_METHOD_CANCELINSERTION	Result of the cancellInsertion API
EPOS2_METHOD_EJECTPAPER	Result of the ejectPaper API
EPOS2_METHOD_READMICRDATA	Result of the readMicrData API
EPOS2_METHOD_CLEANMICRREADER	Result of the cleanMicrReader API

code

The processing result is stored.

Code	Description
EPOS2_CODE_SUCCESS	Processing successful.
EPOS2_CODE_CANCELED	Cancels the insertion wait status.
EPOS2_CODE_PRINTING	Printing
EPOS2_CODE_ERR_AUTOMATICAL	Automatic recovery error occurred.
EPOS2_CODE_ERR_COVER_OPEN	Cover open error occurred.
EPOS2_CODE_ERR_CUTTER	Auto cutter error occurred.
EPOS2_CODE_ERR_MECHANICAL	Mechanical error occurred.
EPOS2_CODE_ERR_EMPTY	No paper is left in the roll paper end detector.
EPOS2_CODE_ERR_UNRECOVERABLE	Unrecoverable error occurred.
EPOS2_CODE_ERR_FAILURE	Error exists in the requested document syntax.
EPOS2_CODE_ERR_NOT_FOUND	Printer specified by the device ID does not exist.
EPOS2_CODE_ERR_SYSTEM	Error occurred with the printing system.
EPOS2_CODE_ERR_PORT	Error was detected with the communication port.
EPOS2_CODE_ERR_TIMEOUT	Timeout occurred.
EPOS2_CODE_ERR_JOB_NOT_FOUND	Specified job ID does not exist.
EPOS2_CODE_ERR_SPOOLER	Print queue is full.
EPOS2_CODE_ERR_TOO_MANY_REQUESTS	Print data exceeding the printer firmware capacity was transmitted.
EPOS2_CODE_ERR_REQUEST_ENTITY_TOO_LARGE	Print data exceeding the maximum capacity per transfer was transmitted.
EPOS2_CODE_ERR_PAPER_PULLED_OUT	Paper removal was detected.
EPOS2_CODE_ERR_CANCEL_FAILED	Failed to cancel waiting for paper insertion.
EPOS2_CODE_ERR_NO_MICR_DATA	A slip sheet out of the standard was inserted.
EPOS2_CODE_ERR_NO_MAGNETIC_DATA	Cannot detect the magnetic waveform.
EPOS2_CODE_ERR_RECOGNITION	A character which cannot be analyzed was detected.
EPOS2_CODE_ERR_READ	Error occurred during MICR read operation.
EPOS2_CODE_ERR_NOISE_DETECTED	Noise error was detected.
EPOS2_CODE_ERR_COVER_OPEN	Cover open error occurred during MICR read operation.
EPOS2_CODE_ERR_PAPER_JAM	Paper jam error occurred during MICR read operation.

Code	Description
EPOS2_CODE_ERR_PAPER_TYPE	Printer operation differs from the specified print method.
EPOS2_CODE_ERR_WAIT_INSERTION	Could not run the process while waiting for paper insertion.
EPOS2_CODE_ERR_ILLEGAL	The function was used in an illegal way.
EPOS2_CODE_ERR_INSERTED	Could not run the process while paper had already been inserted.
EPOS2_CODE_ERR_WAIT_REMOVAL	Could not run the process while waiting for paper removal.
EPOS2_CODE_ERR_DEVICE_BUSY	The specified device is in process and the process cannot be executed.

micrData

MICR read result is stored.

status

Status at the timing when the process was run is stored as the Epos2PrinterStatusInfo type.

Supplementary explanation

- ❑ When this API is run multiple times, the callback method specified later takes effect.
- ❑ If nil is specified in delegate when calling this API, the registered callback method is canceled.
- ❑ When a communication error occurs during ePOS-Device XML control, communication disconnection is not notified.
To notify the disconnection event, implement the [setConnectionEventDelegate](#).
- ❑ When controlling multiple printers at a time, identify which printer has finished printing by comparing the HybridPrinter object in the caller and the hybridPrinterObj parameter.

Epos2LineDisplay Class

initWithDisplayModel

Initializes the Epos2LineDisplay class.

Syntax

```
- (id) initWithDisplayModel:(int) displayModel;
```

Parameter

displaySeries

Specifies the model name of the target customer display.

Value	Description
EPOS2_DM_D110	DM-D110
EPOS2_DM_D210	DM-D210
EPOS2_DM_D30	DM-D30
EPOS2_DM_D70	DM-D70

Return value

If the process succeeds, an initialized Epos2LineDisplay class instance will be returned.

If the process fails, nil will be returned. The process may fail due to the following reasons:

Error status	Description
EPOS2_ERR_PARAM	An invalid parameter was specified.
EPOS2_ERR_MEMORY	Memory could not be allocated.

Supplementary explanation

- ❑ When iterating a process, be sure to generate and destroy instances outside the iterated process and not iterate the process at a short interval.
Memory releasing by the OS may affect the process of the Epson ePOS SDK, resulting in an invalid operation.
- ❑ When the DM-D30 connected to the TM-m30/TM-m30II/TM-m50/TM-T88VI/TM-T88VI-iHUB is replaced with the DM-D70, specify EPOS2_DM_D30 in displaySeries.

connect

Starts communication with the customer display.

Syntax

```
- (int) connect:(NSString *)target timeout:(long)timeout;
```

Parameter

target

Specifies the method of connecting to the printer by a character string.

The connection method varies according to the system configuration.

- Customer Display Models

<connection type>:<identifier>

I/F	Connec- tion type	Identifier	Example
Wi-Fi/Ethernet	<ul style="list-style-type: none"> "TCP" "TCPS" 	<ul style="list-style-type: none"> IP address in IPv4 format MAC address Host name 	"TCP:192.168.192.168" "TCPS:192.168.192.168"
Bluetooth	"BT"	BD address	"BT:00:22:15:7D:70:9C"
USB	"USB"	<ul style="list-style-type: none"> USB Serial number Omitted 	"USB:00000000000000000000" "USB:"
Bluetooth Low Energy	"BLE"	Bluetooth Low Energy BD address	"BLE:00:22:15:7D:70:9C"

To connect to the printer via SSL/TLS communication, specify using the following syntax.

<connection type>:<identifier>[<device ID>]

I/F	Connec- tion type	Identifier	Example
Wi-Fi/Ethernet	"TCPS"	<ul style="list-style-type: none"> IP address in IPv4 format MAC address Host name 	"TCPS:192.168.192.168[local_display]"

- TM Printer + DM-D + barcode scanner model

To connect via Wi-Fi/Ethernet network communication, specify using the following syntax.

<connection type>:<identifier>[<device ID>]

I/F	Connection type	Identifier	Example
Wi-Fi/Ethernet	<ul style="list-style-type: none"> • "TCP" • "TCPS" 	<ul style="list-style-type: none"> • IP address in IPv4 format • MAC address • Host name 	"TCP:192.168.192.168[local_display]" "TCPS:192.168.192.168[local_display]"

To connect via Bluetooth, USB, or Bluetooth Low Energy, specify using the following syntax.

<connection type>:<identifier>

I/F	Connection type	Identifier	Example
Bluetooth	"BT"	BD address	"BT:00:22:15:7D:70:9C"
USB	"USB"	<ul style="list-style-type: none"> • USB Serial number • Omitted 	"USB:00000000000000000000" "USB:"
Bluetooth Low Energy	"BLE"	Bluetooth Low Energy BD address	"BLE:00:22:15:7D:70:9C"

- POS Terminal Model

<connection type>:<identifier>[<device ID>]

I/F	Connection type	Identifier	Example
Wi-Fi/Ethernet	<ul style="list-style-type: none"> • "TCP" • "TCPS" 	<ul style="list-style-type: none"> • IP address in IPv4 format • MAC address • Host name 	"TCP:192.168.192.168[local_display]"

To connect to the printer via SSL/TLS communication, specify TCPS in the connection type.

timeout

Specifies the maximum time (in milliseconds) to wait for communication with the printer to be established.

Value	Description
Integer from 1000 to 300000	Maximum wait time before an error is returned (in milliseconds).
EPOS2_PARAM_DEFAULT	Specifies the default value (15000).

Return value

The result of the API is returned.

Error status	Description
EPOS2_SUCCESS	The function was executed successfully.

Error status	Description
EPOS2_ERR_PARAM	An invalid parameter was passed.
EPOS2_ERR_CONNECT	Failed to open the device.
EPOS2_ERR_TIMEOUT	Failed to communicate with the devices within the specified time. The printer is offline.
EPOS2_ERR_ILLEGAL	Tried to start communication with a printer with which communication had been already established. Tried to start communication with a printer during reconnection process.
EPOS2_ERR_MEMORY	Necessary memory could not be allocated.
EPOS2_ERR_FAILURE	An unknown error occurred.
EPOS2_ERR_PROCESSING	Could not run the process.
EPOS2_ERR_NOT_FOUND	The device could not be found.
EPOS2_ERR_IN_USE	The device was in use.
EPOS2_ERR_TYPE_INVALID	The device type is different.
EPOS2_ERR_RECOVERY_FAILURE	Failed to recover the printer.

Supplementary explanation

- ❑ This API is not executed on the main thread. Execute it on the sub-thread.
- ❑ Devices other than printers are exclusively locked.
- ❑ When using multi-threading to connect to multiple printers or peripheral devices, this API and [disconnect](#) cannot be started for other printers or peripheral devices until this API finishes processing. Start the next process after this API finishes processing.
- ❑ The device ID is an arbitrary character string that is set when the peripheral device is registered to the TM printer (master).
For details, refer to the Technical Reference Guide of each printer.
- ❑ Depending on the project settings, Bluetooth communication may be disconnected if the application runs in the background.
- ❑ If the identifier is omitted in the USB connection, the OS connects with the USB device found first.
- ❑ If Bluetooth and USB are used simultaneously, priority is given to the USB.
- ❑ This API will succeed regardless of the connection status of the TM printer (master) and peripheral devices.
- ❑ When EPOS2_ERR_RECOVERY_FAILURE is returned in the return value, restart the printer.
- ❑ Depending on the printer, pairing over BLE connection may take time. If a timeout occurs when connecting, adjust the timeout time.
- ❑ Since it takes time to send and receive a large amount of data with BLE connection, the following APIs cannot be used.
[addRegisterDownloadImage](#)

- ❑ When connected in TCP format, Epson ePOS SDK automatically switches between SSL and TLS communication depending on the printer's security mode while the printer is controlled by ESC/POS.

disconnect

Ends communication with the customer display.

Syntax

```
- (int) disconnect;
```

Return value

The result of the API is returned.

Error status	Description
EPOS2_SUCCESS	The function was executed successfully.
EPOS2_ERR_ILLEGAL	Tried to end communication where it had not been established.
EPOS2_ERR_MEMORY	Necessary memory could not be allocated.
EPOS2_ERR_FAILURE	An unknown error occurred.
EPOS2_ERR_PROCESSING	Could not run the process.
EPOS2_ERR_DISCONNECT	Failed to disconnect the device. Tried to terminate communication with a printer during reconnection process.

Supplementary explanation

- ❑ This API is not executed on the main thread. Execute it on the sub-thread.
- ❑ If disconnect is conducted during an application background transition event process, wait until disconnect completes.
- ❑ When using multi-threading to connect to multiple printers or peripheral devices, this API and [connect](#) cannot be started for other printers or peripheral devices until this API finishes processing. Start the next process after this API finishes processing.

getStatus

Acquires the current status information.

Syntax

```
- (Epos2DisplayStatusInfo *)getStatus;
```

Return value

The current status is returned in the Epos2DisplayStatusInfo type.

The following status information is stored in the object as a property.

Printer status	Status	Description
connection:	EPOS2_TRUE	Connected
Connection status	EPOS2_FALSE	Disconnected

Supplementary explanation

- ❑ This API is not executed on the main thread. Execute it on the sub-thread.
- ❑ The status object is set to the status at the timing of execution of this API and will not be updated.
- ❑ If this function is executed within a callback function, nil will be returned.
- ❑ If "FALSE" is returned when connecting a DM-D30 or DM-D70, the TM printer is not connected to the terminal.

sendData

Sends the command buffer.

The return value of this API is the result of sending data to the devices.

The processing result of the devices using this API is returned to the callback method set by the [setReceiveEventDelegate](#) API of the Epos2LineDisplay class.

This API sends data buffered by an add-type API (e.g., [addText](#)).

Syntax

- (int) sendData;

Return value

Error status	Description
EPOS2_SUCCESS	The function was executed successfully.
EPOS2_ERR_MEMORY	Necessary memory could not be allocated.
EPOS2_ERR_FAILURE	An unknown error occurred.
EPOS2_ERR_PROCESSING	Could not run the process.
EPOS2_ERR_ILLEGAL	The control commands have not been buffered. This API was called while no communication had been started.

clearCommandBuffer

Clears the command buffer.

Syntax

- (int) clearCommandBuffer;

Return value

Error status	Description
EPOS2_SUCCESS	The function was executed successfully.

addInitialize

Initializes the customer display. Initialization changes the customer display status as follows.

- ❑ All the displayed characters are erased and all the windows are destroyed.
- ❑ Cursor settings are initialized to the default and the cursor position is returned to the origin of the customer display.
- ❑ The display blinking and brightness settings are initialized to the default.

Syntax

- (int)addInitialize;

Return value

Error status	Description
EPOS2_SUCCESS	The function was executed successfully.
EPOS2_ERR_MEMORY	Necessary memory could not be allocated.
EPOS2_ERR_FAILURE	An unknown error occurred.

addCreateWindow

Adds window configuration to the command buffer.

Syntax

```
- (int)addCreateWindow:(long)number x:(long)x y:(long)y
width:(long)width height:(long)height scrollMode:(int)
scrollMode;
```

Parameter

number

Specifies the window number.

Value	Description
Integer from 1 to 4	Window number

x

Specifies the x coordinate of the window origin on the customer display.

Value	Description
Integer from 1 to 44	X coordinate on the customer display

y

Specifies the y coordinate of the window origin on the customer display.

Value	Description
Integer from 1 to 19	Y coordinate on the customer display

width

Specifies the window width.

Value	Description
Integer from 1 to 44	Window width

height

Specifies the window height.

Value	Description
Integer from 1 to 19	Window height

scrollMode

Specifies the window scroll mode.

Value	Description
EPOS2_SCROLL_OVERWRITE	When the current display position is at the rightmost position of the upper line, displaying a new character moves the display position to the leftmost position of the lower line. When the current display position is at the rightmost position of the lower line, displaying a new character moves the display position to the leftmost position of the upper line.
EPOS2_SCROLL_VERTICAL	When the current display position is at the rightmost position of the upper line, displaying a new character moves the display position to the leftmost position of the lower line. When the current display position is at the rightmost position of the lower line, displaying a new character scrolls up the characters on the lower line and clears the lower line.
EPOS2_SCROLL_HORIZONTAL	When the current display position is at the rightmost position, displaying a new character scrolls all the characters already displayed on the cursor line to the left by one character and the new character is displayed at the rightmost position.
EPOS2_PARAM_DEFAULT	Specifies the default value (Overwrite).

Return value

Error status	Description
EPOS2_SUCCESS	The function was executed successfully.
EPOS2_ERR_PARAM	An invalid parameter was passed.
EPOS2_ERR_MEMORY	Memory necessary for processing could not be allocated.
EPOS2_ERR_FAILURE	An unknown error occurred.

Supplementary explanation

To add a window, be careful so that the existing window(s) should not be overlapped by the new window on the customer display.

addDestroyWindow

Adds a command to destroy the defined window to the command buffer.

Syntax

- (int)addDestroyWindow:(long)number;

Parameter

number

Specifies the number of the window to destroy.

Value	Description
Integer from 1 to 4	Number of the window to destroy

Return value

Error status	Description
EPOS2_SUCCESS	The function was executed successfully.
EPOS2_ERR_PARAM	An invalid parameter was passed.
EPOS2_ERR_MEMORY	Memory necessary for processing could not be allocated.
EPOS2_ERR_FAILURE	An unknown error occurred.

addSetCurrentWindow

Adds a command to move to another window to the command buffer.

A specified window is displayed and the cursor is moved to the origin of the new window.

Syntax

```
- (int)addSetCurrentWindow:(long)number;
```

Parameter

number

Specifies a window number of a destination window.

Value	Description
Integer from 1 to 4	Window number of a destination window

Return value

Error status	Description
EPOS2_SUCCESS	The function was executed successfully.
EPOS2_ERR_PARAM	An invalid parameter was passed.
EPOS2_ERR_MEMORY	Memory necessary for processing could not be allocated.
EPOS2_ERR_FAILURE	An unknown error occurred.

addClearCurrentWindow

Adds a window clear command for the current window to the command buffer.

Syntax

- (int)addClearCurrentWindow;

Return value

Error status	Description
EPOS2_SUCCESS	The function was executed successfully.
EPOS2_ERR_MEMORY	Memory necessary for processing could not be allocated.
EPOS2_ERR_FAILURE	An unknown error occurred.

addCreateScreen

Adds the setting of the base window to the command buffer.

This API is used to call the layout setting of the base window having customer display.

Syntax

- (int) addCreateScreen: (int) mode;

Parameter

mode

Specifies the combination of the display area of the base window and the screen configuration (text/image).

Value	Installation method	Area (columns × rows)	Screen configuration
EPOS2_LAYOUT_MODE_1	Landscape orientation	20 x 2	“Horizontal split” Divided equally into top and bottom portions. Top: Text, Bottom: Image
EPOS2_LAYOUT_MODE_2	Landscape orientation	20 x 2	“Horizontal split” Divided equally into top and bottom portions. Top: Image, Bottom: Text
EPOS2_LAYOUT_MODE_3	Landscape orientation	20 x 2	“Display in center” Only text is displayed at the center. No division.
EPOS2_LAYOUT_MODE_4	Landscape orientation	32 x 4	“Horizontal split” Divided equally into top and bottom portions. Top: Text, Bottom: Image
EPOS2_LAYOUT_MODE_5	Landscape orientation	32 x 4	“Horizontal split” Divided equally into top and bottom portions. Top: Image, Bottom: Text
EPOS2_LAYOUT_MODE_6	Landscape orientation	32 x 4	“Display in center” Only text is displayed at the center. No division.
EPOS2_LAYOUT_MODE_7	Landscape orientation	42 x 8	“Horizontal split” Divided equally into top and bottom portions. Top: Text, Bottom: Image

Value	Installation method	Area (columns × rows)	Screen configuration
EPOS2_LAYOUT_MODE_8	Landscape orientation	42 x 8	“Horizontal split” Divided equally into top and bottom portions. Top: Image, Bottom: Text
EPOS2_LAYOUT_MODE_9	Landscape orientation	42 x 8	“Display in center” Only text is displayed at the center. No division.
EPOS2_LAYOUT_MODE_10	Landscape orientation	32 x 3	“Horizontal split” Divided equally into top and bottom portions. Top: Text, Bottom: Image
EPOS2_LAYOUT_MODE_11	Landscape orientation	32 x 3	“Horizontal split” Divided equally into top and bottom portions. Top: Image, Bottom: Text
EPOS2_LAYOUT_MODE_12	Landscape orientation	32 x 3	“Display in center” Only text is displayed at the center. No division.
EPOS2_LAYOUT_MODE_13	Landscape orientation	32 x 2	“Horizontal split” Divided equally into top and bottom portions. Top: Text, Bottom: Image
EPOS2_LAYOUT_MODE_14	Landscape orientation	32 x 2	“Horizontal split” Divided equally into top and bottom portions. Top: Image, Bottom: Text
EPOS2_LAYOUT_MODE_15	Landscape orientation	32 x 2	“Display in center” Only text is displayed at the center. No division.

Return value

Error status	Description
EPOS2_SUCCESS	The function was executed successfully.
EPOS2_ERR_PARAM	An invalid parameter was specified.
EPOS2_ERR_MEMORY	Sufficient memory required for processing could not be allocated.
EPOS2_ERR_FAILURE	An unknown error occurred.

Supplementary explanation

If this API is executed, all items displayed in customer display are erased.

addCreateScreenCustom

Adds the setting of the base window to the command buffer.

This API enables the specification of width and height in the screen configuration of the base window having customer display.

Syntax

```
- (int) addCreateScreenCustom:(int)mode
  column:(long)column row:(long)row;
```

Parameter

mode

Specifies the screen configuration of base window (text/image).

Value	Installation method	Screen configuration
EPOS2_LANDSCAPE_LAYOUT_MODE_1	Landscape orientation	"Full screen" The text/image is displayed on the entire page. No division.
EPOS2_LANDSCAPE_LAYOUT_MODE_2	Landscape orientation	"Vertical split" Divided equally into left and right portions. Left: Image, Right: Text
EPOS2_LANDSCAPE_LAYOUT_MODE_3	Landscape orientation	"Vertical split" Divided equally into left and right portions. Left: Text, Right: Image
EPOS2_LANDSCAPE_LAYOUT_MODE_4	Landscape orientation	"Horizontal split" Divided equally into top and bottom portions. Top: Text, Bottom: Image
EPOS2_LANDSCAPE_LAYOUT_MODE_5	Landscape orientation	"Horizontal split" Divided equally into top and bottom portions. Top: Image, Bottom: Text
EPOS2_PORTRAIT_LAYOUT_MODE_1	Portrait orientation	"Full screen" The text/image is displayed on the entire page. No division.
EPOS2_PORTRAIT_LAYOUT_MODE_2	Portrait orientation	"Horizontal split" Divided equally into top and bottom portions. Top: Text, Bottom: Image
EPOS2_PORTRAIT_LAYOUT_MODE_3	Portrait orientation	"Horizontal split" Divided equally into top and bottom portions. Top: Image, Bottom: Text

Value	Installation method	Screen configuration
EPOS2_PORTRAIT_LAYOUT_MODE_4	Portrait orientation	“Horizontal split 1:2” Divided into top and bottom portions in the ratio of 1:2. Top: Text, Bottom: Image
EPOS2_PORTRAIT_LAYOUT_MODE_5	Portrait orientation	“Horizontal split 2:1” Divided into top and bottom portions in the ratio of 2:1. Top: Image, Bottom: Text
EPOS2_PORTRAIT_LAYOUT_MODE_6	Portrait orientation	“Horizontal split 2:1” Divided into top and bottom portions in the ratio of 2:1. Top: Text, Bottom: Image
EPOS2_PORTRAIT_LAYOUT_MODE_7	Portrait orientation	“Horizontal split 1:2” Divided into top and bottom portions in the ratio of 1:2. Top: Image, Bottom: Text

column

Specifies the width (number of columns) of the base window display area.

Value	Description
Integer from 1 to 44	Effective specification range during landscape orientation
Integer from 1 to 22	Effective specification range during portrait orientation

row

Specifies the height (number of rows) of the base window display area.

Value	Description
Integer from 1 to 13	Effective specification range during landscape orientation
Integer from 1 to 19	Effective specification range during portrait orientation

Return value

Error status	Description
EPOS2_SUCCESS	The function was executed successfully.
EPOS2_ERR_PARAM	An invalid parameter was specified.

Error status	Description
EPOS2_ERR_MEMORY	Sufficient memory required for processing could not be allocated.
EPOS2_ERR_FAILURE	An unknown error occurred.

Supplementary explanation

- ❑ If this API is executed, all items displayed in customer display are erased.
- ❑ Ignored when a value out of the effective specification range is specified in column, row.

addCreateTextArea

Adds the window setting to the command buffer.

Up to four windows can be configured.

Syntax

```
- (int) addCreateTextArea:(long)number x:(long)x y:(long)y
width:(long)width height:(long)height
scrollMode:(int)scrollMode;
```

Parameter

number

Specifies the window number.

Value	Description
Integer from 1 to 4	Window number

x

Specifies the x-coordinate on the customer display of window origin.

Value	Description
Integer from 1 to 44	x-coordinate on customer display

y

Specifies the y-coordinate on the customer display of window origin.

Value	Description
Integer from 1 to 19	y-coordinate on customer display

width

Specifies the window width.

Value	Description
Integer from 1 to 44	Window width

height

Specifies the window height.

Value	Description
Integer from 1 to 19	Window height

scrollMode

Specifies the window scroll mode.

Value	Description
EPOS2_SCROLL_OVERWRITE	If character display is performed when the display position is at the upper right end, the display position moves to the lower left end, and if character display is performed when the display position is at the lower right end, the display position moves to the upper left end.
EPOS2_SCROLL_VERTICAL	If character display is performed when the display position is at the upper right end, the display position moves to the lower left end, and if character display is performed when the display position is at the lower right end, the lower display characters that are already displayed are scrolled to the top, and the lower display is cleared.
EPOS2_SCROLL_HORIZONTAL	If character display is performed when the display position is at the right end, all display characters that are already displayed in the row with the cursor are scrolled to the left by one character, and the new display characters are displayed at the right end.
EPOS2_PARAM_DEFAULT	Selects the default value (Overwrite)

Return value

Error status	Description
EPOS2_SUCCESS	The function was executed successfully.
EPOS2_ERR_PARAM	An invalid parameter was passed.
EPOS2_ERR_MEMORY	Sufficient memory required for processing could not be allocated.
EPOS2_ERR_FAILURE	An unknown error occurred.

Supplementary explanation

When setting an additional window, take care that the already-set window and the setting range on the customer display do not overlap.

addDestroyTextArea

Adds the deletion setting of an already-defined window to the command buffer.

Syntax

```
- (int) addDestroyTextArea:(long)number;
```

Parameter

number

Specifies the window number to be deleted.

Value	Description
Integer from 1 to 4	Window number to be deleted

Return value

Error status	Description
EPOS2_SUCCESS	The function was executed successfully.
EPOS2_ERR_PARAM	An invalid parameter was passed.
EPOS2_ERR_MEMORY	Sufficient memory required for processing could not be allocated.
EPOS2_ERR_FAILURE	An unknown error occurred.

Supplementary explanation

When setting an additional window, take care that the already-set window and the setting range on the customer display do not overlap.

addSetCurrentTextArea

Adds the change setting of the current window to the command buffer.

Sets the specified window as the current window, and moves the cursor to the origin position of the current window.

Syntax

```
- (int) addSetCurrentTextArea:(long)number;
```

Parameter

number

Specifies the destination window number.

Value	Description
Integer from 1 to 4	Destination window number

Return value

Error status	Description
EPOS2_SUCCESS	The function was executed successfully.
EPOS2_ERR_PARAM	An invalid parameter was passed.
EPOS2_ERR_MEMORY	Sufficient memory required for processing could not be allocated.
EPOS2_ERR_FAILURE	An unknown error occurred.

addClearCurrentTextArea

Adds the display deletion in the current window to the command buffer.

Syntax

- (int) addClearCurrentTextArea;

Return value

Error status	Description
EPOS2_SUCCESS	The function was executed successfully.
EPOS2_ERR_MEMORY	Sufficient memory required for processing could not be allocated.
EPOS2_ERR_FAILURE	An unknown error occurred.

addSetCursorPosition

Adds cursor position setting to the command buffer.

Syntax

```
- (int)addSetCursorPosition:(long)x y:(long)y;
```

Parameter

x

Specifies the destination x coordinate.

Value	Description
Integer from 1 to 44	Destination x coordinate

y

Specifies the destination y coordinate.

Value	Description
Integer from 1 to 19	Destination y coordinate

Return value

Error status	Description
EPOS2_SUCCESS	The function was executed successfully.
EPOS2_ERR_PARAM	An invalid parameter was passed.
EPOS2_ERR_MEMORY	Memory necessary for processing could not be allocated.
EPOS2_ERR_FAILURE	An unknown error occurred.

Supplementary explanation

- ❑ Use [addMoveCursorPosition](#) to move within a window.
- ❑ In DM-D70 (Standard mode), the cursor position is set in the current window specified in [addSetCurrentTextArea](#), with the top left as the origin.
If the window is not specified in [addSetCurrentTextArea](#), set the cursor position in the base window, with the top left as the origin.
- ❑ In DM-D70 (Column/row fixed mode), the cursor position is set in the base window, with the top left as the origin.
- ❑ The value that can be specified in the x, y parameters varies depending on the customer display used and its display modes, as well as the installation method.

	x	y
DM-D30	Integer from 1 to 20	Integer from 1 to 2
DM-D110		
DM-D210		
DM-D70 (Column/row fixed mode)		
DM-D70 (Standard mode: Landscape orientation)	Integer from 1 to 44	Integer from 1 to 13
DM-D70 (Standard mode: Portrait orientation)	Integer from 1 to 22	Integer from 1 to 19

addMoveCursorPosition

Adds cursor position setting within the current window to the command buffer.

Syntax

```
- (int)addMoveCursorPosition:(int)position;
```

Parameter

position

Specifies the new cursor position within the current window.

Value	Description
EPOS2_MOVE_TOP_LEFT	Sets the new position to the top left edge.
EPOS2_MOVE_TOP_RIGHT	Sets the new position to the top right edge.
EPOS2_MOVE_BOTTOM_LEFT	Sets the new position to the bottom left edge.
EPOS2_MOVE_BOTTOM_RIGHT	Sets the new position to the bottom right edge.
EPOS2_PARAM_DEFAULT	Specifies the default value (top left edge).

Return value

Error status	Description
EPOS2_SUCCESS	The function was executed successfully.
EPOS2_ERR_PARAM	An invalid parameter was passed.
EPOS2_ERR_MEMORY	Memory necessary for processing could not be allocated.
EPOS2_ERR_FAILURE	An unknown error occurred.

Supplementary explanation

- ❑ In DM-D70 (Standard mode), move the cursor to the specified position from the origin of the window specified in [addSetCurrentTextArea](#).
If the window is not specified in [addSetCurrentTextArea](#), move the cursor to the specified position from the origin of the base window.
- ❑ In DM-D70 (Column/row fixed mode), move the cursor to the specified position from the origin of the base window.

addSetCursorType

Adds cursor display setting to the command buffer.

Syntax

- (int) addSetCursorType:(int) type;

Parameter

type

Specifies the cursor display method.

Value	Description
EPOS2_CURSOR_NONE	No cursor display
EPOS2_CURSOR_UNDERLINE	Underscore
EPOS2_PARAM_DEFAULT	Specifies the default value (no cursor display).

Return value

Error status	Description
EPOS2_SUCCESS	The function was executed successfully.
EPOS2_ERR_PARAM	An invalid parameter was passed.
EPOS2_ERR_MEMORY	Necessary memory could not be allocated.
EPOS2_ERR_FAILURE	An unknown error occurred.

addText

Adds string display setting to the command buffer.

Syntax

- ❑ (int) addText:(NSString *)data;
- ❑ (int) addText:(NSString *)data lang:(int)lang;
- ❑ (int) addText:(NSString *)data x:(long)x y:(long)y;
- ❑ (int) addText:(NSString *)data x:(long)x y:(long)y lang:(int)lang;
- ❑ (int) addText:(NSString *)data x:(long)x y:(long)y lang:(int)lang r:(long)r g:(long)g b:(long)b;

Parameter

data

Specifies the string to display.

lang

Specifies the language to display the string.

Value	Description
EPOS2_LANG_EN (default)	English
EPOS2_LANG_JA	Japanese
EPOS2_LANG_MULT	Multiple languages (UTF-8)
EPOS2_PARAM_DEFAULT	Specifies the default value (English).
EPOS2_PARAM_UNUSE	Not used.

x

Specifies the x coordinate of the display position.

Value	Description
Integer from 1 to 44	X coordinate of the display position
EPOS2_PARAM_UNUSE	Not used.

y

Specifies the y coordinate of the display position.

Value	Description
Integer from 1 to 19	Y coordinate of the display position

Value	Description
EPOS2_PARAM_UNUSE	Not used.

r

Specifies the red color value of the string to be displayed.

Value	Description
Integer from 0 to 255	Red color value
EPOS2_PARAM_UNUSE	Not used.

g

Specifies the green color value of the string to be displayed.

Value	Description
Integer from 0 to 255	Green color value
EPOS2_PARAM_UNUSE	Not used.

b

Specifies the blue color value of the string to be displayed.

Value	Description
Integer from 0 to 255	Blue color value
EPOS2_PARAM_UNUSE	Not used.

Return value

Error status	Description
EPOS2_SUCCESS	The function was executed successfully.
EPOS2_ERR_PARAM	An invalid parameter was passed.
EPOS2_ERR_MEMORY	Necessary memory could not be allocated.
EPOS2_ERR_FAILURE	An unknown error occurred.

Supplementary explanation

- ❑ If the coordinates of the display position are omitted, the coordinates of the cursor position upon execution of addText are used.
- ❑ Parameters x and y specify coordinates with the origin at the top left of the line display.
- ❑ The value that can be specified in the x, y parameters varies depending on the customer display used and its display modes, as well as the installation method.

	x	y
DM-D30	Integer from 1 to 20	Integer from 1 to 2
DM-D110		
DM-D210		
DM-D70 (Column/row fixed mode)		
DM-D70 (Standard mode: Landscape orientation)	Integer from 1 to 44	Integer from 1 to 13
DM-D70 (Standard mode: Portrait orientation)	Integer from 1 to 22	Integer from 1 to 19

- ❑ Specify the setting value in both x and y parameters.
If only a single parameter is specified, EPOS2_SUCCESS is returned, but nothing is displayed.
- ❑ Specify the r, g, b parameters in the RGB565 format.
- ❑ When changing the color of the string to be displayed, specify the setting value in all of the r, g, and b parameters.
- ❑ If the setting value is specified in all of the r, g, and b parameters, the font color changes from the position coordinates specified in the x, y parameters.
- ❑ If EPOS2_LANG_MULTI is specified in the lang parameter, the font color returns to the default setting of the customer display.
If the r, g, b parameters are specified after specifying EPOS2_LANG_MULTI in the lang parameter, then r, g, and b are processed after lang, and therefore, the font color specified in r, g, b is applied.

addReverseText

Adds reverse text display setting to the command buffer.

Syntax

- ❑ (int) addReverseText:(NSString *)data;
- ❑ (int) addReverseText:(NSString *)data lang:(int)lang;
- ❑ (int) addReverseText:(NSString *)data x:(long)x y:(long)y;
- ❑ (int) addReverseText: (NSString *)data x:(long)x y:(long)y lang:(int)lang;

Parameter

data

Specifies the string to display.

lang

Specifies the language to display the string.

Value	Description
EPOS2_LANG_EN (default)	English
EPOS2_LANG_JA	Japanese
EPOS2_PARAM_DEFAULT	Specifies the default value (English).

x

Specifies the x coordinate of the display position.

Value	Description
Integer from 1 to 20	X coordinate of the display position

y

Specifies the y coordinate of the display position.

Value	Description
Integer from 1 to 2	Y coordinate of the display position

Return value

Error status	Description
EPOS2_SUCCESS	The function was executed successfully.
EPOS2_ERR_PARAM	An invalid parameter was passed.
EPOS2_ERR_MEMORY	Necessary memory could not be allocated.

Error status	Description
EPOS2_ERR_FAILURE	An unknown error occurred.

Supplementary explanation

- ❑ If the coordinates of the display position are omitted, the coordinates of the cursor position upon execution of [addText](#) are used.
- ❑ Parameters x and y specify coordinates with the origin at the top left of the line display.

addMarqueeText

Adds marquee display setting to the command buffer.

The marquee is displayed on a single line in the horizontal scroll mode, without regard to the scroll mode setting of the display window.

Syntax

```
- (int)addMarqueeText:(NSString *)data format:(int)format
  unitWait:(long)unitWait repeatWait:(long)repeatWait
  repeatCount:(long)repeatCount lang:(int)lang;
```

Parameter

data

Specifies the string to display.

format

Specifies how to display the string.

Value	Description
EPOS2_MARQUEE_WALK	Displays the text from the rightmost position of the window.
EPOS2_MARQUEE_PLACE	Displays the text from the leftmost position of the window.
EPOS2_PARAM_DEFAULT	Specifies the default value (Walk).

unitWait

Specifies the display interval per character (in milliseconds).

Value	Description
Integer from 1 to 2000	Display interval per character (in milliseconds).

repeatWait

Specifies the display repeat interval (in milliseconds).

Value	Description
Integer from 1 to 2000	Display repeat interval (in milliseconds)

repeatCount

Specifies the display repeat count.

Value	Description
Integer from 1 to 127	Display repeat count
0	Unlimited

lang

Specifies the language to display the string.

Value	Description
EPOS2_LANG_EN	English
EPOS2_LANG_JA	Japanese
EPOS2_PARAM_DEFAULT	Specifies the default value (English).

Return value

Error status	Description
EPOS2_SUCCESS	The function was executed successfully.
EPOS2_ERR_PARAM	An invalid parameter was passed.
EPOS2_ERR_MEMORY	Memory necessary for processing could not be allocated.
EPOS2_ERR_FAILURE	An unknown error occurred.

Supplementary explanation

- ❑ When using DM-D30 or DM-D70 and when using a combination of TM-H6000V with DM-D110/DM-D210, "0" is only allowed in repeatCount.
- ❑ When controlling DM-D30 or DM-D70, its marquee display may be distorted if the interval for displaying text is too short due to the characteristics of the LCD.
For unitWait and repeatWait, the following values are recommended.
DM-D30: 600 msec or more
DM-D70: 100 msec or more

addSetBlink

Adds screen blink setting to the command buffer.

Syntax

```
- (int)addSetBlink:(long)interval;
```

Parameter

interval

Specifies the blink interval (in milliseconds). The setting value is rounded to the nearest 50 milliseconds.

Value	Description
Integer from 1 to 12700	Blink interval (in milliseconds)
0	Continuously lit
EPOS2_PARAM_DEFAULT	Specifies the default (continuously lit).

Return value

Error status	Description
EPOS2_SUCCESS	The function was executed successfully.
EPOS2_ERR_PARAM	An invalid parameter was passed.
EPOS2_ERR_MEMORY	Memory necessary for processing could not be allocated.
EPOS2_ERR_FAILURE	An unknown error occurred.

addSetBrightness

Adds brightness setting of the customer display to the command buffer.

Syntax

```
- (int)addSetBrightness:(int)brightness;
```

Parameter

brightness

Specifies the brightness value of the customer display.

Value	Description
EPOS2_BRIGHTNESS_20	Sets the customer display brightness to 20%.
EPOS2_BRIGHTNESS_40	Sets the customer display brightness to 40%.
EPOS2_BRIGHTNESS_60	Sets the customer display brightness to 60%.
EPOS2_BRIGHTNESS_100	Sets the customer display brightness to 100%.
EPOS2_PARAM_DEFAULT	Specifies the default value (brightness 100%).

Return value

Error status	Description
EPOS2_SUCCESS	The function was executed successfully.
EPOS2_ERR_PARAM	An invalid parameter was passed.
EPOS2_ERR_MEMORY	Memory necessary for processing could not be allocated.
EPOS2_ERR_FAILURE	An unknown error occurred.

addBackgroundColor

Adds the specification of the background color to the command buffer.

The background color from the beginning till the end of the row specified in the text area can be changed.

Syntax

```
- (int) addBackgroundColor:(int)row r:(long)r g:(long)g
  b:(long)b;
```

Parameter

row

Specifies the row to which the background color is applied.

Value	Description
Integer from 1 to 19	Changes the background color of the specified row.
EPOS2_EVEN_ROWS	Changes the background color of all even rows.
EPOS2_ODD_ROWS	Changes the background color of all odd rows.
EPOS2_ALL_ROWS	Changes the background color of all rows.

r

Specifies the red color value of the background color.

Value	Description
Integer from 0 to 255	Red color value

g

Specifies the green color value of the background color.

Value	Description
Integer from 0 to 255	Green color value

b

Specifies the blue color value of the background color.

Value	Description
Integer from 0 to 255	Blue color value

Return value

Error status	Description
EPOS2_SUCCESS	The function was executed successfully.
EPOS2_ERR_PARAM	An invalid parameter was passed.

Error status	Description
EPOS2_ERR_MEMORY	Sufficient memory required for processing could not be allocated.
EPOS2_ERR_FAILURE	An unknown error occurred.

Supplementary explanation

- ❑ To individually specify the background color in a plurality of windows, define the window in [addSetCurrentTextArea](#) before executing this API.
If the window is defined beforehand, the background color can be specified individually for each window.
By dividing the window at the position where the background color is to be changed, the background color can be changed in the middle of the row.
- ❑ The background color can be applied only to the text area.
- ❑ Specify the r, g, b parameters in the RGB565 format.
- ❑ Specify the setting value in all of the r, g, and b parameters.
- ❑ To apply the background color to a plurality of rows, execute this API a plurality of times.

addStartSlideShow

Adds the start of the slide show to the command buffer.

Syntax

- (int) addStartSlideShow:(long)interval;

Parameter

interval

Specifies the switching period of the slide show (in milliseconds).

Value	Description
Integer from 200 to 51000	Switching period of the slide show (in milliseconds)

Return value

Error status	Description
EPOS2_SUCCESS	The function was executed successfully.
EPOS2_ERR_PARAM	An invalid parameter was passed.
EPOS2_ERR_MEMORY	Sufficient memory required for processing could not be allocated.
EPOS2_ERR_FAILURE	An unknown error occurred.

addStopSlideShow

Adds the stopping of the slide show to the command buffer.

Syntax

- (int) addStopSlideShow;

Return value

Error status	Description
EPOS2_SUCCESS	The function was executed successfully.
EPOS2_ERR_MEMORY	Sufficient memory required for processing could not be allocated.
EPOS2_ERR_FAILURE	An unknown error occurred.

addDownloadImage

Adds the display of the image registered in [addRegisterDownloadImage](#) to the command buffer.

Syntax

```
- (int) addDownloadImage:(long)key1 key2:(long)key2
dotX:(long)dotX dotY:(long)dotY width:(long)width
height:(long)height;
```

Parameter

key1

Specifies keycode 1 indicated in [addRegisterDownloadImage](#).

Value	Description
Integer from 0 to 255	Keycode 1

key2

Specifies keycode 2 indicated in [addRegisterDownloadImage](#).

Value	Description
Integer from 0 to 255	Keycode 2

dotX

Specifies the x-coordinate of the image display position, with the top left of the customer display as the origin.

Value	Description
Integer from 0 to 799	Effective specification range during landscape orientation
Integer from 0 to 479	Effective specification range during portrait orientation

dotY

Specifies the y-coordinate of the image display position, with the top left of the customer display as the origin.

Value	Description
Integer from 0 to 479	Effective specification range during landscape orientation
Integer from 0 to 799	Effective specification range during portrait orientation

width

Specifies the width display size (in dots) of the image.

Value	Description
Integer from 0 to 1440	Width display size (in dots) of the image

height

Specifies the height display size (in dots) of the image.

Value	Description
Integer from 0 to 1440	Height display size (in dots) of the image

Return value

Error status	Description
EPOS2_SUCCESS	The function was executed successfully.
EPOS2_ERR_PARAM	An invalid parameter was passed.
EPOS2_ERR_MEMORY	Sufficient memory required for processing could not be allocated.
EPOS2_ERR_FAILURE	An unknown error occurred.

Supplementary explanation

- ❑ Can be used when the layout is specified in [addCreateScreenCustom](#).
- ❑ To display in the size of the original image, specify 0 in both the width and height parameters.
- ❑ The image is not displayed if it does not fit into the display area.
- ❑ The image specified by this API is displayed in front of the text or image being displayed during the execution of the API.
- ❑ When using a transmission image, use data in the png format.

addRegisterDownloadImage

Adds the registration of the image data to the command buffer.

The specified image data can be registered in the download graphics area of customer display, and can be called by [addDownloadImage](#).

Syntax

```
- (int) addRegisterDownloadImage:(NSData*)data
  key1:(long)key1 key2:(long)key2;
```

Parameter

data

Specifies the binary data in the png format or jpg format.

key1

Specifies keycode 1.

Value	Description
Integer from 48 to 57, 65 to 90, and 97 to 122	Keycode 1

key2

Specifies keycode 2.

Value	Description
Integer from 48 to 57, 65 to 90, and 97 to 122	Keycode 2

Return value

Error status	Description
EPOS2_SUCCESS	The function was executed successfully.
EPOS2_ERR_PARAM	An invalid parameter was passed.
EPOS2_ERR_MEMORY	Sufficient memory required for processing could not be allocated.
EPOS2_ERR_FAILURE	An unknown error occurred.

Supplementary explanation

- ❑ Since it takes time to send and receive large amounts of data over BLE connection, this API cannot be used with BLE connection.
- ❑ This API cannot be used simultaneously with other APIs.
After executing this API, do not execute any other API until the callback is returned.
- ❑ Execute a [sendData](#) API after each execution of this API to register images one by one.

- ❑ If EPOS2_SUCCESS is not returned in the return value by the [sendData](#) execution results after the execution of this API, restart the printer.

Depending on the system environment, it may take some time for the recovery process.

- ❑ If the power supply to the customer display is cut off, the registered image is erased.
- ❑ As the data size of the image to be registered increases, the processing time becomes longer. (Max. 320 seconds)
- ❑ If the data size of the image to be registered is large, and the communication environment is poor, the image may not be registered in this API.
If the image cannot be registered in this API, use a dedicated Utility software.
For details on the dedicated Utility software, refer to the Technical Reference Guide of each customer display.

- ❑ If an image is registered in the specified keycode, it is overwritten and registered.

- ❑ Image data expressed in the pixel format of YCbCr422 or YCbCr420 can be used.

- ❑ The image size should be about 100 KB although the upper limit of the image size is 1.5 MB.

- ❑ Total size of images that can be registered is 1.5 MB.

This API converts the image format and pixel count so that the customer displays can process the images and then register them. The conversion processing may increase the size of images, so ensure that there is sufficient free space in the download graphics area to accommodate the total size of the images to be registered.

No error is returned when registration was not successful due to insufficient free space in the download graphics area.

- ❑ When using a transmission image, use data in the png format.

- ❑ Please use an image that matches the size of the image area in the customer display.

Using an image larger than the size of the image area will cause the image to be trimmed to fit the size of the image area.

addNVImage

Adds the display of the image registered in the NV Graphics area of the customer display to the command buffer.

Syntax

```
- (int) addNVImage:(long)key1 key2:(long)key2
dotX:(long)dotX dotY:(long)dotY width:(long)width
height:(long)height;
```

Parameter

key1

Specifies keycode 1 of NV Graphics.

Value	Description
Integer from 0 to 255	Keycode 1

key2

Specifies keycode 2 of NV Graphics.

Value	Description
Integer from 0 to 255	Keycode 2

dotX

Specifies the x-coordinate of the image display position, with the top left of the customer display as the origin.

Value	Description
Integer from 0 to 799	Effective specification range during landscape orientation
Integer from 0 to 479	Effective specification range during portrait orientation

dotY

Specifies the y-coordinate of the image display position, with the top left of the customer display as the origin.

Value	Description
Integer from 0 to 479	Effective specification range during landscape orientation
Integer from 0 to 799	Effective specification range during portrait orientation

width

Specifies the width display size (in dots) of the image.

Value	Description
Integer from 0 to 1440	Width display size (in dots) of the image

height

Specifies the height display size (in dots) of the image.

Value	Description
Integer from 0 to 1440	Height display size (in dots) of the image

Return value

Error status	Description
EPOS2_SUCCESS	The function was executed successfully.
EPOS2_ERR_PARAM	An invalid parameter was passed.
EPOS2_ERR_MEMORY	Sufficient memory required for processing could not be allocated.
EPOS2_ERR_FAILURE	An unknown error occurred.

Supplementary explanation

- ❑ Can be used when the layout is specified in [addCreateScreenCustom](#).
 - ❑ To display in the size of the original image, specify 0 in both the width and height parameters.
 - ❑ The image is not displayed if it does not fit into the display area.
 - ❑ The image specified by this API is displayed in front of the text or image being displayed during the execution of the API.
 - ❑ When using a transmission image, use data in the png format.
 - ❑ Use the dedicated Utility software for registration of the image to the NV Graphics area of customer display.
- For details, refer to the Technical Reference Guide of each customer display.

addClearImage

Adds the deletion of the image being displayed to the command buffer.

Syntax

- (int) addClearImage;

Return value

Error status	Description
EPOS2_SUCCESS	The function was executed successfully.
EPOS2_ERR_MEMORY	Sufficient memory required for processing could not be allocated.
EPOS2_ERR_FAILURE	An unknown error occurred.

Supplementary explanation

In this API, the image displayed in the image area is deleted.

To delete the image displayed in the text area, initialize the customer display in [addInitialize](#).

addSymbol

Adds the display of the two-dimensional symbol to the command buffer.

Syntax

```
- (int) addSymbol:(NSString *)data type:(int)type
  level:(int)level width:(long)width height:(long)height
  dotX:(long)dotX dotY:(long)dotY quietZone:(int)quietZone;
```

Parameter

data

Specifies the two-dimensional symbol data as a string.

Specify a string in accordance with the standard of the two-dimensional symbol specified in type.

Type	Description
QR Code Model 1	After converting the string to shift JIS, perform the escape sequence processing, select the data type from the following, and perform encoding. <ul style="list-style-type: none"> Numbers: 0 to 9 Alphanumeric characters: 0 to 9, A to Z, space, \$, %, *, +, -, ., /, : Kanji characters: Kanji characters that can be expressed in shift JIS 8-bit byte data: 0x00 to 0xff
QR Code Model 2	

When specifying binary data that cannot be expressed as a string, specify in the following escape sequence.

String	Description
\xnn	Control code (nn is specified in hexadecimal)
\\	Backslash

type

Specifies the type of the two-dimensional symbol.

Value	Description
EPOS2_SYMBOL_QRCODE_MODEL_1	QR Code Model 1
EPOS2_SYMBOL_QRCODE_MODEL_2	QR Code Model 2

level

Specifies the error revision level.

Value	Description
EPOS2_LEVEL_L	Error revision level L
EPOS2_LEVEL_M	Error revision level M
EPOS2_LEVEL_Q	Error revision level Q
EPOS2_LEVEL_H	Error revision level H

Value	Description
EPOS2_PARAM_DEFAULT	Select the default value (error revision level M).

width

Specifies the module width (in dots).

Value	Description
Integer from 1 to 255	Effective specification range of QR Code (initial value: 3) Integer from 3 to 16

height

Specifies the module height (in dots).

Value	Description
Integer from 1 to 255	No effective specification range of QR Code. Since the QR Code is square, the specification of the height is ignored.

dotX

Specifies the origin of the x-coordinate for displaying the two-dimensional symbol (in dots).

Value	Description
Integer from 0 to 799	Effective specification range during landscape orientation
Integer from 0 to 479	Effective specification range during portrait orientation

dotY

Specifies the origin of the y-coordinate for displaying the two-dimensional symbol (in dots).

Value	Description
Integer from 0 to 479	Effective specification range during landscape orientation
Integer from 0 to 799	Effective specification range during portrait orientation

quietZone

Specifies whether quiet zone assignment is enabled or disabled.

Value	Description
EPOS2_TRUE	Enabled
EPOS2_FALSE	Disabled

Return value

Error status	Description
EPOS2_SUCCESS	The function was executed successfully.
EPOS2_ERR_PARAM	An invalid parameter was passed.
EPOS2_ERR_MEMORY	Sufficient memory required for processing could not be allocated.
EPOS2_ERR_FAILURE	An unknown error occurred.

Supplementary explanation

- ❑ Can be used when the layout is specified in [addCreateScreenCustom](#).
- ❑ In case there is overlapping with the display of text or image, the two-dimensional symbol is displayed right in front.
- ❑ If the two-dimensional symbol data specified in data is not in accordance with the type of the two-dimensional symbol specified in type, an error is not returned in the return value, and the two-dimensional symbol is not displayed.
- ❑ If quiet zone assignment is enabled, a dot white margin (quiet zone) that is four times the value specified in width is added at the top, bottom, left, and right of the two-dimensional symbol.
- ❑ To enable quiet zone assignment, specify a value in dotX and dotY, with top left of the quiet zone as the origin.

addClearSymbol

Adds the deletion of the two-dimensional symbol being displayed to the command buffer.

Syntax

- (int) addClearSymbol;

Return value

Error status	Description
EPOS2_SUCCESS	The function was executed successfully.
EPOS2_ERR_MEMORY	Sufficient memory required for processing could not be allocated.
EPOS2_ERR_FAILURE	An unknown error occurred.

Supplementary explanation

If the two-dimensional symbol being displayed overlaps the image, the image at the overlapping portion is erased together with the two-dimensional symbol.

addShowClock

Adds time display setting to the command buffer.

Displaying the time clears all the displayed text. Additionally, sending other commands while the time is displayed closes the time display.

Syntax

```
- (int)addShowClock;
```

Return value

Error status	Description
EPOS2_SUCCESS	The function was executed successfully.
EPOS2_ERR_MEMORY	Memory necessary for processing could not be allocated.
EPOS2_ERR_FAILURE	An unknown error occurred.

addCommand

Adds the ESC/POS command to the command buffer.

Syntax

```
- (int) addCommand:(NSData *)data;
```

Parameter

data

Specifies the ESC/POS command.

Specifies the binary data.

Return value

Error status	Description
EPOS2_SUCCESS	The function was executed successfully.
EPOS2_ERR_PARAM	An invalid parameter was passed.
EPOS2_ERR_MEMORY	Memory necessary for processing could not be allocated.
EPOS2_ERR_FAILURE	An unknown error occurred.

Supplementary explanation

- ❑ Refer to the following URL for details of the ESC/POS command.
https://support.epson.net/publist/reference_en/
- ❑ Epson ePOS SDK does not check the commands sent using this API.
If the commands interfere with Epson ePOS SDK operations, other APIs may work wrongly or status values may become invalid.
This API should be used with a full understanding of ESC/POS commands and the customer display specifications.

setReceiveEventDelegate

Registers a callback method for a response document reception event.

Syntax

```
- (void)
setReceiveEventDelegate:(id<Epos2DispReceiveDelegate>)dele
gate;
```

Parameter

delegate

Specifies an object conforming to the Epos2DispReceiveDelegate protocol.

Protocol declaration

```
@protocol Epos2DispReceiveDelegate <NSObject>
@required
- (void) onDispReceive:(Epos2LineDisplay *)displayObj
code:(int)code;
@end
```

Parameter

displayObj

The callback source object is stored.

code

The processing result is stored.

Error status	Description
EPOS2_SUCCESS	Display completed.
EPOS2_CODE_ERR_NOT_FOUND	The device was not found.
EPOS2_CODE_ERR_INVALID_WINDOW	An unregistered window was specified.
EPOS2_CODE_ERR_PORT	An internal communication error with the device occurred.
EPOS2_CODE_ERR_TIMEOUT	A timeout error occurred during communication with the device.
EPOS2_CODE_ERR_TOO_MANY_REQUESTS	The number of display data sent to the display has exceeded the allowable limit.
EPOS2_CODE_ERR_AUTORECOVER	Automatic recovery error occurred.
EPOS2_CODE_ERR_COVER_OPEN	Cover open error occurred.
EPOS2_CODE_ERR_CUTTER	Auto cutter error occurred.
EPOS2_CODE_ERR_MECHANICAL:	Mechanical error occurred.

Error status	Description
EPOS2_CODE_ERR_EMPTY	No paper is left in the roll paper end detector.
EPOS2_CODE_ERR_UNRECOVERABLE	Unrecoverable error occurred.
EPOS2_CODE_ERR_BATTERY_LOW	Battery has run out.
EPOS2_CODE_ERR_FAILURE	An unknown error occurred.

Supplementary explanation

- ❑ When this API is run multiple times, the callback method specified later takes effect.
- ❑ If nil is specified in delegate when calling this API, the registered callback method is canceled.
- ❑ When a communication error occurs during ePOS-Device XML control, communication disconnection is not notified.
To notify the disconnection event, implement the [setConnectionEventDelegate](#).

Epos2Keyboard class

init

Initializes the Epos2Keyboard class.

Syntax

- (id) init;

Return value

If the process succeeds, an initialized Epos2Keyboard class instance will be returned.

If the process fails, nil will be returned. The process may fail due to the following reasons:

Error status	Description
EPOS2_ERR_MEMORY	Memory could not be allocated.

Supplementary explanation

When iterating a process, be sure to generate and destroy instances outside the iterated process and not iterate the process at a short interval.

Memory releasing by the OS may affect the process of the Epson ePOS SDK, resulting in an invalid operation.

connect

Starts communication with the keyboard.

Syntax

```
- (int) connect:(NSString *)target timeout:(long)timeout;
```

Parameter

target

Specifies the method of connecting to the printer by a character string.

The connection method varies according to the system configuration.

<connection type>:<identifier>[<device ID>]

I/F	Connec- tion type	Identifier	Example
Wi-Fi/Ethernet	<ul style="list-style-type: none"> "TCP" "TCPS" 	<ul style="list-style-type: none"> IP address in IPv4 format MAC address Host name 	"TCP:192.168.192.168[local_key board]"

To connect to the printer via SSL/TLS communication, specify TCPS in the connection type.

timeout

Specifies the maximum time (in milliseconds) to wait for communication with the printer to be established.

Value	Description
Integer from 1000 to 300000	Maximum wait time before an error is returned (in milliseconds).
EPOS2_PARAM_DEFAULT	Specifies the default value (15000).

Return value

The result of the API is returned.

Error status	Description
EPOS2_SUCCESS	The function was executed successfully.
EPOS2_ERR_PARAM	An invalid parameter was passed.
EPOS2_ERR_CONNECT	Failed to open the device.
EPOS2_ERR_TIMEOUT	Failed to communicate with the devices within the specified time.
EPOS2_ERR_ILLEGAL	Tried to start communication with a printer with which communication had been already established. Tried to start communication with a printer during reconnection process.
EPOS2_ERR_MEMORY	Necessary memory could not be allocated.

Error status	Description
EPOS2_ERR_FAILURE	An unknown error occurred.
EPOS2_ERR_PROCESSING	Could not run the process.
EPOS2_ERR_NOT_FOUND	The device could not be found.
EPOS2_ERR_IN_USE	The device was in use.
EPOS2_ERR_TYPE_INVALID	The device type is different.
EPOS2_ERR_RECOVERY_FAILURE	Failed to recover the printer.

Supplementary explanation

- ❑ The device ID is an arbitrary character string that is set when the peripheral device is registered to the TM printer (master).
For details, refer to the Technical Reference Guide of each printer.
- ❑ When using multi-threading to connect to multiple printers or peripheral devices, this API and [disconnect](#) cannot be started for other printers or peripheral devices until this API finishes processing. Start the next process after this API finishes processing.
- ❑ This API will succeed regardless of the connection status of the TM printer (master) and peripheral devices.
- ❑ Devices other than printers are exclusively locked.
- ❑ When EPOS2_ERR_RECOVERY_FAILURE is returned in the return value, restart the printer.

disconnect

Ends communication with the keyboard.

Syntax

- (int) disconnect;

Return value

The result of the API is returned.

Error status	Description
EPOS2_SUCCESS	The function was executed successfully.
EPOS2_ERR_ILLEGAL	Tried to end communication where it had not been established.
EPOS2_ERR_MEMORY	Necessary memory could not be allocated.
EPOS2_ERR_FAILURE	An unknown error occurred.
EPOS2_ERR_PROCESSING	Could not run the process.
EPOS2_ERR_DISCONNECT	Failed to disconnect the device. Tried to terminate communication with a printer during reconnection process.

Supplementary explanation

- ❑ If disconnect is conducted during an application background transition event process, wait until disconnect completes.
- ❑ When using multi-threading to connect to multiple printers or peripheral devices, this API and [connect](#) cannot be started for other printers or peripheral devices until this API finishes processing. Start the next process after this API finishes processing.

getStatus

Acquires the current status information.

Syntax

```
- (Epos2KeyboardStatusInfo *)getStatus;
```

Return value

The current status is returned in the Epos2KeyboardStatusInfo type.

The following status information is stored in the object as a property.

Printer status	Status	Description
connection:	EPOS2_TRUE	Connected
Connection status	EPOS2_FALSE	Disconnected

Supplementary explanation

- ❑ The status object is set to the status at the timing of execution of this API and will not be updated.
- ❑ If this function is executed within a callback function, nil will be returned.

setPrefix

Sets the list of prefixes for string entry.

Syntax

```
- (int)setPrefix:(NSData *)prefixes;
```

Parameter

prefixes

Specifies the key code arrangement.

Refer to "[Key code list](#)" for the key codes.

Specifying nil disables setPrefix.

Return value

Error status	Description
EPOS2_SUCCESS	The function was executed successfully.
EPOS2_ERR_PARAM	An invalid parameter was passed.
EPOS2_ERR_CONNECT	Communication failed.
EPOS2_ERR_MEMORY	Memory necessary for processing could not be allocated.
EPOS2_ERR_FAILURE	An unknown error occurred.

Supplementary explanation

Entering nil or "" (blank) clears the current setting.

getPrefix

Acquires the list of prefixes currently set.

Syntax

```
- (NSData *)getPrefix;
```

Return value

The list of prefixes currently set by setPrefix is returned.

setKeyPressEventDelegate

Registers a callback method for a key press event.

Syntax

```
- (void)
setKeyPressEventDelegate:(id<Epos2KbdKeyPressDelegate>)d
elegate;
```

Parameter

delegate

Specifies an object conforming to the Epos2KbdKeyPressDelegate protocol.

Protocol declaration

```
@protocol Epos2KbdKeyPressDelegate <NSObject>
@required
- (void) onKbdKeyPress:(Epos2Keyboard *)keyboardObj
keyCode:(int)keyCode ascii:(NSString *)ascii;
@end
```

Parameter

keyboardObj

The callback source object is stored.

keyCode

The code of the pressed key is stored.

ascii

The character corresponding to the code of the pressed key is stored. If no character corresponds to the key code, "" (blank character) is stored.

Depending on the keyboard used, double-byte characters may be entered.

Supplementary explanation

- ❑ When this API is run multiple times, the callback method specified later takes effect.
- ❑ If nil is specified in delegate when calling this API, the registered callback method is canceled.

setReadStringEventDelegate

Registers a callback method which receives characters starting with one of the strings specified by [setPrefix](#) and ending with the Enter key as a string.

Syntax

```
- (void)
setReadStringEventDelegate:(id<Epos2KbdReadStringDelegate>)delegate;
```

Parameter

delegate

Specifies an object conforming to the Epos2KbdReadStringDelegate protocol.

Protocol declaration

```
@protocol Epos2KbdReadStringDelegate <NSObject>
@required
- (void) onKbdReadString:(Epos2Keyboard *)keyboardObj
readString:(NSString *)readString prefix:(int)prefix;
@end
```

Parameter

keyboardObj

The callback source object is stored.

readString

The detected string is stored.

prefix

Key code recognized as the start of a string is stored.

Supplementary explanation

- ❑ When this API is run multiple times, the callback method specified later takes effect.
- ❑ If nil is specified in delegate when calling this API, the registered callback method is canceled.

Epos2POSKeyboard class

init

Initializes the Epos2POSKeyboard class.

Syntax

- (id) init;

Return value

If the process succeeds, an initialized Epos2POSKeyboard class instance will be returned.

If the process fails, nil will be returned. The process may fail due to the following reasons:

Error status	Description
EPOS2_ERR_MEMORY	Memory could not be allocated.

connect

Starts communication with the POS keyboard.

Syntax

```
- (int) connect:(NSString *)target timeout:(long)timeout;
```

Parameter

target

Specifies the method of connecting to the printer by a character string.

Specify the connection method using the following syntax.

<connection type>:<identifier>[<device ID>]

I/F	Connection type	Identifier	Description
Wi-Fi/Ethernet	<ul style="list-style-type: none"> "TCP" "TCPS" 	<ul style="list-style-type: none"> IP address in IPv4 format MAC address Host name 	"TCP:192.168.192.168[local_pos keyboard]"

To connect to the printer via SSL/TLS communication, specify TCPS in the connection type.

timeout

Specifies the maximum time (in milliseconds) to wait for communication with the printer to be established.

Value	Description
Integer from 1000 to 300000	Maximum wait time before an error is returned (in milliseconds).
EPOS2_PARAM_DEFAULT	Specifies the default value (15000).

Return value

The result of the API is returned.

Error status	Description
EPOS2_SUCCESS	The function was executed successfully.
EPOS2_ERR_PARAM	An invalid parameter was passed.
EPOS2_ERR_TIMEOUT	Failed to communicate with the devices within the specified time.
EPOS2_ERR_CONNECT	Failed to open the device.
EPOS2_ERR_ILLEGAL	Tried to start communication with a printer with which communication had been already established. Tried to start communication with a printer during reconnection process.
EPOS2_ERR_MEMORY	Necessary memory could not be allocated.

Error status	Description
EPOS2_ERR_FAILURE	An unknown error occurred.
EPOS2_ERR_PROCESSING	Could not run the process.
EPOS2_ERR_NOT_FOUND	The device could not be found.
EPOS2_ERR_IN_USE	The device was in use.
EPOS2_ERR_TYPE_INVALID	The device type is different.
EPOS2_ERR_RECOVERY_FAILURE	Failed to recover the printer.

Supplementary explanation

- ❑ The device ID is a logical device name that is set when the POS keyboard is registered to the TM printer (master). For details, refer to the TM-DT Series Peripheral Device Control Guide.
- ❑ When using multi-threading to connect to multiple printers or peripheral devices, this API and [disconnect](#) cannot be started for other printers or peripheral devices until this API finishes processing. Start the next process after this API finishes processing.
- ❑ Devices other than printers are exclusively locked.
- ❑ When EPOS2_ERR_RECOVERY_FAILURE is returned in the return value, restart the printer.

disconnect

Ends communication with the POS keyboard.

Syntax

```
- (int) disconnect;
```

Return value

The result of the API is returned.

Error status	Description
EPOS2_SUCCESS	The function was executed successfully.
EPOS2_ERR_ILLEGAL	Tried to end communication where it had not been established.
EPOS2_ERR_MEMORY	Necessary memory could not be allocated.
EPOS2_ERR_FAILURE	An unknown error occurred.
EPOS2_ERR_PROCESSING	Could not run the process.
EPOS2_ERR_DISCONNECT	Failed to disconnect the device. Tried to terminate communication with a printer during reconnection process.

Supplementary explanation

- ❑ If disconnect is conducted during an application background transition event process, wait until disconnect completes.
- ❑ When using multi-threading to connect to multiple printers or peripheral devices, this API and [connect](#) cannot be started for other printers or peripheral devices until this API finishes processing. Start the next process after this API finishes processing.

getStatus

Acquires the current status information.

Syntax

```
- (Epos2POSKeyboardStatusInfo *)getStatus;
```

Return value

The current status is returned in the Epos2POSKeyboardStatusInfo type.

The following status information is stored in the object as a property.

Keyboard status	Status	Description
connection :	EPOS2_TRUE	Connected
Connection status	EPOS2_FALSE	Disconnected

Supplementary explanation

The status object is set to the status at the timing of execution of this API and will not be updated.

setKeyPressEventDelegate

Registers the callback method for key press events.

Syntax

```
- (void)
setKeyPressEventDelegate:(id<Epos2POSKbdKeyPressDelegat
e>)delegate;
```

Parameter

delegate

Specifies an object conforming to the Epos2POSKbdKeyPressDelegate protocol.

Protocol declaration

```
@protocol Epos2POSKbdKeyPressDelegate <NSObject>
@required
- (void) onKbdKeyPress:(Epos2POSKeyboard *)keyboardObj
posKeyCode:(int)posKeyCode;
@end
```

Parameter

keyboardObj

The callback source object is stored.

posKeyCode

The code of the pressed key is stored.

Supplementary explanation

- ❑ When this API is run multiple times, the callback method specified later takes effect.
- ❑ If nil is specified in delegate when calling this API, the registered callback method is canceled.

Epos2BarcodeScanner Class

init

Initializes the Epos2BarcodeScanner class.

Syntax

- (id) init;

Return value

If the process succeeds, an initialized Epos2BarcodeScanner class instance will be returned.

If the process fails, nil will be returned. The process may fail due to the following reasons:

Error status	Description
EPOS2_ERR_MEMORY	Memory could not be allocated.

Supplementary explanation

When iterating a process, be sure to generate and destroy instances outside the iterated process and not iterate the process at a short interval.

Memory releasing by the OS may affect the process of the Epson ePOS SDK, resulting in an invalid operation.

connect

Starts communication with the barcode scanner.

Syntax

```
- (int) connect:(NSString *)target timeout:(long)timeout;
```

Parameter

target

Specifies the method of connecting to the printer by a character string.

The connection method varies according to the system configuration.

- TM Printer + DM-D + barcode scanner model/
TM Printer + barcode scanner model

To connect via Wi-Fi/Ethernet network communication, specify using the following syntax.

<connection type>:<identifier>[<device ID>]

I/F	Connec- tion type	Identifier	Example
Wi-Fi/Ethernet	<ul style="list-style-type: none"> • "TCP" • "TCPS" 	<ul style="list-style-type: none"> • IP address in IPv4 format • MAC address • Host name 	"TCP:192.168.192.168[local_scan ner]" "TCPS:192.168.192.168[local_sca nner]"

To connect via Bluetooth, USB, or Bluetooth Low Energy, specify using the following syntax.

<connection type>:<identifier>

I/F	Connec- tion type	Identifier	Example
Bluetooth	"BT"	BD address	"BT:00:22:15:7D:70:9C"
USB	"USB"	<ul style="list-style-type: none"> • USB Serial number • Omitted 	"USB:00000000000000000000" "USB:"
Bluetooth Low Energy	"BLE"	Bluetooth Low Energy BD address	"BLE:00:22:15:7D:70:9C"

- POS Terminal Model

<connection type>:<identifier>[<device ID>]

I/F	Connection type	Identifier	Example
Wi-Fi/Ethernet	<ul style="list-style-type: none"> • "TCP" • "TCPS" 	<ul style="list-style-type: none"> • IP address in IPv4 format • MAC address • Host name 	"TCP:192.168.192.168[local_scanner]"

To connect to the printer via SSL/TLS communication, specify TCPS in the connection type.

timeout

Specifies the maximum time (in milliseconds) to wait for communication with the printer to be established.

Value	Description
Integer from 1000 to 300000	Maximum wait time before an error is returned (in milliseconds).
EPOS2_PARAM_DEFAULT	Specifies the default value (15000).

Return value

The result of the API is returned.

Error status	Description
EPOS2_SUCCESS	The function was executed successfully.
EPOS2_ERR_PARAM	An invalid parameter was passed.
EPOS2_ERR_CONNECT	Failed to open the device.
EPOS2_ERR_TIMEOUT	Failed to communicate with the devices within the specified time.
EPOS2_ERR_ILLEGAL	Tried to start communication with a printer with which communication had been already established. Tried to start communication with a printer during reconnection process.
EPOS2_ERR_MEMORY	Necessary memory could not be allocated.
EPOS2_ERR_FAILURE	An unknown error occurred.
EPOS2_ERR_PROCESSING	Could not run the process.
EPOS2_ERR_NOT_FOUND	The device could not be found.
EPOS2_ERR_IN_USE	The device was in use.
EPOS2_ERR_TYPE_INVALID	The device type is different.
EPOS2_ERR_RECOVERY_FAILURE	Failed to recover the printer.

Supplementary explanation

- ❑ This API is not executed on the main thread. Execute it on the sub-thread.

- ❑ The device ID is an arbitrary character string that is set when the peripheral device is registered to the TM printer (master).
For details, refer to the Technical Reference Guide of each printer.
- ❑ When using multi-threading to connect to multiple printers or peripheral devices, this API and [disconnect](#) cannot be started for other printers or peripheral devices until this API finishes processing. Start the next process after this API finishes processing.
- ❑ If the identifier is omitted in the USB connection, the OS connects with the USB device found first.
- ❑ If Bluetooth and USB are used simultaneously, priority is given to the USB.
- ❑ This API will succeed regardless of the connection status of the TM printer (master) and peripheral devices.
- ❑ Set the barcode scanner suffix to CR (carriage return code). Data cannot be obtained using any other settings.
- ❑ Devices other than printers are exclusively locked. Do not control the scanner and printer connected to the scanner from multiple applications at the same time.
- ❑ If a combination of TM Printer + barcode scanner is used on a connection established via Bluetooth, the barcode data read during printing is notified after the printing is complete.
- ❑ When EPOS2_ERR_RECOVERY_FAILURE is returned in the return value, restart the printer.
- ❑ Depending on the printer, pairing over BLE connection may take time. If a timeout occurs when connecting, adjust the timeout time.
- ❑ Since it takes time to send and receive large amounts of data when connected via BLE, it takes longer to notify when a barcode with a large data size is scanned.
- ❑ When connected in TCP format, Epson ePOS SDK automatically switches between SSL and TSL communication depending on the printer's security mode while the printer is controlled by ESC/POS.

disconnect

Ends communication with the barcode scanner.

Syntax

```
- (int) disconnect;
```

Return value

The result of the API is returned.

Error status	Description
EPOS2_SUCCESS	The function was executed successfully.
EPOS2_ERR_ILLEGAL	Tried to end communication where it had not been established.
EPOS2_ERR_MEMORY	Necessary memory could not be allocated.
EPOS2_ERR_FAILURE	An unknown error occurred.
EPOS2_ERR_PROCESSING	Could not run the process.
EPOS2_ERR_DISCONNECT	Failed to disconnect the device. Tried to terminate communication with a printer during reconnection process.

Supplementary explanation

- ❑ This API is not executed on the main thread. Execute it on the sub-thread.
- ❑ If disconnect is conducted during an application background transition event process, wait until disconnect completes.
- ❑ When using multi-threading to connect to multiple printers or peripheral devices, this API and [connect](#) cannot be started for other printers or peripheral devices until this API finishes processing. Start the next process after this API finishes processing.

getStatus

Acquires the current status information.

Syntax

```
- (Epos2ScannerStatusInfo *)getStatus;
```

Return value

The current status is returned in the Epos2ScannerStatusInfo type.

The following status information is stored in the object as a property.

Printer status	Status	Description
connection:	EPOS2_TRUE	Connected
Connection status	EPOS2_FALSE	Disconnected

Supplementary explanation

- ❑ This API is not executed on the main thread. Execute it on the sub-thread.
- ❑ The status object is set to the status at the timing of execution of this API and will not be updated.
- ❑ If this function is executed within a callback function, nil will be returned.
- ❑ If a combination of TM Printer+ barcode scanner is used on a connection established via Bluetooth or USB, the connection status of TM Printer and the barcode scanner is obtained. If the combination is used by some other connection method, the connection status of the smart device and TM Printer is obtained.

setScanEventDelegate

Registers a callback method for a barcode data entry event.

Syntax

```
- (void) setScanEventDelegate:
    (id<Epos2ScanDelegate>)delegate;
```

Parameter

delegate

Specifies an object conforming to the Epos2ScanDelegate protocol.

Protocol declaration

```
@protocol Epos2ScanDelegate <NSObject>
@required
- (void) onScanData:(Epos2BarcodeScanner *)scannerObj
    scanData:(NSString *)scanData;
@end
```

Parameter

scannerObj

The callback source object is stored.

scanData

The detected string is stored.

Supplementary explanation

- ❑ When this API is run multiple times, the callback method specified later takes effect.
- ❑ If nil is specified in delegate when calling this API, the registered callback method is canceled.
- ❑ The notification timing of the barcode data entry event differs depending on how it is connected. Refer to the description of the target parameter of the [connect](#) API for details.

Epos2MSR class

init

Initializes the Epos2MSR class.

Syntax

- (id) init;

Return value

If the process succeeds, an initialized Epos2MSR class instance will be returned.

If the process fails, nil will be returned. The process may fail due to the following reasons:

Error status	Description
EPOS2_ERR_MEMORY	Memory could not be allocated.

connect

Starts communication with the MSR.

Syntax

```
- (int) connect:(NSString *)target timeout:(long)timeout;
```

Parameter

target

Specifies the method of connecting to the printer by a character string.

Specify the connection method using the following syntax.

<connection type>:<identifier>[<device ID>]

I/F	Connec- tion type	Identifier	Description
Wi-Fi/Ethernet	<ul style="list-style-type: none"> "TCP" "TCPS" 	<ul style="list-style-type: none"> IP address in IPv4 format MAC address Host name 	"TCP:192.168.192.168[local_msr]"

To connect to the printer via SSL/TLS communication, specify TCPS in the connection type.

timeout

Specifies the maximum time (in milliseconds) to wait for communication with the printer to be established.

Value	Description
Integer from 1000 to 300000	Maximum wait time before an error is returned (in milliseconds).
EPOS2_PARAM_DEFAULT	Specifies the default value (15000).

Return value

The result of the API is returned.

Error status	Description
EPOS2_SUCCESS	The function was executed successfully.
EPOS2_ERR_PARAM	An invalid parameter was passed.
EPOS2_ERR_TIMEOUT	Failed to communicate with the devices within the specified time.
EPOS2_ERR_CONNECT	Failed to open the device.
EPOS2_ERR_ILLEGAL	Tried to start communication with a printer with which communication had been already established. Tried to start communication with a printer during reconnection process.
EPOS2_ERR_MEMORY	Necessary memory could not be allocated.

Error status	Description
EPOS2_ERR_FAILURE	An unknown error occurred.
EPOS2_ERR_PROCESSING	Could not run the process.
EPOS2_ERR_NOT_FOUND	The device could not be found.
EPOS2_ERR_IN_USE	The device was in use.
EPOS2_ERR_TYPE_INVALID	The device type is different.
EPOS2_ERR_RECOVERY_FAILURE	Failed to recover the printer.

Supplementary explanation

- ❑ The device ID is set when the MSR is registered to the TM printer (master).
The value differs depending on the control method.

Control method	Device ID	Reference
Device control program	Logical device name	TM-DT Series Peripheral Device Control Guide
Device control script	Arbitrary character string	Technical Reference Guide of the printer

- ❑ When using multi-threading to connect to multiple printers or peripheral devices, this API and [disconnect](#) cannot be started for other printers or peripheral devices until this API finishes processing. Start the next process after this API finishes processing.
- ❑ Devices other than printers are exclusively locked.
- ❑ When EPOS2_ERR_RECOVERY_FAILURE is returned in the return value, restart the printer.

disconnect

Ends communication with the MSR.

Syntax

```
- (int) disconnect;
```

Return value

The result of the API is returned.

Error status	Description
EPOS2_SUCCESS	The function was executed successfully.
EPOS2_ERR_ILLEGAL	Tried to end communication where it had not been established.
EPOS2_ERR_MEMORY	Necessary memory could not be allocated.
EPOS2_ERR_FAILURE	An unknown error occurred.
EPOS2_ERR_PROCESSING	Could not run the process.
EPOS2_ERR_DISCONNECT	Failed to disconnect the device. Tried to terminate communication with a printer during reconnection process.

Supplementary explanation

- ❑ If disconnect is conducted during an application background transition event process, wait until disconnect completes.
- ❑ When using multi-threading to connect to multiple printers or peripheral devices, this API and [connect](#) cannot be started for other printers or peripheral devices until this API finishes processing. Start the next process after this API finishes processing.

getStatus

Acquires the current status information.

Syntax

- (Epos2MSRStatusInfo *)getStatus;

Return value

The current status is returned in the Epos2MSRStatusInfo type.

The following status information is stored in the object as a property.

MSR status	Status	Description
connection :	EPOS2_TRUE	Connected
Connection status	EPOS2_FALSE	Disconnected

Supplementary explanation

The status object is set to the status at the timing of execution of this API and will not be updated.

setDataEventDelegate

Registers a callback method for a card data detection event.

Syntax

```
- (void)
setDataEventDelegate:(id<Epos2MSRDataDelegate>)delegate;
```

Parameter

delegate

Specifies an object conforming to the Epos2MSRDataDelegate protocol.

Protocol declaration

```
@protocol Epos2MSRDataDelegate <NSObject>
@required
- (void) onMSRData:(Epos2MSR *)msrObj
data:(Epos2MSRData *)data;
@end
```

Parameter

msrObj

The callback source object is stored.

data

Acquires the read card data.

The result is stored in the Epos2MSRData structure.

Property	Description
(NSString *)track1	Entire data of track 1
(NSString *)track2	Entire data of track 2
(NSString *)track4	Entire data of track 4 (JIS2 track)
(NSString *)accountNumber	Account number
(NSString *)expirationData	Expiration date ("YYMM" format)
(NSString *)surname	Surname
(NSString *)firstName	First Name
(NSString *)middleInitial	Middle name/initial
(NSString *)title	Title
(NSString *)serviceCode	Service code
(NSString *)track1_dd	Arbitrary data of track 1
(NSString *)track2_dd	Arbitrary data of track 2

Supplementary explanation

- ❑ When this API is run multiple times, the callback method specified later takes effect.
- ❑ If nil is specified in delegate when calling this API, the registered callback method is canceled.

Epos2SimpleSerial Class

init

Initializes the Epos2SimpleSerial class.

Syntax

- (id) init;

Return value

If the process succeeds, an initialized Epos2SimpleSerial class instance will be returned.

If the process fails, nil will be returned. The process may fail due to the following reasons:

Error status	Description
EPOS2_ERR_MEMORY	Memory could not be allocated.

Supplementary explanation

When iterating a process, be sure to generate and destroy instances outside the iterated process and not iterate the process at a short interval.

Memory releasing by the OS may affect the process of the Epson ePOS SDK, resulting in an invalid operation.

connect

Starts communication with the serial communication device.

Syntax

```
- (int) connect:(NSString *)target timeout:(long)timeout;
```

Parameter

target

Specifies the method of connecting to the printer by a character string.

Specify the connection method using the following syntax.

<connection type>:<identifier>[<device ID>]

I/F	Connection type	Identifier	Example
Wi-Fi/Ethernet	<ul style="list-style-type: none"> "TCP" "TCPS" 	<ul style="list-style-type: none"> IP address in IPv4 format MAC address Host name 	"TCP:192.168.192.168[local_serial]"

To connect to the printer via SSL/TLS communication, specify TCPS in the connection type.

timeout

Specifies the maximum time (in milliseconds) to wait for communication with the printer to be established.

Value	Description
Integer from 1000 to 300000	Maximum wait time before an error is returned (in milliseconds).
EPOS2_PARAM_DEFAULT	Specifies the default value (15000).

Return value

The result of the API is returned.

Error status	Description
EPOS2_SUCCESS	The function was executed successfully.
EPOS2_ERR_PARAM	An invalid parameter was passed.
EPOS2_ERR_CONNECT	Failed to open the device.
EPOS2_ERR_TIMEOUT	Failed to communicate with the devices within the specified time.
EPOS2_ERR_ILLEGAL	Tried to start communication with a printer with which communication had been already established. Tried to start communication with a printer during reconnection process.
EPOS2_ERR_MEMORY	Necessary memory could not be allocated.

Error status	Description
EPOS2_ERR_FAILURE	An unknown error occurred.
EPOS2_ERR_PROCESSING	Could not run the process.
EPOS2_ERR_NOT_FOUND	The device could not be found.
EPOS2_ERR_IN_USE	The device was in use.
EPOS2_ERR_TYPE_INVALID	The device type is different.
EPOS2_ERR_RECOVERY_FAILURE	Failed to recover the printer.

Supplementary explanation

- ❑ The device ID is an arbitrary character string that is set when the peripheral device is registered to the TM printer (master).
For details, refer to the Technical Reference Guide of each printer.
- ❑ When using multi-threading to connect to multiple printers or peripheral devices, this API and [disconnect](#) cannot be started for other printers or peripheral devices until this API finishes processing. Start the next process after this API finishes processing.
- ❑ This API will succeed regardless of the connection status of the TM printer (master) and peripheral devices.
- ❑ Devices other than printers are exclusively locked.
- ❑ When EPOS2_ERR_RECOVERY_FAILURE is returned in the return value, restart the printer.

disconnect

Ends communication with the serial communication device.

Syntax

```
- (int) disconnect;
```

Return value

The result of the API is returned.

Error status	Description
EPOS2_SUCCESS	The function was executed successfully.
EPOS2_ERR_ILLEGAL	Tried to start communication with a printer with which communication had been already established.
EPOS2_ERR_MEMORY	Necessary memory could not be allocated.
EPOS2_ERR_FAILURE	An unknown error occurred.
EPOS2_ERR_PROCESSING	Could not run the process.
EPOS2_ERR_DISCONNECT	Failed to disconnect the device. Tried to terminate communication with a printer during reconnection process.

Supplementary explanation

- ❑ If disconnect is conducted during an application background transition event process, wait until disconnect completes.
- ❑ When using multi-threading to connect to multiple printers or peripheral devices, this API and [connect](#) cannot be started for other printers or peripheral devices until this API finishes processing. Start the next process after this API finishes processing.

getStatus

Acquires the current status information.

Syntax

- (Epos2SimpleSerialStatusInfo *)getStatus;

Return value

The current status is returned in the Epos2SimpleSerialStatusInfo type.

The following status information is stored in the object as a property.

Printer status	Status	Description
connection:	EPOS2_TRUE	Connected
Connection status	EPOS2_FALSE	Disconnected

Supplementary explanation

- ❑ The status object is set to the status at the timing of execution of this API and will not be updated.
- ❑ If this function is executed within a callback function, nil will be returned.

sendCommand

Transfers a command.

The return value of this API is the result of sending data to the devices.

The processing result of the devices using this API is returned to the callback method set by the [setReceiveEventDelegate](#) API of the Epos2SimpleSerial class.

Syntax

```
- (int)sendCommand:(NSData *)data;
```

Parameter

data

Specifies the command.

Return value

Error status	Description
EPOS2_SUCCESS	The function was executed successfully.
EPOS2_ERR_PARAM	An invalid parameter was passed.
EPOS2_ERR_MEMORY	Memory necessary for processing could not be allocated.
EPOS2_ERR_FAILURE	An unknown error occurred.
EPOS2_ERR_ILLEGAL	This API was called while no communication had been started.

setReceiveEventDelegate

Registers a callback method for a reception event from the device.

Syntax

```
- (void)
setReceiveEventDelegate:(id<Epos2SimpleSerialReceiveDelega
te>)delegate;
```

Parameter

delegate

Specifies an object conforming to the Epos2SimpleSerialReceiveDelegate protocol.

Protocol declaration

```
@protocol Epos2SimpleSerialReceiveDelegate <NSObject>
@required
- (void) onSimpleSerialReceive:(Epos2SimpleSerial *)serialObj
data:(NSData *)data;
@end
```

Parameter

serialObj

The callback source object is stored.

data

Receives reception data.

Supplementary explanation

- ❑ When this API is run multiple times, the callback method specified later takes effect.
- ❑ If nil is specified in delegate when calling this API, the registered callback method is canceled.
- ❑ When a communication error occurs during ePOS-Device XML control, communication disconnection is not notified.
To notify the disconnection event, implement the [setConnectionEventDelegate](#).

Epos2GermanyFiscalElement Class

init

Initializes the Epos2GermanyFiscalElement class.

Syntax

- (id) init;

Return value

If the process succeeds, an initialized Epos2GermanyFiscalElement class instance will be returned.

If the process fails, nil will be returned. The process fails. The cause may be due to the following reasons:

Error status	Description
EPOS2_ERR_MEMORY	Memory could not be allocated.

Supplementary explanation

When iterating a process, be sure to generate and destroy instances outside the iterated process and not iterate the process at a short interval.

Memory releasing by the OS may affect the process of the Epson ePOS SDK, resulting in an invalid operation.

connect

Starts communication with the German fiscal element (TSE).

Syntax

```
- (int) connect: (NSString *) target
  timeout: (long) timeout;
```

Parameter

target

Specifies the method of connecting to the printer by a character string.

The connection method varies according to the system configuration.

- TM Printer Models

<connection type>:<identifier>

I/F	Connection type	Identifier	Example
Wi-Fi/Ethernet	<ul style="list-style-type: none"> "TCP" "TCPS" 	<ul style="list-style-type: none"> IP address in IPv4 format MAC address Printer host name 	"TCP:192.168.192.168" "TCPS:192.168.192.168"
Bluetooth	"BT"	BD address	"BT:00:22:15:7D:70:9C"
USB	"USB"	<ul style="list-style-type: none"> USB Serial number Omitted 	"USB:00000000000000000000" "USB:"
Bluetooth Low Energy	"BLE"	Bluetooth Low Energy BD address	"BLE:00:22:15:7D:70:9C"

- Customer Display Models

<connection type>:<identifier>

I/F	Connection type	Identifier	Example
Wi-Fi/Ethernet	<ul style="list-style-type: none"> "TCP" "TCPS" 	<ul style="list-style-type: none"> IP address in IPv4 format MAC address Printer host name 	"TCP:192.168.192.168" "TCPS:192.168.192.168"
Bluetooth	"BT"	BD address	"BT:00:22:15:7D:70:9C"
USB	"USB"	<ul style="list-style-type: none"> USB Serial number Omitted 	"USB:00000000000000000000" "USB:"
Bluetooth Low Energy	"BLE"	Bluetooth Low Energy BD address	"BLE:00:22:15:7D:70:9C"

To connect to the printer via SSL/TLS communication, specify using the following syntax.

<connection type>:<identifier>[<device ID>]

I/F	Connection type	Identifier	Example
Wi-Fi/Ethernet	"TCPS"	<ul style="list-style-type: none"> IP address in IPv4 format MAC address Printer host name 	"TCPS:192.168.192.168[local_TSE]"

- TM Printer + DM-D + barcode scanner model/

TM Printer + barcode scanner model

To connect via Wi-Fi/Ethernet network communication, specify using the following syntax.

<connection type>:<identifier>[<device ID>]

I/F	Connection type	Identifier	Example
Wi-Fi/Ethernet	<ul style="list-style-type: none"> "TCP" "TCPS" 	<ul style="list-style-type: none"> IP address in IPv4 format MAC address Printer host name 	"TCP:192.168.192.168[local_TSE]" "TCPS:192.168.192.168[local_TSE]"

The device ID is fixed as [local_TSE].

To connect via Bluetooth, USB, or Bluetooth Low Energy, specify using the following syntax.

<connection type>:<identifier>

I/F	Connection type	Identifier	Example
Bluetooth	"BT"	BD address	"BT:00:22:15:7D:70:9C"
USB	"USB"	<ul style="list-style-type: none"> USB Serial number Omitted 	"USB:00000000000000000000" "USB:"
Bluetooth Low Energy	"BLE"	Bluetooth Low Energy BD address	"BLE:00:22:15:7D:70:9C"

- POS Terminal Model

<connection type>:<identifier>[<device ID>]

I/F	Connection type	Identifier	Example
Wi-Fi/Ethernet	<ul style="list-style-type: none"> "TCP" "TCPS" 	<ul style="list-style-type: none"> IP address in IPv4 format MAC address Printer host name 	"TCP:192.168.192.168[local_TSE]"

To connect to the printer via SSL/TLS communication, specify TCPS in the connection type.

timeout

Specifies the maximum time (in milliseconds) to wait for communication with the printer to be established.

Value	Description
Integer from 1000 to 300000	Maximum wait time before an error is returned (in milliseconds).
EPOS2_PARAM_DEFAULT	Specifies the default value (15000).

Return value

The result of the API is returned.

Error status	Description
EPOS2_SUCCESS	The function was executed successfully.
EPOS2_ERR_PARAM	An invalid parameter was passed.
EPOS2_ERR_CONNECT	Failed to open the device.
EPOS2_ERR_TIMEOUT	Failed to communicate with the devices within the specified time.
EPOS2_ERR_ILLEGAL	Tried to start communication with a printer with which communication had been already established. Tried to start communication with a printer during reconnection process.
EPOS2_ERR_MEMORY	Memory necessary for processing could not be allocated.
EPOS2_ERR_FAILURE	An unknown error occurred.
EPOS2_ERR_PROCESSING	Could not run the process.
EPOS2_ERR_NOT_FOUND	The device could not be found.
EPOS2_ERR_IN_USE	The device was in use.
EPOS2_ERR_TYPE_INVALID	The device type is different.
EPOS2_ERR_RECOVERY_FAILURE	Failed to recover the printer.

Supplementary explanation

- ❑ This API is not executed on the main thread. Execute it on the sub-thread.
- ❑ When communication with the printer is no longer necessary, be sure to call [disconnect](#) to terminate it.
- ❑ When using multi-threading to connect to multiple printers or peripheral devices, this API and [disconnect](#) cannot be started for other printers or peripheral devices until this API finishes processing. Start the next process after this API finishes processing.
- ❑ The printer status is returned to the event registered with the Epos2GermanyFiscalElement class.
For details, refer to Chapter 2 "Programming Flow" and Chapter 6 "To use the same printer from multiple mobile devices."

- ❑ The device ID is an arbitrary character string that is set when the peripheral device is registered to the TM printer (master).
For details, refer to the Technical Reference Guide of each printer.
- ❑ If you are using DHCP to assign the IP address of the printer, specify the MAC address or host name of the printer as the identifier.
- ❑ If you specify the host name of the printer as the identifier, use in the environment where it can be found by the DNS server.
- ❑ When connecting with the printer using Bluetooth, complete pairing before calling the connect command.
- ❑ Depending on the project settings, Bluetooth communication may be disconnected if the application runs in the background.
- ❑ If the identifier is omitted in the USB connection, the OS connects with the USB device found first.
- ❑ If Bluetooth and USB are used simultaneously, priority is given to the USB.
- ❑ This API will succeed regardless of the connection status of the TM printer (master) and peripheral devices.
- ❑ When EPOS2_ERR_RECOVERY_FAILURE is returned in the return value, restart the printer.
- ❑ Depending on the printer, pairing over BLE connection may take time. If a timeout occurs when connecting, adjust the wait time to connect.
- ❑ When connecting via BLE, it takes time to send and receive large amounts of data.
- ❑ When connected in TCP format, Epson ePOS SDK automatically switches between SSL and TLS communication depending on the printer's security mode while the printer is controlled by ESC/POS.

disconnect

Ends communication with the German fiscal element (TSE).

Syntax

```
- (int)disconnect;
```

Return value

The result of the API is returned.

Error status	Description
EPOS2_SUCCESS	The function was executed successfully.
EPOS2_ERR_ILLEGAL	Tried to end communication where it had not been established.
EPOS2_ERR_MEMORY	Memory necessary for processing could not be allocated.
EPOS2_ERR_FAILURE	An unknown error occurred.
EPOS2_ERR_PROCESSING	Could not run the process.
EPOS2_ERR_DISCONNECT	Failed to disconnect the device. Tried to terminate communication with a printer during reconnection process.

Supplementary explanation

- ❑ This API is not executed on the main thread. Execute it on the sub-thread.
- ❑ If disconnect is conducted during an application background transition event process, wait until disconnect completes.
- ❑ When using multi-threading to connect to multiple printers or peripheral devices, this API and [connect](#) cannot be started for other printers or peripheral devices until this API finishes processing. Start the next process after this API finishes processing.

getStatus

Acquires the connection status with the German fiscal element (TSE).

Syntax

```
- (Epos2GermanyFiscalElementStatusinfo *) getStatus;
```

Return value

The current status is returned in the Epos2GermanyFiscalElementStatusinfo type.

The following status information is stored in the object as a property.

Printer status	Status	Description
connection:	EPOS2_TRUE	Connected
Connection status	EPOS2_FALSE	Disconnected

Supplementary explanation

- ❑ This API is not executed on the main thread. Execute it on the sub-thread.
- ❑ The status object is set to the status at the timing of execution of this API and will not be updated.
- ❑ If this function is executed within a callback function, nil will be returned.

operate

Sends the JSON string to the German fiscal element (TSE).

The processing result of the devices using this API is returned to the callback method set by [setReceiveEventDelegate](#) of the Epos2GermanyFiscalElement class.

Syntax

```
- (int) operate: (NSString *) jsonString
  timeout: (long) timeout;
```

Parameter

jsonString

Specifies the JSON string to be sent to the German fiscal element (TSE).

timeout

Specifies the timeout period before completion of command transmission in milliseconds.

Value	Description
Integer from 5000 to 120000	Maximum wait time before an error is returned (in milliseconds).
EPOS2_PARAM_DEFAULT	Specifies the default value (10000).

Return value

The result of the API is returned.

Error status	Description
EPOS2_SUCCESS	The function was executed successfully.
EPOS2_ERR_PARAM	An invalid parameter was passed.
EPOS2_ERR_ILLEGAL	This API was called while no communication had been started.
EPOS2_ERR_PROCESSING	Could not run the process.
EPOS2_ERR_MEMORY	Memory necessary for processing could not be allocated.
EPOS2_ERR_FAILURE	An unknown error occurred.

Supplementary explanation

- ❑ Immediately after starting the printer, do not execute this API until the LED is lit.
Execution takes time, and a timeout error may occur.
- ❑ If this API is executed during the printer processing, EPOS2_ERR_PROCESSING will occur.
Execute this API after receiving the callback for process completion.
- ❑ If nil is specified in the JSON string, or if the size of the jsonString to be sent is 64 KByte or more, EPOS2_ERR_PARAM is returned as the return value.

setReceiveEventDelegate

Registers the callback method for response document receive events.

Syntax

```
- (void) setReceiveEventDelegate:
(id<Epos2GermanyFiscalElementReceiveDelegate>) delegate;
```

Parameter

delegate

Specifies an object conforming to the Epos2GermanyFiscalElementReceiveDelegate protocol.

Protocol declaration

```
(void)
onGfeReceive:(Epos2GermanyFiscalElement
*)germanyFiscalObj code:(int)code
data:(NSString *)data
```

Parameter

germanyFiscalObj

The callback source object is stored.

code

The processing result is stored.

Error status	Description
EPOS2_CODE_SUCCESS	Processed successfully.
EPOS2_CODE_ERR_TIMEOUT	Failed to communicate with the devices within the specified time.
EPOS2_CODE_ERR_PORT	Error was detected with the communication port.
EPOS2_CODE_ERR_GET_JSON_SIZE	Failed to acquire the JSON string.
EPOS2_CODE_ERR_AUTORECOVER	Automatic recovery error occurred.
EPOS2_CODE_ERR_UNRECOVERABLE	Unrecoverable error occurred.
EPOS2_CODE_ERR_CUTTER	Auto cutter error occurred.
EPOS2_CODE_ERR_MECHANICAL	Mechanical error occurred.
EPOS2_CODE_ERR_NOT_FOUND	The device was not found.
EPOS2_CODE_ERR_DEVICE_BUSY	The specified device is in process and the process cannot be executed.

data

The processing result is stored in the JSON string.

Supplementary explanation

- ❑ When this API is run multiple times, the callback method specified later takes effect.
- ❑ If nil is specified in delegate when calling this API, the registered callback method is canceled.

Epos2OtherPeripheral class

init

Initializes the Epos2OtherPeripheral class.

Syntax

- (id) init;

Return value

If the process succeeds, an initialized Epos2OtherPeripheral class instance will be returned.

If the process fails, nil will be returned. The process fails. The cause may be due to the following reasons:

Error status	Description
EPOS2_ERR_MEMORY	Memory could not be allocated.

connect

Starts communication with the peripheral device.

Syntax

```
- (int)connect: (NSString *)target timeout:(long)timeout;
```

Parameter

target

Specifies the method of connecting to the printer by a character string.

Specify the connection method using the following syntax.

<connection type>:<identifier>[<device ID>]

I/F	Connection type	Identifier	Description
Wi-Fi/Ethernet	<ul style="list-style-type: none"> "TCP" "TCPS" 	<ul style="list-style-type: none"> IP address in IPv4 format MAC address Host name 	"TCP:192.168.192.168[local_othe r]"

To connect to the printer via SSL/TLS communication, specify TCPS in the connection type.

timeout

Specifies the maximum time (in milliseconds) to wait for communication with the printer to be established.

Value	Description
Integer from 1000 to 300000	Maximum wait time before an error is returned (in milliseconds).
EPOS2_PARAM_DEFAULT	Specifies the default value (15000).

Return value

Error status	Description
EPOS2_SUCCESS	The function was executed successfully.
EPOS2_ERR_PARAM	An invalid parameter was passed.
EPOS2_ERR_TIMEOUT	Failed to communicate with the devices within the specified time.
EPOS2_ERR_CONNECT	Failed to open the device.
EPOS2_ERR_MEMORY	Sufficient memory required for processing could not be allocated.
EPOS2_ERR_FAILURE	An unknown error occurred.
EPOS2_ERR_PROCESSING	Could not run the process.
EPOS2_ERR_NOT_FOUND	The device could not be found.

Error status	Description
EPOS2_ERR_IN_USE	The device was in use.
EPOS2_ERR_TYPE_INVALID	The device type is different.
EPOS2_ERR_ILLEGAL	Tried to start communication with a printer with which communication had been already established. Tried to start communication with a printer during reconnection process.
EPOS2_ERR_RECOVERY_FAILURE	Failed to recover the printer.

Supplementary explanation

- ❑ The device ID is a logical device name that is set when the peripheral device is registered to the TM printer (master).
For details, refer to the TM-DT Series Peripheral Device Control Guide.
- ❑ When using multi-threading to connect to multiple printers or peripheral devices, this API and [disconnect](#) cannot be started for other printers or peripheral devices until this API finishes processing. Start the next process after this API finishes processing.
- ❑ Devices other than printers are exclusively locked.
- ❑ When EPOS2_ERR_RECOVERY_FAILURE is returned in the return value, restart the printer.

disconnect

Ends communication with the peripheral device.

Syntax

```
- (int)disconnect;
```

Return value

Error status	Description
EPOS2_SUCCESS	The function was executed successfully.
EPOS2_ERR_ILLEGAL	Tried to end communication where it had not been established.
EPOS2_ERR_MEMORY	Necessary memory could not be allocated.
EPOS2_ERR_FAILURE	An unknown error occurred.
EPOS2_ERR_PROCESSING	Could not run the process.
EPOS2_ERR_DISCONNECT	Failed to disconnect the device. Tried to terminate communication with a printer during reconnection process.

Supplementary explanation

- ❑ If disconnect is conducted during an application background transition event process, wait until disconnect completes.
- ❑ When using multi-threading to connect to multiple printers or peripheral devices, this API and [connect](#) cannot be started for other printers or peripheral devices until this API finishes processing. Start the next process after this API finishes processing.

getStatus

Acquires the current status information.

Syntax

- (Epos2OtherPeripheralStatusInfo *)getStatus;

Return value

The current status is returned in the Epos2OtherPeripheralStatusInfo type.

The following status information is stored in the object as a property.

Device status	Status	Description
connection :	EPOS2_TRUE	Connected
Connection status	EPOS2_FALSE	Disconnected

Supplementary explanation

The status object is set to the status at the timing of execution of this API and will not be updated.

sendData

Sends data to the peripheral device. Specifies the arbitrary function of the device control program side, and passes JSON data made from a set of the property name and value.

For details, refer to the TM-DT Series Peripheral Device Control Guide.

Syntax

```
- (int)sendData:(NSString *)methodName data:NSString
*)data;
```

Parameter

methodName

Specifies the function name to be executed.

data

Specifies the parameter to be passed to the function in JSON string.

Return value

Error status	Description
EPOS2_SUCCESS	The function was executed successfully.
EPOS2_ERR_PARAM	An invalid parameter was passed.
EPOS2_ERR_CONNECT	Communication failed.
EPOS2_ERR_MEMORY	Sufficient memory required for processing could not be allocated.
EPOS2_ERR_FAILURE	An unknown error occurred.

setReceiveEventDelegate

Registers a callback method for a notification of reception data from the peripheral device event.

Syntax

```
- (void)
setReceiveEventDelegate:(id<Epos2OtherReceiveDelegate>)del
egate;
```

Parameter

delegate

Specifies an object conforming to the Epos2OtherReceiveDelegate protocol.

Protocol declaration

```
@protocol Epos2OtherReceiveDelegate <NSObject>
@required
- (void) onOtherReceive:(Epos2OtherPeripheral *)otherObj
eventName:(NSString *)eventName data:(NSString *)data;
@end
```

Parameter

otherObj

The callback source object is stored.

eventName

The event name is stored.

data

Reception data is stored in the JSON string.

Supplementary explanation

- ❑ When this API is run multiple times, the callback method specified later takes effect.
- ❑ If nil is specified in delegate when calling this API, the registered callback method is canceled.

Epos2CommBox Class

init

Initializes the Epos2CommBox class.

Syntax

- (id) init;

Return value

If the process succeeds, an initialized Epos2CommBox class instance will be returned.

If the process fails, nil will be returned. The process may fail due to the following reasons:

Error status	Description
EPOS2_ERR_MEMORY	Memory could not be allocated.

Supplementary explanation

When iterating a process, be sure to generate and destroy instances outside the iterated process and not iterate the process at a short interval.

Memory releasing by the OS may affect the process of the Epson ePOS SDK, resulting in an invalid operation.

connect

Starts communication with the communication box.

Syntax

```
- (int)connect: (NSString *)target timeout:(long)timeout  
myId:(NSString *)myId;
```

Parameter

target

Specifies the method of connecting to the printer by a character string.

Specify the connection method using the following syntax.

<connection type>:<identifier>[<box ID>]

I/F	Con- nec- tion type	Identifier	Example
Wi-Fi/Ethernet	<ul style="list-style-type: none"> "TCP" "TCPS" 	<ul style="list-style-type: none"> IP address in IPv4 format MAC address Host name 	"TCP:192.168.192.168[Box1]"

To connect to the printer via SSL/TLS communication, specify TCPS in the connection type.

timeout

Specifies the maximum time (in milliseconds) to wait for communication with the printer to be established.

Value	Description
Integer from 1000 to 300000	Maximum wait time before an error is returned (in milliseconds).
EPOS2_PARAM_DEFAULT	Specifies the default value (15000).

myId

Specifies a member ID to identify the application itself in the communication box.

Return value

Error status	Description
EPOS2_SUCCESS	The function was executed successfully.
EPOS2_ERR_PARAM	An invalid parameter was passed.
EPOS2_ERR_CONNECT	Could not open the device.
EPOS2_ERR_TIMEOUT	Failed to communicate with the devices within the specified time.
EPOS2_ERR_MEMORY	Memory necessary for processing could not be allocated.
EPOS2_ERR_FAILURE	An unknown error occurred.

Error status	Description
EPOS2_ERR_PROCESSING	Could not run the process.
EPOS2_ERR_ALREADY_OPENED	Communication box is already open.
EPOS2_ERR_ALREADY_USED	Specified member ID is already in use.
EPOS2_ERR_BOX_COUNT_OVER	The number of created communication boxes has exceeded the upper limit.
EPOS2_ERR_BOX_CLIENT_OVER	The number of members belong to the communication box has exceeded the upper limit.
EPOS2_ERR_RECOVERY_FAILURE	Failed to recover the printer.

Supplementary explanation

- ❑ This API will succeed regardless of the connection status of the TM printer (master) and peripheral devices.
- ❑ Devices other than printers are exclusively locked.
- ❑ When EPOS2_ERR_RECOVERY_FAILURE is returned in the return value, restart the printer.

disconnect

Ends communication with the communication box.

Syntax

- (int)disconnect;

Return value

Error status	Description
EPOS2_SUCCESS	The function was executed successfully.
EPOS2_ERR_PARAM	An invalid parameter was passed.
EPOS2_ERR_CONNECT	Communication failed.
EPOS2_ERR_MEMORY	Memory necessary for processing could not be allocated.
EPOS2_ERR_FAILURE	An unknown error occurred.
EPOS2_ERR_PROCESSING	Could not run the process.

Supplementary explanation

If disconnect is conducted during an application background transition event process, wait until disconnect completes.

getStatus

Acquires the current status information.

Syntax

```
- (Epos2CommBoxStatusInfo *)getStatus;
```

Return value

The current status is returned in the Epos2CommBoxStatusInfo type.

The following status information is stored in the object as a property.

Printer status	Status	Description
connection:	EPOS2_TRUE	Connected
Connection status	EPOS2_FALSE	Disconnected

Supplementary explanation

- ❑ The status object is set to the status at the timing of execution of this API and will not be updated.
- ❑ If this function is executed within a callback function, nil will be returned.

getCommHistory

Acquires the transmission history of the communication box.

The return value of this API is the result of sending data to the devices.

The processing result of the devices using this API is returned to the callback method.

Syntax

```
-
(int)getCommHistory:(id<Epos2GetCommHisotoryDelegate>)
delegate;
```

Parameter

delegate

Specifies an object conforming to the Epos2GetCommHistoryDelegate protocol.

Return value

Error status	Description
EPOS2_SUCCESS	The function was executed successfully.
EPOS2_ERR_PARAM	An invalid parameter was passed.
EPOS2_ERR_CONNECT	Communication failed.
EPOS2_ERR_MEMORY	Memory necessary for processing could not be allocated.
EPOS2_ERR_FAILURE	An unknown error occurred.
EPOS2_ERR_PROCESSING	Could not run the process.

Protocol declaration

```
@protocol Epos2GetCommHistoryDelegate <NSObject>
@required
- (void) onGetCommHistory:(Epos2CommBox *)commBoxObj
code:(int)code historyList:(NSArray *)historyList;
@end
```

Parameter

commBoxObj

The callback source object is stored.

code

Error status	Description
EPOS2_SUCCESS	Processed successfully.
EPOS2_CODE_FAILURE	An unknown error occurred.

historyList

The transmission history of the communication box is stored.

(NSDictionary *)historyList[index]	
Key	Description
(NSString *)senderId	The member ID of the transmitter is stored. If no member ID was specified when running the connect method, "" (blank character) is set.
(NSString *)receiverId	The member ID of the receiver is stored. If data was sent to all the members of the communication box, "" (blank character) is set.
(NSString *)message	Received data is set.

sendMessage

Sends a message to the communication box.

The return value of this API is the result of sending data to the devices.

The processing result of the devices using this API is returned to the callback method.

Syntax

```
- (int)sendMessage:(NSString *)message targetId:(NSString *)targetId
  delegate:(id<Epos2CommBoxSendMessageDelegate>)delegate;
```

Parameter

message

Specifies data to send to the communication box.

targetId

Specifies the member ID of the receiver.

When nil or "" (blank character) is specified, data is sent to all the members other than the transmitter.

delegate

Specifies an object conforming to the Epos2CommBoxSendMessageDelegate protocol.

Return value

Error status	Description
EPOS2_SUCCESS	The function was executed successfully.
EPOS2_ERR_PARAM	An invalid parameter was passed.
EPOS2_ERR_MEMORY	Memory necessary for processing could not be allocated.
EPOS2_ERR_FAILURE	An unknown error occurred.
EPOS2_ERR_PROCESSING	Could not run the process.
EPOS2_ERR_ILLEGAL	This API was called while no communication had been started.

Protocol declaration

```

@protocol Epos2CommBoxSendMessageDelegate <NSObject>
@required
- (void) onCommBoxSendMessage:(Epos2CommBox
*)commBoxObj code:(int)code count:(long)count;
@end

```

Parameter**commBoxObject**

The callback source object is stored.

code

Error status	Description
EPOS2_CODE_SUCCESS	Processed successfully.
EPOS2_CODE_ERR_NOT_FOUND	Specified member ID cannot be found.
EPOS2_CODE_ERR_FAILURE	An unknown error occurred.

count

Number of clients which tried to send the message is stored.

setReceiveEventDelegate

Registers a callback method for a message reception event of the communication box.

Syntax

```
- (void)
setReceiveEventDelegate:(id<Epos2CommBoxReceiveDelegate
>)delegate;
```

Parameter

delegate

Specifies an object conforming to the Epos2CommBoxReceiveDelegate protocol.

Protocol declaration

```
@protocol Epos2CommBoxReceiveDelegate <NSObject>
@required
- (void) onCommBoxReceive:(Epos2CommBox
*)commBoxObj senderId:(NSString *)senderId
receiverId:(NSString *)receiverId message:(NSString
*)message;
@end;
```

Parameter

commBoxObj

The callback source object is stored.

senderId

The member ID of the transmitter is stored.

If no member ID was specified when running the connect method, "" (blank character) is set.

receiverId

The member ID of the receiver is stored.

If data was sent to all the members of the communication box, "" (blank character) is set.

message

The received message is stored.

Supplementary explanation

- ❑ When this API is run multiple times, the callback method specified later takes effect.
- ❑ If nil is specified in delegate when calling this API, the registered callback method is canceled.
- ❑ When a communication error occurs during ePOS-Device XML control, communication disconnection is not notified.
To notify the disconnection event, implement the [setConnectionEventDelegate](#).

Common to all classes

getAdmin

Acquires the administrator name set with printer.

Syntax

```
-(NSString *)getAdmin;
```

Return value

A string for the administrator name.

Supplementary explanation

- ❑ If not set, "" (blank character) is returned for the TM printer.
- ❑ The administrator name is set by EPSON TMNet WebConfig.
- ❑ This API cannot be used with Bluetooth communication.

getLocation

Acquires the installation location information set with printer.

Syntax

```
-(NSString *)getLocation;
```

Return value

A string for the installation location.

Supplementary explanation

- ❑ If not set, "" (blank character) is returned for the TM printer.
- ❑ The installation location information is set by EPSON TMNet WebConfig.
- ❑ This API cannot be used with Bluetooth communication.

setConnectionEventDelegate

Registers a callback method which receives a notification that the reconnection process has been started.

Syntax

```
- (void)
setConnectionEventDelegate:(id<Epos2ConnectionDelegate>)
delegate;
```

Parameter

delegate

Specifies an object conforming to the Epos2ConnectionDelegate protocol.

Protocol declaration

```
@protocol Epos2ConnectionDelegate <NSObject>
@required
- (void) onConnection:(id)deviceObj
eventType:(int)eventType;
@end
```

Parameter

deviceObj

The callback source object is stored.

eventType

The type of the event that occurred is stored.

Event type	Description
EPOS2_EVENT_RECONNECTING	Reconnection start event
EPOS2_EVENT_RECONNECT	Reconnection completion event
EPOS2_EVENT_DISCONNECT	Disconnection event

Supplementary explanation

- ❑ When this API is run multiple times, the callback method specified later takes effect.
- ❑ If nil is specified in delegate when calling this API, the registered callback method is canceled.
- ❑ It takes about 30 seconds for the disconnection event to occur after the disconnection.
- ❑ Do not make any call operation when EPOS2_EVENT_RECONNECTING has occurred.
Wait until EPOS2_EVENT_RECONNECT or EPOS2_EVENT_DISCONNECT occurs.
- ❑ EPOS2_EVENT_DISCONNECT occurs in the following cases:
When disconnect is running
When connection fails after occurrence of EPOS2_EVENT_RECONNECTING
- ❑ When EPOS2_EVENT_DISCONNECT occurs, it is not necessary to call disconnect.
When disconnect is called, ERR_ILLEGAL will be returned in the return value.

setBufferingEnabled

Specifies whether or not to send data which occurs while reconnection with the device is in progress after reconnection.

Syntax

```
-(int) setBufferingEnabled:(int) enabled
```

Parameter

Enabled

Value	Description
EPOS2_TRUE (default)	Sends data.
EPOS2_FALSE	Does not send data.
EPOS2_PARAM_DEFAULT	Specifies the default value (Sends data).

Return value

Error status	Description
EPOS2_SUCCESS	The function was executed successfully.
EPOS2_ERR_PARAM	An invalid parameter was passed.
EPOS2_ERR_FAILURE	An unknown error occurred.

Supplementary explanation

- ❑ Use this API before starting communication with the printer (before executing the connect API).
- ❑ Available during ePOS-Device XML control.
- ❑ Use this API for each applicable class.

Epos2Discovery Class

start

Starts searching for the specified device type.
Each device is reported by the callback as it is detected.

Syntax

```
+ (int) start:(Epos2FilterOption *)filterOption
  delegate:(id<Epos2DiscoveryDelegate>)delegate;
```

Parameter

filterOption

In order to filter the search result, set the filter option in the Epos2FilterOption type and specify it in the parameter. When nil is specified, search is run with the default settings.

The following information is stored in the Epos2FilterOption type.

☐ portType

Selects the port to search.

Value	Description
EPOS2_PORTTYPE_ALL (default)	Search for all devices which can be connected via TCP, Bluetooth, USB or BLE.
EPOS2_PORTTYPE_TCP	Search for devices connected to the network.
EPOS2_PORTTYPE_BLUETOOTH	Search for devices which can be connected via Bluetooth.
EPOS2_PORTTYPE_USB	Search for devices which can be connected via USB.
EPOS2_PORTTYPE_BLUETOOTH_LE	Search for devices that can be connected via Bluetooth Low Energy.

☐ broadcast

Specify a Broadcast Address for TCP search as a string.

Value	Description
"255.255.255.255" (default)	-

☐ deviceModel

Specifies the device model to search for.

Value	Description
EPOS2_MODEL_ALL	Search for all models.

deviceType

Specifies the device type to search for.

The device type settings other than "EPOS2_TYPE_ALL" can be used for the following systems connected using Wi-Fi or Ethernet.

- Customer Display Models (SSL/TLS communication only)
- TM Printer + DM-D + barcode scanner model
- TM Printer + barcode scanner model
- POS Terminal Model

Value	Description
EPOS2_TYPE_ALL (default)	Search for all devices.
EPOS2_TYPE_PRINTER	Search for printers.
EPOS2_TYPE_HYBRID_PRINTER	Searches for hybrid model printers.
EPOS2_TYPE_DISPLAY	Search for customer displays.
EPOS2_TYPE_KEYBOARD	Search for keyboards.
EPOS2_TYPE_SCANNER	Search for barcode scanners.
EPOS2_TYPE_SERIAL	Search for serial communication devices.
EPOS2_TYPE_POS_KEYBOARD	Search for the POS keyboard.
EPOS2_TYPE_MSR	Search for the MSR.
EPOS2_TYPE_GFE	Search for the German fiscal element (TSE).
EPOS2_TYPE_OTHER_PERIPHERAL	Search for other peripheral devices.

delegate

Specifies an object conforming to the Epos2DiscoveryDelegate protocol.

Return value

Error status	Description
EPOS2_SUCCESS	The function was executed successfully.
EPOS2_ERR_PARAM	An invalid parameter was passed.
EPOS2_ERR_ILLEGAL	Tried to start search when search had been already done.
EPOS2_ERR_MEMORY	Memory necessary for processing could not be allocated.
EPOS2_ERR_FAILURE	An unknown error occurred.
EPOS2_ERR_PROCESSING	Could not run the process.

Protocol declaration

```
@protocol Epos2DiscoveryDelegate <NSObject>
@required
- (void) onDiscovery:(Epos2DeviceInfo *)deviceInfo;
@end
```

Parameter**deviceInfo**

The device information of the detected device is stored in the Epos2DeviceInfo type.

The following device information is stored.

☐ deviceType

The device type is stored.

Device type	Status
For a printer	EPOS2_TYPE_PRINTER
For hybrid model printers	EPOS2_TYPE_HYBRID_PRINTER
For a customer display	EPOS2_TYPE_DISPLAY
For a keyboard	EPOS2_TYPE_KEYBOARD
For a barcode scanner	EPOS2_TYPE_SCANNER
For a serial communication device	EPOS2_TYPE_SERIAL
For POS keyboard	EPOS2_TYPE_POS_KEYBOARD
For MSR	EPOS2_TYPE_MSR
For German fiscal element (TSE)	EPOS2_TYPE_GFE
For other peripheral devices	EPOS2_TYPE_OTHER_PERIPHERAL

☐ target

The connection target of a device which can be specified by connectAPI is stored as a string.

Example)

"TCP:192.168.192.168"

"BT:00:22:15:7D:70:9C"

"USB:00000000000000000000"

"TCP:192.168.192.168[local_printer]"

"TCP:192.168.192.168[local_display]"

"TCP:12:34:56:78:56:78"

"BLE: 00:22:15:7D:70:9C"

"TCPS:192.168.192.168"

"TCPS:12:34:56:78:56:78"

☐ deviceName

The name set to the device is stored.

If it could not be acquired, "" (blank character) is stored.

Example)

For a printer: "TM-T88V"

❑ ipAddress

The IP address is stored.

If it could not be acquired, "" (blank character) is stored.

Example)

TCP: "192.168.192.168"

BT: ""(blank character)

USB: ""(blank character)

BLE: ""(blank character)

❑ macAddress

The MAC address is stored.

If it could not be acquired, "" (blank character) is stored.

Example)

TCP: "12:34:56:78:56:78"

BT: ""(blank character)

USB: ""(blank character)

BLE: ""(blank character)

❑ bdAddress

The BD address is stored.

If it could not be acquired, "" (blank character) is stored.

Example)

TCP: ""(blank character)

BT: "12:34:56:78:56:78"

USB: ""(blank character)

BLE: ""(blank character)

❑ leBdAddress

The Bluetooth Low Energy BD address is stored.

If it could not be acquired, "" (blank character) is stored.

Example)

TCP: ""(blank character)

BT: ""(blank character)

USB: ""(blank character)

BLE: "00:22:15:7D:70:9C"

Supplementary explanation

- ❑ The search result of this API is reported to the callback function for each device detected.
An already opened device is also reported. However, an already opened Bluetooth device is not reported.
- ❑ In search for TCP devices, if multiple devices with the same IP address exist, the device information is treated as a single device. Consistency for such device information is not guaranteed.
- ❑ If the printer has its TCP address and TCPS address, and the both are detected, only the TCPS address is reported to the callback function.

- ❑ Hybrid model printers can be detected as deviceType of EPOS2_TYPE_PRINTER and EPOS2_TYPE_HYBRID_PRINTER.
- ❑ After the search begins and the process ends, make sure to end the search.
- ❑ In iOS14 or later, when a dialog asking permission to access the local network appears after this API is executed, execute [stop](#) after permission to access the local network is granted, end the search, and then execute this API again and perform a search.

stop

Stops search.

Syntax

```
+ (int) stop;
```

Return value

Error status	Description
EPOS2_SUCCESS	The function was executed successfully.
EPOS2_ERR_ILLEGAL	Tried to stop a search while it had not been started.
EPOS2_ERR_FAILURE	An unknown error occurred.

Supplementary explanation

After the search begins and the process ends, make sure to end the search.

Epos2Log Class

setLogSettings

Sets the log output function.

Syntax

```
+(int) setLogSettings:(int) period output:(int) output
ipAddress:(NSString *)ipAddress port:(int)port
logSize:(int)logSize logLevel:(int)logLevel;
```

Parameter

period

Specifies whether the log output function setting is temporary or permanent.

The configuration file is not created for temporary setting but is created for permanent setting.

Value	Description
EPOS2_PERIOD_TEMPORARY	Temporarily reflects the setting.
EPOS2_PERIOD_PERMANENT	Permanently reflects the setting.

output

Enables or disables the log output function and specifies the log output location.

Value	Description
EPOS2_OUTPUT_DISABLE	Disables the log output function.
EPOS2_OUTPUT_STORAGE	Output to the storage of the terminal.
EPOS2_OUTPUT_TCP	Output via TCP.

ipAddress

Specifies the IP address for TCP communication.

Specifies the IP address in the IPv4 format.

nil can be specified when the log output function is disabled or the log is output to the storage of the terminal.

port

Specifies the port number for TCP communication.

Also specifies a value within the valid range even when the log output function is disabled or the log is output to the storage of the terminal.

Value	Description
Integer from 0 to 65535	Port number

logSize

Specifies the maximum capacity of the log stored in the storage.

Also specifies a value within the valid range even when the log output function is disabled or the log is output to TCP.

Value	Description
Integer from 1 to 1000	Maximum capacity of the log stored (in MB)

logLevel

Specifies the log output level.

Value	Description
EPOS2_LOGLEVEL_LOW	Low level

Return value

Error status

If the process succeeds, EPOS2_SUCCESS will be returned.

If the process fails, one of the following values be returned.

Error status	Description
EPOS2_ERR_PARAM	An invalid parameter was passed.
EPOS2_ERR_FAILURE	An unknown error occurred.

Supplementary explanation

When setting output to EPOS2_OUTPUT_STORAGE, enable the file sharing setting of iTunes. Follow the procedure below.

1. Add "UIFileSharingEnabled" to nfo.plist of the application.
Automatically changed to "Application supports iTunes file sharing".
2. Set Value of "Application supports iTunes file sharing" to "YES."

SdkVersion

Acquires the Epson ePOS SDK version.

Syntax

Getter

`-(NSString) getSdkVersion`

Supplementary explanation

The version of SDK used can be acquired as a character string.

Example: "Ver.2.0.0"

Epos2BluetoothConnection Class

connectDevice

Shows a list of Bluetooth devices available for pairing and pairs a selected device with the terminal.
Acquires the Bluetooth address of the printer newly paired with the terminal.

Syntax

```
- (int) connectDevice:(NSString *) macAddress;
```

Parameter

macAddress

The BD address of the printer newly paired is returned.

Format	Description
BT:00:11:22:33:44:55	Separated by ":" (colon).

Return value

The result of the API is returned.

Error status	Description
EPOS2_BT_SUCCESS	The function was executed successfully.
EPOS2_BT_ERR_PARAM	An invalid parameter was passed.
EPOS2_BT_ERR_UNSUPPORTED	The function was executed on an unsupported OS.
EPOS2_BT_ERR_CANCEL	Pairing connection was canceled.
EPOS2_BT_ERR_ALREADY_CONNECT	A printer already paired was selected.
EPOS2_BT_ERR_ILLEGAL_DEVICE	An invalid device was selected.
EPOS2_ERR_FAILURE	An unknown error occurred.

Supplementary explanation

- ❑ Do not run this API on the main thread. Use `performSelectorOnMainThread` or run it on a sub thread.
- ❑ Use this API before calling [connect](#) API.
- ❑ Complete pairing and connecting with the Bluetooth device, and then start the application, or use `connectDevice` API to establish pairing and connection with the device.

disconnectDevice

Disconnects from a Bluetooth device paired with the terminal.

Syntax

```
- (int) disconnectDevice:(NSString *) macAddress;
```

Parameter

macAddress

Specify the BD address of a paired printer to disconnect.

Format	Description
BT: 00:11:22:33:44:55	Separated by ":" (colon).
BT: 00-11-22-33-44-55	Separated by "-" (hyphen).
BT: 001122334455	No separation

Return value

The result of the API is returned.

Error status	Description
EPOS2_BT_SUCCESS	The function was executed successfully.
EPOS2_BT_ERR_PARAM	An invalid parameter was passed.
EPOS2_BT_ERR_CONNECT	A communication error occurred.
EPOS2_BT_ERR_MEMORY	Memory necessary for processing could not be allocated.
EPOS2_BT_ERR_ILLEGAL	The function was used in an illegal way.
EPOS2_BT_ERR_UNSUPPORTED	The function was used with an unsupported printer.
EPOS2_ERR_FAILURE	An unknown error occurred.

Supplementary explanation

Use this API after calling [disconnect](#) API.

EasySelect Class

parseNFC

Analyzes NFC tags data.

Syntax

```
- (NSArray<EposEasySelectInfo *> *)
  parseNFC:(NFCNDEFMessage *)message
  timeout:(long)timeout
```

Parameter

message

Specifies the NDEF message of the acquired NFC tag.

NDEF message to be analyzed	Description
Network data	For Network (uniquely defined data)
BTSSP	For Bluetooth (NFR standard)

timeout

Specifies the wait time for a NFC tag to be analyzed.

Value	Description
Integer from 0 to 60000	Wait time for analysis (in msec units)
PARSE_NFC_TIMEOUT_DEFAULT	Specifies the default value (500).

Return value

The NFC tag analysis result is stored in NSArray and returned to the member variables of the EasySelectInfo class.

When the analysis has failed, nil is returned.

Supplementary explanation

- ❑ Import CoreNFC.framework for using this API.
- ❑ nil or "" (blank) will be returned if information for the member variables of the EasySelectInfo class cannot be acquired from the message.
- ❑ If nil or "" (blank) is returned to analysis data, refer to the following.

Status	Cause	Countermeasure
nil or "" (blank) is returned to EasySelectInfo.printerName	Printer name information is not included in the NFC tag.	Define the printer name information in the NFC tag.

Status	Cause	Countermeasure
"" (blank) is returned to EasySelect-Info.macAddress	<ul style="list-style-type: none">• Communication with the printer is terminated.• Timeout occurred for the MAC address response from the printer.	Check if there is no problem in the connection and power of the printer.

parseQR

Analyzes QR tags data.

Syntax

- (EposEasySelectInfo*) parseQR:(NSString *)data

Parameter

data

Specifies QR code data that has been read by using iOS API.

Return value

The QR code analysis result is returned to the member variables of the EasySelectInfo class.

When the analysis has failed, nil is returned.

Supplementary explanation

Create the QR code using [createQR](#) API and print it to be read.

Some printers can print the QR code on a status sheet. For details, refer to the Technical Reference Guide of the printer.

createQR

Creates QR code data that can be analyzed by [parseQR](#).

Syntax

```
- (NSString *) createQR:(NSString *)printerName
  DeviceType:(int)deviceType
  MacAddress(NSString*):macAddress
```

Parameter

printerName

Specifies a printer name.

deviceType

Specifies a printer type.

Value	Description
EPOS_EASY_SELECT_DEVTYPE_TCP	Slave printer (wired / wireless)
EPOS_EASY_SELECT_DEVTYPE_BLUETOOTH	Bluetooth compatible printer

macAddress

Specifies a MAC address (for a slave printer), or a BD address (for a Bluetooth compatible printer). The following shows the address format.

Format	Description
00:11:22:33:44:55	Separate the digits by colons.
00-11-22-33-44-55	Separate the digits by hyphens.
001122334455	No separation

Return value

QR code print data is returned. Specify this data by [addSymbol](#) to print the QR code.

When failed to create the print data, nil is returned.

Supplementary explanation

To see the printer name, MAC address, and BD address, print a status sheet from the printer.

For instructions on how to print the status sheet, refer to the Technical Reference Guide of the printer.

parseBeacon

Analyzes printer information in iBeacon data.

Syntax

```
- (EposEasySelectInfo *) parseBeacon:(CLBeacon *)beacon
```

Parameter

beacon

Specifies iBeacon data acquired by CLLocationManager of iOS.

Return value

The iBeacon data analysis result is returned to the member variables of the EasySelectInfo class.

Item	Description
deviceType	Fixed to EASY_SELECT_DEVTYPE_TCP.
printerName	Printer name. Returns a blank when the analysis failed.
macAddress	Fixed to nil.
target	Returns the IP address in the IPv4 format. Returns a blank if the address format is other than IPv4, or the iOS device is not connected to the network.

Supplementary explanation

- ❑ Use this command only when the iOS device and the printer are in the same network.
If the printer is connected to a different network, the printer cannot be selected using the information of EasySelectInfo class.
- ❑ Import CoreLocation.framework for using this API.

EasySelectInfo Class

deviceType

Stores printer type information.

Stored data	Description
EPOS_EASY_SELECT_DEVTYPE_TCP	Slave printer
EPOS_EASY_SELECT_DEVTYPE_BLUETOOTH	Bluetooth compatible printer

Syntax

```
int deviceType;
```

printerName

Stores printer name information.

Syntax

```
NSString *printerName;
```

macAddress

Stores a MAC address or a BD address.

Syntax

```
NSString *macAddress;
```

target

Stores analyzed target information.

Syntax

```
NSString *target;
```

Status list

Error Status and countermeasures

Error Status	Cause	Countermeasure
EPOS2_ERR_PARAM	An invalid parameter was passed. <Example> A value outside the supported range was specified.	Check the value specified in the parameter.
EPOS2_ERR_CONNECT	Failed to communicate with the device. <Example> Failed to connect to the printer.	Run disconnect for the appropriate class and then connect to restore communication. To connect via Bluetooth, establish a pairing connection with connectDevice, and then perform the process described above.
EPOS2_ERR_TIMEOUT	Failed to communicate with the devices within the specified time.	Check the timeout period. Set the timeout period to longer than the time required for printing.
EPOS2_ERR_MEMORY	Memory necessary for processing could not be allocated.	Close unnecessary applications.
EPOS2_ERR_ILLEGAL	The function was used in an illegal way. <Example> Tried to start communication with a printer with which communication had been already established.	Use the API in the correct manner.
EPOS2_ERR_PROCESSING	Could not run the process. <Example> The specified process could not be run because a similar process was being run by another thread.	The timing of the processes has overlapped. Re-execute the API in which the error occurred.
EPOS2_ERR_UNSUPPORTED	<ul style="list-style-type: none"> A model name or language not supported was specified. A print method not supported by the printer was specified. 	<ul style="list-style-type: none"> A function cannot be used if it is not supported by the specified model. Specify a print method supported by the printer.
EPOS2_ERR_NOT_FOUND	The specified target could not be found. <Example> The printer specified as the connection target does not exist.	Check if the connection type and/or IP address are correct.
EPOS2_ERR_IN_USE	The specified device is in use. <Example> The device is being used by another application.	Stop using the device from another application.

Error Status	Cause	Countermeasure
EPOS2_ERR_TYPE_INVALID	The device class is not correct (Epos2Printer, Epos2LineDisplay).	Check the class of the connected device and connect to it with the correct device class.
	An unsupported connection method is specified.	Check the system configuration, and specify the appropriate connection method.
EPOS2_ERR_DISCONNECT	Failed to disconnect from the device.	Check connection with the device.
EPOS2_ERR_ALREADY_OPENED	Communication box is already open.	Finish communication with the communication box.
EPOS2_ERR_ALREADY_USED	Specified member ID is already in use.	Specify a different member ID.
EPOS2_ERR_BOX_COUNT_OVER	The number of created communication boxes has exceeded the upper limit.	Delete an unnecessary communication box.
EPOS2_ERR_BOX_CLIENT_OVER	The number of members belong to the communication box has exceeded the upper limit.	Delete a member who is not using the communication box.
EPOS2_ERR_FAILURE	An unknown error occurred.	Check for a problem with the execution environment.
EPOS2_ERR_RECOVERY_FAILURE	Failed to recover the printer.	Restart the printer.

Callback Codes and countermeasures

CallbackCode	Cause	Countermeasure
EPOS2_CODE_SUCCESS	Processed successfully.	-
EPOS2_CODE_ERR_TIMEOUT	<ul style="list-style-type: none"> The process exceeded the specified timeout period. The printer's buffer is full because a large amount of data was sent by the Epos2LFCPrinter class while the printer was waiting for paper removal. 	<ul style="list-style-type: none"> Adjust the timeout period. Release the printer from the paper removal waiting state. If this does not solve the problem, restart the printer.
EPOS2_CODE_ERR_NOT_FOUND	<ul style="list-style-type: none"> The connection type and/or IP address are not correct. The specified device is not connected. 	<ul style="list-style-type: none"> Check if the connection type and/or IP address are correct. Check connection with the device.
EPOS2_CODE_ERR_AUTORECOVER	<ul style="list-style-type: none"> Head overheat error occurred. Motor driver IC overheat error occurred. Battery overheat error occurred. 	Start the process after the device is cooled down.
	The print reference mark on the label sheet cannot be found.	Open and close the cover.
EPOS2_CODE_ERR_COVER_OPEN	<ul style="list-style-type: none"> Cover is open. Cover was opened during MICR read operation. 	Close the printer cover.
EPOS2_CODE_ERR_CUTTER	Auto cutter error occurred.	Remove the error cause and power off and then on the printer.
EPOS2_CODE_ERR_MECHANICAL	Mechanical error occurred.	Remove the error cause and power off and then on the printer.
EPOS2_CODE_ERR_EMPTY	Paper has run out.	Refill the paper.
EPOS2_CODE_ERR_UNRECOVERABLE	Unrecoverable error occurred.	Power off and then on the printer. Contact the distributor or service center if the problem persists.
EPOS2_CODE_ERR_SYSTEM	An error occurred with the TM-i firmware or TM-DT software.	Turn off and then turn on the power supply to the TM-i series/TM-DT series, and restart the OS.
EPOS2_CODE_ERR_PORT	<ul style="list-style-type: none"> Forced transmission was run in the online state. A communication error occurred. 	<ul style="list-style-type: none"> Run forced transmission in the offline state. Review the connection environment. Check to see if the printer model you are trying to connect to matches the model specified using the initialization API printerSeries parameter of the Printer or LFCPrinter class.
EPOS2_CODE_ERR_INVALID_WINDOW	An unregistered window was specified.	Check the specified window.

CallbackCode	Cause	Countermeasure
EPOS2_CODE_ERR_JOB_NOT_FOUND	A print job ID which did not exist was specified.	Check the specified job ID.
EPOS2_CODE_PRINTING	requestPrintJobStatus was run by specifying a print job ID which was being printed.	Run the process after printing completes.
EPOS2_CODE_ERR_SPOOLER	Print data exceeding the spooler capacity was transmitted.	Check if communication with the printer is disconnected.
EPOS2_CODE_ERR_BATTERY_LOW	Battery has run out.	Replace the battery or connect the AC adapter.
EPOS2_CODE_ERR_FAILURE	An unknown error occurred.	Check for a problem with the execution environment.
EPOS2_CODE_ERR_TOO_MANY_REQUESTS	The number of print jobs or data to be displayed on a display has exceeded the allowable limit of the printer's firmware.	Wait for the printer to process some of the tasks, then send the jobs or data again.
EPOS2_CODE_ERR_REQUEST_ENTITY_TOO_LARGE	Print job data with the size exceeding the capacity of the printer firmware was transmitted.	Check the content of the print job, reduce the size of the data, and then resend the print job.
EPOS2_CCHANGER_CODE_ERR_OPOSCODE	A device vendor definition error occurred.	In the OPOS driver manual, refer to ResultCodeExtended properties.
EPOS2_CODE_ERR_NO_MICR_DATA	MICR data cannot be detected.	Check the slip sheet and clean the MICR mechanism if necessary.
EPOS2_CODE_ERR_ILLEGAL_LENGTH	Paper length is not appropriate.	Check the paper length.
EPOS2_CODE_ERR_NO_MAGNETIC_DATA	Magnetic waveform cannot be detected.	<ul style="list-style-type: none"> • Check the font to read. • Clean the MICR mechanism.
EPOS2_CODE_ERR_RECOGNITION	Illegible MICR text was detected.	Check the status of the slip sheet.
EPOS2_CODE_ERR_READ	Error occurred during MICR read operation.	Remove the error cause and try again. If the error persists, restart the printer.
EPOS2_CODE_ERR_NOISE_DETECTED	Noise error was detected.	Remove the error cause and try the noise measurement again. If the error persists, restart the printer.
EPOS2_CODE_ERR_PAPER_JAM	Paper jam error occurred during MICR read operation.	Remove the jammed paper.
EPOS2_CODE_ERR_PAPER_PULLED_OUT	<ul style="list-style-type: none"> • Paper was removed during insertion. • Paper was removed during MICR read operation. • Paper was removed after it had been inserted. 	Reset the paper.
EPOS2_CODE_ERR_CANCEL_FAILED	Failed to cancel waiting for paper insertion.	Check the status of the printer and try the process again.
EPOS2_CODE_ERR_PAPER_TYPE	Printer operation differs from the specified print method.	Specify a correct print method again.

CallbackCode	Cause	Countermeasure
EPOS2_CODE_ERR_WAIT_INSERTION	Could not run the process while waiting for paper insertion.	<ul style="list-style-type: none"> Reset the paper and try the process again. Cancel waiting for paper insertion and try the process again.
EPOS2_CODE_ERR_ILLEGAL	<p>The function was used in an illegal way.</p> <p><Example></p> <p>Tried to cancel waiting for paper insertion while paper had already been inserted.</p>	Use the API in an appropriate manner.
EPOS2_CODE_ERR_INSERTED	Could not run the process while paper had already been inserted.	Eject the paper and try the process again.
EPOS2_CODE_ERR_WAIT_REMOVAL	Could not run the process while waiting for paper removal.	Remove the paper and try the process again.
EPOS2_CODE_ERR_DEVICE_BUSY	The specified device is in process.	Execute the process after the process completes.
EPOS2_CODE_ERR_RECOVERY_FAILURE	Failed to recover the printer.	Restart the printer.
EPOS2_CODE_ERR_INVALID_PASSWORD	Does not match with the administrator password in the printer.	Specify the administrator password set for the printer.
EPOS2_CODE_ERR_SSL_CERTIFICATION	Certificate validation failed.	Check the certificates configured on the printer and smart device.

Printer Status and countermeasures

Printer class

Printer Status	Cause	Countermeasure
status.connection==EPOS2_FALSE	<ul style="list-style-type: none"> The printer is powered off. No connection is established with the printer. 	Check the power and communication status of the printer.
status.online==EPOS2_FALSE	Offline status.	Remove a cause which forces the printer offline (e.g., the cover is open or paper has run out).
status.online==EPOS2_UNKNOWN	No connection is established with the printer.	Check the communication status of the printer.
status.coverOpen==EPOS2_TRUE	Cover is open.	Close the printer cover.
status.coverOpen==EPOS2_UNKNOWN	No connection is established with the printer.	Check the communication status of the printer.
status.paper==EPOS2_PAPER_NEAR_END	Running short of paper.	Replace the paper.
status.paper==EPOS2_PAPER_EMPTY	Paper has run out.	Refill the paper.
status.paper==EPOS2_UNKNOWN	No connection is established with the printer.	Check the communication status of the printer.
status.paperFeed==EPOS2_TRUE	Paper is being fed by pressing the Paper Feed button.	Run the process after paper feed completes.
status.paperFeed==EPOS2_UNKNOWN	No connection is established with the printer.	Check the communication status of the printer.
status.panelSwitch==EPOS2_SWITCH_ON	Panel switch is being operated.	Run the process after the operation completes.
status.panelSwitch==EPOS2_UNKNOWN	No connection is established with the printer.	Check the communication status of the printer.
status.drawer== EPOS2_UNKNOWN	No connection is established with the printer.	Check the communication status of the printer.
status.errorStatus== EPOS2_MECHANICAL_ERR	Mechanical error occurred.	Remove the error cause and power off and then on the printer.
status.errorStatus== EPOS2_AUTOCUTTER_ERR	Auto cutter error occurred.	Remove the error cause and power off and then on the printer.
status.errorStatus== EPOS2_UNRECOVER_ERR	Unrecoverable error occurred.	Power off and then on the printer. Contact the distributor or service center if the problem persists.

Printer Status	Cause	Countermeasure
status.errorStatus== EPOS2_AUTORECOVER_ERR	<ul style="list-style-type: none"> Head overheat error occurred. Motor driver IC overheat error occurred. Battery overheat error occurred. 	Start the process after the device is cooled down.
	The print reference mark on the label sheet cannot be found.	Open and close the cover.
status.errorStatus==EPOS2_UNKNOWN	No connection is established with the printer.	Check the communication status of the printer.
status.autoRecoverError== EPOS2_HEAD_OVERHEAT	Head overheat error occurred.	Run the process after the device gets cooled down.
status.autoRecoverError== EPOS2_MOTOR_OVERHEAT	Motor driver IC overheat error occurred.	Run the process after the device gets cooled down.
status.autoRecoverError== EPOS2_BATTERY_OVERHEAT	Battery overheat error occurred.	Run the process after the device gets cooled down.
status.autoRecoverError== EPOS2_WRONG_PAPER	The print reference mark on the label sheet cannot be found.	Open and close the cover.
status.autoRecoverError== EPOS2_COVER_OPEN	Cover is open.	Close the printer cover.
status.autoRecoverError== EPOS2_UNKNOWN	No connection is established with the printer.	Check the communication status of the printer.
status.buzzer==EPOS2_TRUE	Buzzer is sounding.	Check the buzzer sounding condition of the printer, and run the process after removing the cause for buzzer sounding.
status.buzzer==EPOS2_UNKNOWN	No connection is established with the printer.	Check the communication status of the printer.
status.adapter==EPOS2_UNKNOWN	No connection is established with the printer.	Check the communication status of the printer.
status.batteryLevel== EPOS2_BATTERY_LEVEL_1	Running short of battery.	Charge the battery or connect the AC adapter.
status.batteryLevel== EPOS2_BATTERY_LEVEL_0	Battery has run out.	Replace the battery or connect the AC adapter.
status.batteryLevel==EPOS2_UNKNOWN	No connection is established with the printer.	Check the communication status of the printer.
status.removalWaiting == EPOS2_REMOVAL_WAIT_PAPER	The printer is waiting for the paper to be removed.	Remove the paper.
status.paperTakenSensor == EPOS2_REMOVAL_DETECT_UNKNOWN	The paper removal sensor cannot detect the paper.	Do not expose the printer to strong light.

HybridPrinter class

Printer Status	Cause	Countermeasure
status.connection==EPOS2_FALSE	<ul style="list-style-type: none"> The printer is powered off. No connection is established with the printer. 	Check the power and communication status of the printer.
status.online==EPOS2_FALSE	Offline status.	Remove a cause which forces the printer offline (e.g., the cover is open or paper has run out).
status.online==EPOS2_UNKNOWN	No connection is established with the printer.	Check the communication status of the printer.
status.coverOpen==EPOS2_TRUE	Cover is open.	Close the printer cover.
status.coverOpen==EPOS2_UNKNOWN	No connection is established with the printer.	Check the communication status of the printer.
status.paper==EPOS2_PAPER_NEAR_END	Running short of paper.	Replace the paper.
status.paper==EPOS2_PAPER_EMPTY	Paper has run out.	Refill the paper.
status.paper==EPOS2_UNKNOWN	No connection is established with the printer.	Check the communication status of the printer.
status.paperFeed==EPOS2_TRUE	Paper is being fed by pressing the Paper Feed button.	Run the process after paper feed completes.
status.paperFeed==HybridPrinter.UNKNOWN	No connection is established with the printer.	Check the communication status of the printer.
status.panelSwitch==EPOS2_SWITCH_ON	Panel switch is being operated.	Run the process after the operation completes.
status.panelSwitch==EPOS2_UNKNOWN	No connection is established with the printer.	Check the communication status of the printer.
status.drawer==EPOS2_UNKNOWN	No connection is established with the printer.	Check the communication status of the printer.
status.errorStatus==EPOS2_MECHANICAL_ERR	Mechanical error occurred.	Remove the error cause and power off and then on the printer.
status.errorStatus==EPOS2_AUTOCUTTER_ERR	Auto cutter error occurred.	Remove the error cause and power off and then on the printer.
status.errorStatus==EPOS2_UNRECOVER_ERR	Unrecoverable error occurred.	Power off and then on the printer. Contact the distributor or service center if the problem persists.
status.errorStatus==EPOS2_AUTORECOVER_ERR	<ul style="list-style-type: none"> Head overheat error occurred. Motor driver IC overheat error occurred. 	Start the process after the device is cooled down.
status.errorStatus==EPOS2_UNKNOWN	No connection is established with the printer.	Check the communication status of the printer.
status.autoRecoverError==EPOS2_HEAD_OVERHEAT	Head overheat error occurred.	Run the process after the device gets cooled down.

Printer Status	Cause	Countermeasure
status.autoRecoverError== EPOS2_HEAD_OVERHEAT	Motor driver IC overheat error occurred	Run the process after the device gets cooled down.
status.autoRecoverError== EPOS2_WRONG_PAPER	The print reference mark on the label sheet cannot be found.	Open and close the cover.
status.autoRecoverError== EPOS2_COVER_OPEN	Cover is open.	Close the printer cover.
status.autoRecoverError== EPOS2_UNKNOWN	No connection is established with the printer.	Check the communication status of the printer.
status.insertionWaiting== EPOS2_INSERTION_WAIT_SLIP	Waiting for slip sheet insertion.	Insert a slip sheet.
status.insertionWaiting== EPOS2_INSERTION_WAIT_VALIDATION	Waiting for validation sheet insertion.	Insert a validation sheet.
status.insertionWaiting== EPOS2_INSERTION_WAIT_MICR	Waiting for slip sheet insertion for MICR reading.	Insert a slip sheet.
status.insertionWaiting== EPOS2_UNKNOWN	No connection is established with the printer.	Check the communication status of the printer.
status.removalWaiting== EPOS2_REMOVAL_WAIT_PAPER	Waiting for paper removal.	Remove the paper.
status.removalWaiting== EPOS2_UNKNOWN	No connection is established with the printer.	Check the communication status of the printer.
status.slipPaper==EPOS2_UNKNOWN	No connection is established with the printer.	Check the communication status of the printer.

Key code list

Constant	Code	Constant	Code
EPOS2_VK_BACK	0x08	EPOS2_VK_L	0x4C
EPOS2_VK_TAB	0x09	EPOS2_VK_M	0x4D
EPOS2_VK_RETURN	0x0D	EPOS2_VK_N	0x4E
EPOS2_VK_SHIFT	0x10	EPOS2_VK_O	0x4F
EPOS2_VK_CONTROL	0x11	EPOS2_VK_P	0x50
EPOS2_VK_MENU	0x12	EPOS2_VK_Q	0x51
EPOS2_VK_CAPITAL	0x14	EPOS2_VK_R	0x52
EPOS2_VK_ESCAPE	0x1B	EPOS2_VK_S	0x53
EPOS2_VK_CONVERT	0x1C	EPOS2_VK_T	0x54
EPOS2_VK_NONCONVERT	0x1D	EPOS2_VK_U	0x55
EPOS2_VK_SPACE	0x20	EPOS2_VK_V	0x56
EPOS2_VK_PRIOR	0x21	EPOS2_VK_W	0x57
EPOS2_VK_NEXT	0x22	EPOS2_VK_X	0x58
EPOS2_VK_END	0x23	EPOS2_VK_Y	0x59
EPOS2_VK_HOME	0x24	EPOS2_VK_Z	0x5A
EPOS2_VK_LEFT	0x25	EPOS2_VK_MULTIPLY	0x6A
EPOS2_VK_UP	0x26	EPOS2_VK_ADD	0x6B
EPOS2_VK_RIGHT	0x27	EPOS2_VK_SUBTRACT	0x6D
EPOS2_VK_DOWN	0x28	EPOS2_VK_F1	0x70
EPOS2_VK_INSERT	0x2D	EPOS2_VK_F2	0x71
EPOS2_VK_DELETE	0x2E	EPOS2_VK_F3	0x72
EPOS2_VK_0	0x30	EPOS2_VK_F4	0x73
EPOS2_VK_1	0x31	EPOS2_VK_F5	0x74
EPOS2_VK_2	0x32	EPOS2_VK_F6	0x75
EPOS2_VK_3	0x33	EPOS2_VK_F7	0x76
EPOS2_VK_4	0x34	EPOS2_VK_F8	0x77
EPOS2_VK_5	0x35	EPOS2_VK_F9	0x78
EPOS2_VK_6	0x36	EPOS2_VK_F10	0x79
EPOS2_VK_7	0x37	KEPOS2_VK_F11	0x7A
EPOS2_VK_8	0x38	EPOS2_VK_F12	0x7B
EPOS2_VK_9	0x39	EPOS2_VK_OEM_1	0xBA
EPOS2_VK_A	0x41	EPOS2_VK_OEM_PLUS	0xBB
EPOS2_VK_B	0x42	EPOS2_VK_OEM_COMMA	0xBC

Constant	Code	Constant	Code
EPOS2_VK_C	0x43	EPOS2_VK_OEM_MINUS	0xBD
EPOS2_VK_D	0x44	EPOS2_VK_OEM_PERIOD	0xBE
EPOS2_VK_E	0x45	EPOS2_VK_OEM_2	0xBF
EPOS2_VK_F	0x46	EPOS2_VK_OEM_3	0xC0
EPOS2_VK_G	0x47	EPOS2_VK_OEM_4	0xDB
EPOS2_VK_H	0x48	EPOS2_VK_OEM_5	0xDC
EPOS2_VK_I	0x49	EPOS2_VK_OEM_6	0xDD
EPOS2_VK_J	0x4A	EPOS2_VK_OEM_7	0xDE
EPOS2_VK_K	0x4B	EPOS2_VK_OEM_ATTN	0xF0

Device Specifications

Provides information about restriction on the use of APIs depend on devices such as printer and peripheral device, and the parameter setting value.



Refer to the Technical Reference Guide of each printer for more information on each printer.

List of Supported Classes

The following lists the classes supported by each printer.

	Epos2Printer class ^{*1}	Epos2LFCPrinter class	Epos2HybridPrinter class	Epos2LineDisplay class ^{*1}	Epos2Keyboard class	Epos2POSKeyboard class	Epos2BarcodeScanner class	Epos2MSR class	Epos2SimpleSerial class	Epos2GermanyFiscalElement class	Epos2OtherPeripheral class	Epos2CommBox class	Common to all classes	Epos2Discovery class	Epos2Log class	Epos2BluetoothConnection class	EasySelect class ^{*1}	EasySelectInfo class
TM-m10	✓	-	-	-	-	-	-	-	-	-	-	-	✓	✓	✓	✓	✓	✓
TM-m30	✓	-	-	✓	-	-	✓ ^{*3}	-	-	✓ ^{*10}	-	-	✓	✓	✓	✓	✓	✓
TM-m30II	✓	-	-	✓	-	-	✓	-	-	✓	-	-	✓	✓	✓	✓	✓	✓
TM-m30II-H	✓	-	-	✓	-	-	✓	-	-	✓	-	-	✓	✓	✓	✓	✓	✓
TM-m30II-NT	✓	-	-	✓	-	-	✓	-	-	✓	-	-	✓	✓	✓	✓	✓	✓
TM-m30II-S	✓	-	-	✓	-	-	✓	-	-	✓	-	-	✓	✓	✓	✓	✓	✓
TM-m30II-SL	✓	-	-	✓	-	-	✓	-	-	✓	-	-	✓	✓	✓	✓	✓	✓
TM-m30III	✓	-	-	✓	-	-	✓	-	-	✓	-	-	✓	✓	✓	✓	✓	✓
TM-m30III-H	✓	-	-	✓	-	-	✓	-	-	✓	-	-	✓	✓	✓	✓	✓	✓
TM-m50	✓	-	-	✓	-	-	✓	-	-	✓	-	-	✓	✓	✓	✓	✓	✓
TM-m50II	✓	-	-	✓	-	-	✓	-	-	✓	-	-	✓	✓	✓	✓	✓	✓
TM-m50II-H	✓	-	-	✓	-	-	✓	-	-	-	-	-	✓	✓	✓	✓	✓	✓
TM-T20	✓	-	-	-	-	-	-	-	-	-	-	-	✓	✓	✓	-	✓	✓
TM-T20II	✓	-	-	-	-	-	-	-	-	-	-	-	✓	✓	✓	✓	✓	✓
TM-T20III	✓	-	-	-	-	-	-	-	-	-	-	-	✓	✓	✓	✓	✓	✓
TM-T20IIIL	✓	-	-	-	-	-	-	-	-	-	-	-	✓	✓	✓	-	✓	✓
TM-T20IV	✓	-	-	-	-	-	-	-	-	-	-	-	✓	✓	✓	-	✓	✓

	Epos2Printer class ^{*1}	Epos2LFCPrinter class	Epos2HybridPrinter class	Epos2LineDisplay class ^{*1}	Epos2Keyboard class	Epos2POSKeyboard class	Epos2BarcodeScanner class	Epos2MSR class	Epos2SimpleSerial class	Epos2GermanyFiscalElement class	Epos2OtherPeripheral class	Epos2CommBox class	Common to all classes	Epos2Discovery class	Epos2Log class	Epos2BluetoothConnection class	EasySelect class ^{*1}	EasySelectInfo class
TM-T20IV-L	✓	-	-	-	-	-	-	-	-	-	-	-	✓	✓	✓	-	✓	✓
TM-T20IV-SP	✓	-	-	-	-	-	-	-	-	-	-	-	✓	✓	✓	-	✓	✓
TM-T20X	✓	-	-	-	-	-	-	-	-	-	-	-	✓	✓	✓	-	✓	✓
TM-T20X-II	✓	-	-	-	-	-	-	-	-	-	-	-	✓	✓	✓	-	✓	✓
TM-T60	✓	-	-	-	-	-	-	-	-	-	-	-	✓	✓	✓	-	✓	✓
TM-T70	✓	-	-	-	-	-	-	-	-	-	-	-	✓	✓	✓	-	✓	✓
TM-T70II	✓	-	-	-	-	-	-	-	-	-	-	-	✓	✓	✓	✓	✓	✓
TM-T81II	✓	-	-	-	-	-	-	-	-	-	-	-	✓	✓	✓	-	✓	✓
TM-T81III	✓	-	-	-	-	-	-	-	-	-	-	-	✓	✓	✓	-	✓	✓
TM-T82	✓	-	-	-	-	-	-	-	-	-	-	-	✓	✓	✓	-	✓	✓
TM-T82II	✓	-	-	-	-	-	-	-	-	-	-	-	✓	✓	✓	-	✓	✓
TM-T82III	✓	-	-	-	-	-	-	-	-	-	-	-	✓	✓	✓	✓	✓	✓
TM-T82IIIL	✓	-	-	-	-	-	-	-	-	-	-	-	✓	✓	✓	-	✓	✓
TM-T82IV	✓	-	-	-	-	-	-	-	-	-	-	-	✓	✓	✓	-	✓	✓
TM-T82IV-L	✓	-	-	-	-	-	-	-	-	-	-	-	✓	✓	✓	-	✓	✓
TM-T82X	✓	-	-	-	-	-	-	-	-	-	-	-	✓	✓	✓	-	✓	✓
TM-T82X-II	✓	-	-	-	-	-	-	-	-	-	-	-	✓	✓	✓	-	✓	✓
TM-T83III	✓	-	-	-	-	-	-	-	-	-	-	-	✓	✓	✓	-	✓	✓
TM-T83IV	✓	-	-	-	-	-	-	-	-	-	-	-	✓	✓	✓	-	✓	✓
TM-T88V	✓	-	-	-	-	-	-	-	-	-	-	-	✓	✓	✓	✓	✓	✓
TM-T88VI	✓	-	-	✓	-	-	✓ ^{*4}	-	-	-	-	-	✓	✓	✓	✓	✓	✓
TM-T88VII	✓	-	-	✓	-	-	✓	-	-	✓	-	-	✓	✓	✓	-	✓	✓
TM-T100	✓	-	-	-	-	-	-	-	-	-	-	-	✓	✓	✓	-	✓	✓
TM-L90 Liner-Free Label Printer Model	✓	-	-	-	-	-	-	-	-	-	-	-	✓	✓	✓	-	✓	✓
TM-L100	✓	✓ ^{*11}	-	✓	-	-	✓	-	-	-	-	-	✓	✓	✓	✓	✓	✓
TM-U220	✓	-	-	-	-	-	-	-	-	-	-	-	✓	✓	✓	-	✓	✓

	Epos2Printer class ^{*1}	Epos2LFCPrinter class	Epos2HybridPrinter class	Epos2LineDisplay class ^{*1}	Epos2Keyboard class	Epos2POSKeyboard class	Epos2BarcodeScanner class	Epos2MSR class	Epos2SimpleSerial class	Epos2GermanyFiscalElement class	Epos2OtherPeripheral class	Epos2CommBox class	Common to all classes	Epos2Discovery class	Epos2Log class	Epos2BluetoothConnection class	EasySelect class ^{*1}	EasySelectInfo class
TM-U220II	✓	-	-	-	-	-	-	-	-	-	-	-	✓	✓	✓	-	-	-
TM-U330	✓	-	-	-	-	-	-	-	-	-	-	-	✓	✓	✓	-	✓	✓
TM-P20	✓	-	-	-	-	-	-	-	-	-	-	-	✓	✓	✓	✓	✓	✓
TM-P20II	✓	-	-	-	-	-	-	-	-	-	-	-	✓	✓	✓	✓	✓	✓
TM-P60 (Receipt)	✓	-	-	-	-	-	-	-	-	-	-	-	✓	✓	✓	-	✓	✓
TM-P60 (Peeler)	✓	-	-	-	-	-	-	-	-	-	-	-	✓	✓	✓	-	✓	✓
TM-P60II (Receipt)	✓	-	-	-	-	-	-	-	-	-	-	-	✓	✓	✓	✓ ^{*7}	✓	✓
TM-P60II (Peeler)	✓	-	-	-	-	-	-	-	-	-	-	-	✓	✓	✓	✓ ^{*8}	✓	✓
TM-P80	✓	-	-	-	-	-	-	-	-	-	-	-	✓	✓	✓	✓ ^{*9}	✓	✓
TM-P80II	✓	-	-	-	-	-	-	-	-	-	-	-	✓	✓	✓	✓	✓	✓
TM-H6000V	✓	-	✓ ^{*5}	✓	-	-	-	-	-	-	-	-	✓	✓	✓	✓	✓	✓
TM-T20II-i	✓	-	-	✓	✓	-	✓ ^{*6}	✓ ^{*6}	✓	-	-	✓	✓	✓	✓	-	-	-
TM-T70-i	✓	-	-	✓	✓	-	✓ ^{*6}	✓ ^{*6}	✓	-	-	✓	✓	✓	✓	-	-	-
TM-T82II-i	✓	-	-	✓	✓	-	✓ ^{*6}	✓ ^{*6}	✓	-	-	✓	✓	✓	✓	-	-	-
TM-T83II-i	✓	-	-	✓	✓	-	✓ ^{*6}	✓ ^{*6}	✓	-	-	✓	✓	✓	✓	-	-	-
TM-T88V-i	✓	-	-	✓	✓	-	✓ ^{*6}	✓ ^{*6}	✓	-	-	✓	✓	✓	✓	-	-	-
TM-T88VI-iHUB	✓	-	-	✓	✓	-	✓ ^{*6}	✓ ^{*6}	✓	✓ ^{*10}	-	✓	✓	✓	✓	-	-	-
TM-U220-i	✓	-	-	✓	✓	-	✓ ^{*6}	✓ ^{*6}	✓	-	-	✓	✓	✓	✓	-	-	-
TM-U220IIB-i	✓	-	-	✓	✓	-	✓ ^{*6}	✓ ^{*6}	✓	-	-	✓	✓	✓	✓	-	-	-
TM-T70II-DT	✓	-	-	✓	✓	✓	✓	✓	✓	-	✓	✓	✓	✓	✓	-	-	-
TM-T70II-DT2	✓	-	-	✓	✓	✓	✓	✓	✓	-	✓	✓	✓	✓	✓	-	-	-
TM-T88V-DT	✓	-	-	✓	✓	✓	✓	✓	✓	-	✓	✓	✓	✓	✓	-	-	-
TM-T88VI-DT2	✓	-	-	✓	✓	✓	✓	✓	✓	-	✓	✓	✓	✓	✓	-	-	-
TM-H6000IV-DT	✓	-	-	✓	✓	✓	✓	✓	✓	-	✓	✓	✓	✓	✓	-	-	-
TM-T88IV ^{*2}	✓	-	-	-	-	-	-	-	-	-	-	-	-	-	-	-	-	-
TM-T90 ^{*2}	✓	-	-	-	-	-	-	-	-	-	-	-	-	-	-	-	-	-
TM-L90 ^{*2}	✓	-	-	-	-	-	-	-	-	-	-	-	-	-	-	-	-	-

	Epos2Printer class ^{*1}	Epos2LFCPrinter class	Epos2HybridPrinter class	Epos2LineDisplay class ^{*1}	Epos2Keyboard class	Epos2POSKeyboard class	Epos2BarcodeScanner class	Epos2MSR class	Epos2SimpleSerial class	Epos2GermanyFiscalElement class	Epos2OtherPeripheral class	Epos2CommBox class	Common to all classes	Epos2Discovery class	Epos2Log class	Epos2BluetoothConnection class	EasySelect class ^{*1}	EasySelectInfo class
TM-H6000IV ^{*2}	✓	-	-	-	-	-	-	-	-	-	-	-	-	-	-	-	-	-

*1: The availability and restriction on the use of APIs varies for each printer. Refer to [List of Supported APIs](#).

*2: Supports control as a slave printer only.

*3: Supported by TM-m30 firmware Ver. 1.40 ESC/POS or later.

*4: Supported by TM-T88VI firmware Ver. 40.50 ESC/POS or later.

*5: The availability and restriction on the use of APIs varies for each model. Refer to [Epos2HybridPrinter class](#).

*6: Does not support control by the device control program.

*7: Supported by firmware Ver. 5.14 ESC/POS or later.

*8: Supported by firmware Ver. 6.14 ESC/POS or later.

*9: TM-P80: Supported by firmware Ver. 1.02 ESC/POS or later.

TM-P80AC: Supported by firmware Ver. 2.01 ESC/POS or later.

*10: Supported with the following versions of firmware.

- TM-m30 firmware Ver. 1.46A ESC/POS or later
- TM-m30 firmware Ver. 1.46B ESC/POS or later
- TM-T88VI-iHUB firmware Ver. 50.52A ESC/POS or later
- TM-T88VI-iHUB firmware Ver. 50.52B ESC/POS or later

*11: Supported by TM-L100 firmware Ver. 1.08 ESC/POS or later.

List of Supported APIs

Provides list of supported APIs for each printer.

The following is an explanation of the symbol indicated in table:

- ✓: Supported.
- ✓*: Supported but has a restriction on specifying the parameter setting value.
- : Not supported.

For information on the "✓*" restrictions, refer to Printer-specific Support Information.

Epos2Printer Class

Single-function models (1)

API	TM-m10	TM-m30	TM-m30II	TM-m30II-H	TM-m30II-NT	TM-m30II-S	TM-m30II-SL	TM-m30III	TM-m30III-H	TM-m50	TM-m50II	TM-m50II-H	TM-T20	TM-T20II	TM-T20III
initWithPrinterSeries	✓*	✓*	✓*	✓*	✓*	✓*	✓*	✓*	✓*	✓*	✓*	✓*	✓*	✓*	✓*
connect	✓	✓	✓	✓	✓	✓	✓	✓	✓	✓	✓	✓	✓	✓	✓
disconnect	✓	✓	✓	✓	✓	✓	✓	✓	✓	✓	✓	✓	✓	✓	✓
startMonitor	✓	✓	✓	✓	✓	✓	✓	✓	✓	✓	✓	✓	✓	✓	✓
stopMonitor	✓	✓	✓	✓	✓	✓	✓	✓	✓	✓	✓	✓	✓	✓	✓
getStatus	✓	✓	✓	✓	✓	✓	✓	✓	✓	✓	✓	✓	✓	✓	✓
sendData	✓	✓	✓	✓	✓	✓	✓	✓	✓	✓	✓	✓	✓	✓	✓
beginTransaction	✓	✓	✓	✓	✓	✓	✓	✓	✓	✓	✓	✓	-	-	-
endTransaction	✓	✓	✓	✓	✓	✓	✓	✓	✓	✓	✓	✓	-	-	-
requestPrintJobStatus	-	-	-	-	-	-	-	-	-	-	-	-	-	-	-
clearCommandBuffer	✓	✓	✓	✓	✓	✓	✓	✓	✓	✓	✓	✓	✓	✓	✓
addTextAlign	✓	✓	✓	✓	✓	✓	✓	✓	✓	✓	✓	✓	✓	✓	✓
addLineSpace	✓	✓	✓	✓	✓	✓	✓	✓	✓	✓	✓	✓	✓	✓	✓
addTextRotate	✓	✓	✓	✓	✓	✓	✓	✓	✓	✓	✓	✓	✓	✓	✓
addText	✓	✓	✓	✓	✓	✓	✓	✓	✓	✓	✓	✓	✓	✓	✓
addTextLang	✓*	✓*	✓*	✓	✓	✓	✓	✓	✓	✓	✓	✓	✓*	✓*	✓*
addTextFont	✓*	✓*	✓*	✓*	✓*	✓*	✓*	✓*	✓*	✓*	✓*	✓*	✓*	✓*	✓*
addTextSmooth	✓	✓	✓	✓	✓	✓	✓	✓	✓	✓	✓	✓	✓	✓	✓
addTextSize	✓	✓	✓	✓	✓	✓	✓	✓	✓	✓	✓	✓	✓	✓	✓
addTextStyle	✓*	✓*	✓*	✓*	✓*	✓*	✓*	✓*	✓*	✓*	✓*	✓*	✓*	✓*	✓*
addHPosition	✓	✓	✓	✓	✓	✓	✓	✓	✓	✓	✓	✓	✓	✓	✓
addFeedUnit	✓	✓	✓	✓	✓	✓	✓	✓	✓	✓	✓	✓	✓	✓	✓

API	TM-m10	TM-m30	TM-m30II	TM-m30II-H	TM-m30II-NT	TM-m30II-S	TM-m30II-SL	TM-m30III	TM-m30III-H	TM-m50	TM-m50II	TM-m50II-H	TM-T20	TM-T20II	TM-T20III
addFeedLine	✓	✓	✓	✓	✓	✓	✓	✓	✓	✓	✓	✓	✓	✓	✓
addImage	✓*	✓*	✓*	✓*	✓*	✓*	✓*	✓*	✓*	✓*	✓	✓	✓*	✓*	✓*
addLogo	✓	✓	✓	✓	✓	✓	✓	✓	✓	✓	✓	✓	✓	✓	✓
addBarcode	✓*	✓*	✓*	✓*	✓*	✓*	✓*	✓*	✓*	✓*	✓*	✓*	✓*	✓*	✓*
addSymbol	✓*	✓*	✓*	✓*	✓*	✓*	✓*	✓*	✓*	✓*	✓*	✓*	✓*	✓*	✓*
addHLine	-	-	-	-	-	-	-	-	-	-	-	-	-	-	-
addVLineBegin	-	-	-	-	-	-	-	-	-	-	-	-	-	-	-
addVLineEnd	-	-	-	-	-	-	-	-	-	-	-	-	-	-	-
addPageBegin	✓	✓	✓	✓	✓	✓	✓	✓	✓	✓	✓	✓	✓	✓	✓
addPageEnd	✓	✓	✓	✓	✓	✓	✓	✓	✓	✓	✓	✓	✓	✓	✓
addPageArea	✓	✓	✓	✓	✓	✓	✓	✓	✓	✓	✓	✓	✓	✓	✓
addPageDirection	✓	✓	✓	✓	✓	✓	✓	✓	✓	✓	✓	✓	✓	✓	✓
addPagePosition	✓	✓	✓	✓	✓	✓	✓	✓	✓	✓	✓	✓	✓	✓	✓
addPageLine	✓*	✓*	✓*	✓*	✓*	✓*	✓*	✓*	✓*	✓*	✓*	✓*	-	-	-
addPageRectangle	✓*	✓*	✓*	✓*	✓*	✓*	✓*	✓*	✓*	✓*	✓*	✓*	-	-	-
addRotateBegin	-	-	✓	✓	✓	✓	✓	✓	✓	✓	✓	✓	-	-	-
addRotateEnd	-	-	✓	✓	✓	✓	✓	✓	✓	✓	✓	✓	-	-	-
addCut	✓*	✓*	✓*	✓*	✓*	✓*	✓*	✓	✓	✓*	✓	✓	✓*	✓*	✓*
addPulse	✓	✓	✓	✓	✓	✓	✓	✓	✓	✓	✓	✓	✓	✓	✓
addSound	✓*	✓*	✓*	✓*	✓*	✓*	✓*	✓*	✓*	✓*	✓*	✓*	✓*	✓*	✓*
addFeedPosition	-	-	-	-	-	-	-	-	-	-	-	-	-	-	-
addLayout	-	-	-	-	-	-	-	-	-	-	-	-	-	-	-
addCommand	✓	✓	✓	✓	✓	✓	✓	✓	✓	✓	✓	✓	✓	✓	✓
getMaintenanceCounter	-	✓	✓	✓	✓	✓	✓	✓	✓	✓	✓	✓	-	✓	✓
resetMaintenanceCounter	-	✓	✓	✓	✓	✓	✓	✓	✓	✓	✓	✓	-	✓	✓
getPrinterSetting	-	✓*	✓*	✓*	✓*	✓*	✓*	-	-	✓*	-	-	-	✓*	✓*
setPrinterSetting	-	✓*	✓*	✓*	✓*	✓*	✓*	-	-	✓*	-	-	-	✓*	✓*
getPrinterSettingEx	-	✓	✓	✓	-	-	-	✓	✓	✓	✓	✓	-	-	-
getPrinterSettingEx[Obso- lete]	-	✓	✓	✓	-	-	-	✓	✓	✓	✓	✓	-	-	-
setPrinterSettingEx	-	-	✓	✓	-	-	-	✓	✓	-	✓	✓	-	-	-
setPrinterSettingEx[Obso- lete1]	-	-	✓	✓	-	-	-	✓	✓	-	✓	✓	-	-	-

API	TM-m10	TM-m30	TM-m30II	TM-m30II-H	TM-m30II-NT	TM-m30II-S	TM-m30II-SL	TM-m30III	TM-m30III-H	TM-m50	TM-m50II	TM-m50II-H	TM-T20	TM-T20II	TM-T20III
setPrinterSettingEx[Obsolete2]	-	-	✓	✓	-	-	-	-	-	-	-	-	-	-	-
verifyPassword	-	-	✓	✓	-	-	-	✓	✓	-	✓	✓	-	-	-
verifyPassword[Obsolete]	-	-	✓	✓	-	-	-	✓	✓	-	✓	✓	-	-	-
getPrinterInformation	-	✓	✓	✓	✓	✓	✓	-	-	✓	-	-	-	-	-
downloadFirmwareList	✓*	✓*	✓*	✓*	✓*	✓*	-	✓*	✓*	-	-	-	-	-	-
getPrinterFirmwareInfo	✓	✓	✓	✓	✓	✓	-	✓	✓	-	-	-	-	-	-
verifyUpdate	✓	✓	✓	✓	✓	✓	-	✓	✓	-	-	-	-	-	-
verifyUpdate[Obsolete]	✓	✓	✓	✓	✓	✓	-	✓	✓	-	-	-	-	-	-
updateFirmware	✓	✓	✓	✓	✓	✓	-	✓	✓	-	-	-	-	-	-
updateFirmware[Obsolete]	✓	✓	✓	✓	✓	✓	-	✓	✓	-	-	-	-	-	-
forceRecover	-	-	-	-	-	-	-	-	-	-	-	-	-	-	-
forcePulse	-	-	-	-	-	-	-	-	-	-	-	-	-	-	-
forceStopSound	-	-	-	-	-	-	-	-	-	-	-	-	-	-	-
forceCommand	-	-	-	-	-	-	-	-	-	-	-	-	-	-	-
forceReset	-	-	-	-	-	-	-	-	-	-	-	-	-	-	-
setStatusChangeEventDelegate	✓	✓	✓	✓	✓	✓	✓	✓	✓	✓	✓	✓	✓	✓	✓
setReceiveEventDelegate	✓	✓	✓	✓	✓	✓	✓	✓	✓	✓	✓	✓	✓	✓	✓
setGetPrinterSettingExDelegate	-	-	✓	✓	-	-	-	✓	✓	-	✓	✓	-	-	-
setSetPrinterSettingExDelegate	-	-	✓	✓	-	-	-	✓	✓	-	✓	✓	-	-	-
setVerifyPasswordDelegate	-	-	✓	✓	-	-	-	✓	✓	-	✓	✓	-	-	-
interval	✓	✓	✓	✓	✓	✓	✓	-	-	✓	-	-	✓	✓	✓

Single-function models (2)

API	TM-T20IIIL	TM-T20IV	TM-T20IV-L	TM-T20IV-SP	TM-T20X	TM-T20X-II	TM-T60	TM-T70	TM-T70II	TM-T81II	TM-T81III	TM-T82	TM-T82II	TM-T82III	TM-T82IIIL
initWithPrinterSeries	✓*	✓*	✓*	✓*	✓*	✓*	✓*	✓*	✓*	✓*	✓*	✓*	✓*	✓*	✓*
connect	✓	✓	✓	✓	✓	✓	✓	✓	✓	✓	✓	✓	✓	✓	✓
disconnect	✓	✓	✓	✓	✓	✓	✓	✓	✓	✓	✓	✓	✓	✓	✓
startMonitor	✓	✓	✓	✓	✓	✓	✓	✓	✓	✓	✓	✓	✓	✓	✓

API	TM-T20III	TM-T20IV	TM-T20IV-L	TM-T20IV-SP	TM-T20X	TM-T20X-II	TM-T60	TM-T70	TM-T70II	TM-T81II	TM-T81III	TM-T82	TM-T82II	TM-T82III	TM-T82III-L
stopMonitor	✓	✓	✓	✓	✓	✓	✓	✓	✓	✓	✓	✓	✓	✓	✓
getStatus	✓	✓	✓	✓	✓	✓	✓	✓	✓	✓	✓	✓	✓	✓	✓
sendData	✓	✓	✓	✓	✓	✓	✓	✓	✓	✓	✓	✓	✓	✓	✓
beginTransaction	-	-	-	-	-	-	-	-	-	-	-	-	-	-	-
endTransaction	-	-	-	-	-	-	-	-	-	-	-	-	-	-	-
requestPrintJobStatus	-	-	-	-	-	-	-	-	-	-	-	-	-	-	-
clearCommandBuffer	✓	✓	✓	✓	✓	✓	✓	✓	✓	✓	✓	✓	✓	✓	✓
addTextAlign	✓	✓	✓	✓	✓	✓	✓	✓	✓	✓	✓	✓	✓	✓	✓
addLineSpace	✓	✓	✓	✓	✓	✓	✓	✓	✓	✓	✓	✓	✓	✓	✓
addTextRotate	✓	✓	✓	✓	✓	✓	✓	✓	✓	✓	✓	✓	✓	✓	✓
addText	✓	✓	✓	✓	✓	✓	✓	✓	✓	✓	✓	✓	✓	✓	✓
addTextLang	✓*	✓*	✓*	✓*	✓*	✓*	✓*	✓*	✓*	✓*	✓*	✓*	✓*	✓*	✓*
addTextFont	✓*	✓*	✓*	✓*	✓*	✓*	✓*	✓*	✓*	✓*	✓*	✓*	✓*	✓*	✓*
addTextSmooth	✓	✓	✓	✓	✓	✓	✓	✓	✓	✓	✓	✓	✓	✓	✓
addTextSize	✓	✓	✓	✓	✓	✓	✓	✓	✓	✓	✓	✓	✓	✓	✓
addTextStyle	✓*	✓*	✓*	✓*	✓*	✓*	✓*	✓*	✓*	✓*	✓*	✓*	✓*	✓*	✓*
addHPosition	✓	✓	✓	✓	✓	✓	✓	✓	✓	✓	✓	✓	✓	✓	✓
addFeedUnit	✓	✓	✓	✓	✓	✓	✓	✓	✓	✓	✓	✓	✓	✓	✓
addFeedLine	✓	✓	✓	✓	✓	✓	✓	✓	✓	✓	✓	✓	✓	✓	✓
addImage	✓*	✓*	✓*	✓*	✓*	✓*	✓*	✓*	✓*	✓*	✓*	✓*	✓*	✓*	✓*
addLogo	✓	✓	✓	✓	✓	✓	✓	✓	✓	✓	✓	✓	✓	✓	✓
addBarcode	✓*	✓*	✓*	✓*	✓*	✓*	✓*	✓*	✓*	✓*	✓*	✓*	✓*	✓*	✓*
addSymbol	✓*	✓*	✓*	✓*	✓*	✓*	✓*	✓*	✓*	✓*	✓*	✓*	✓*	✓*	✓*
addHLine	-	-	-	-	-	-	-	-	-	-	-	-	-	-	-
addVLineBegin	-	-	-	-	-	-	-	-	-	-	-	-	-	-	-
addVLineEnd	-	-	-	-	-	-	-	-	-	-	-	-	-	-	-
addPageBegin	✓	✓	✓	✓	✓	✓	✓	✓	✓	✓	✓	✓	✓	✓	✓
addPageEnd	✓	✓	✓	✓	✓	✓	✓	✓	✓	✓	✓	✓	✓	✓	✓
addPageArea	✓	✓	✓	✓	✓	✓	✓	✓	✓	✓	✓	✓	✓	✓	✓
addPageDirection	✓	✓	✓	✓	✓	✓	✓	✓	✓	✓	✓	✓	✓	✓	✓
addPagePosition	✓	✓	✓	✓	✓	✓	✓	✓	✓	✓	✓	✓	✓	✓	✓
addPageLine	-	-	-	-	-	-	-	-	-	-	-	-	-	-	-
addPageRectangle	-	-	-	-	-	-	-	-	-	-	-	-	-	-	-

API	TM-T20III	TM-T20IV	TM-T20IV-L	TM-T20IV-SP	TM-T20X	TM-T20X-II	TM-T60	TM-T70	TM-T70II	TM-T81II	TM-T81III	TM-T82	TM-T82II	TM-T82III	TM-T82III-L
addRotateBegin	-	-	-	-	-	-	-	-	-	-	-	-	-	-	-
addRotateEnd	-	-	-	-	-	-	-	-	-	-	-	-	-	-	-
addCut	✓*	✓*	✓*	✓*	✓*	✓*	✓*	✓*	✓*	✓*	✓*	✓*	✓*	✓*	✓*
addPulse	✓	✓	✓	✓	✓	✓	✓	✓	✓	✓	✓	✓	✓	✓	✓
addSound	✓*	✓*	✓*	✓*	✓*	✓*	-	-	✓*	-	✓*	✓*	✓*	✓*	✓*
addFeedPosition	-	-	-	-	-	-	-	-	-	-	-	-	-	-	-
addLayout	-	-	-	-	-	-	-	-	-	-	-	-	-	-	-
addCommand	✓	✓	✓	✓	✓	✓	✓	✓	✓	✓	✓	✓	✓	✓	✓
getMaintenanceCounter	-	✓	-	✓	-	-	-	-	-	-	-	-	-	-	-
resetMaintenanceCounter	-	✓	-	✓	-	-	-	-	-	-	-	-	-	-	-
getPrinterSetting	-	✓*	-	✓*	-	-	-	-	-	-	-	-	✓*	✓*	✓*
setPrinterSetting	-	✓*	-	✓*	-	-	-	-	-	-	-	-	✓*	✓*	✓*
getPrinterSettingEx	-	-	-	-	-	-	-	-	-	-	-	-	-	-	-
getPrinterSettingEx[Obsolete]	-	-	-	-	-	-	-	-	-	-	-	-	-	-	-
setPrinterSettingEx	-	-	-	-	-	-	-	-	-	-	-	-	-	-	-
setPrinterSettingEx[Obsolete1]	-	-	-	-	-	-	-	-	-	-	-	-	-	-	-
setPrinterSettingEx[Obsolete2]	-	-	-	-	-	-	-	-	-	-	-	-	-	-	-
verifyPassword	-	-	-	-	-	-	-	-	-	-	-	-	-	-	-
verifyPassword[Obsolete]	-	-	-	-	-	-	-	-	-	-	-	-	-	-	-
getPrinterInformation	-	-	-	-	-	-	-	-	-	-	-	-	-	-	-
downloadFirmwareList	-	-	-	-	-	-	-	-	-	-	-	-	-	-	-
getPrinterFirmwareInfo	-	-	-	-	-	-	-	-	-	-	-	-	-	-	-
verifyUpdate	-	-	-	-	-	-	-	-	-	-	-	-	-	-	-
verifyUpdate[Obsolete]	-	-	-	-	-	-	-	-	-	-	-	-	-	-	-
updateFirmware	-	-	-	-	-	-	-	-	-	-	-	-	-	-	-
updateFirmware[Obsolete]	-	-	-	-	-	-	-	-	-	-	-	-	-	-	-
forceRecover	-	-	-	-	-	-	-	-	-	-	-	-	-	-	-
forcePulse	-	-	-	-	-	-	-	-	-	-	-	-	-	-	-
forceStopSound	-	-	-	-	-	-	-	-	-	-	-	-	-	-	-
forceCommand	-	-	-	-	-	-	-	-	-	-	-	-	-	-	-
forceReset	-	-	-	-	-	-	-	-	-	-	-	-	-	-	-

API	TM-T20III	TM-T20IV	TM-T20IV-L	TM-T20IV-SP	TM-T20X	TM-T20X-II	TM-T60	TM-T70	TM-T70II	TM-T81II	TM-T81III	TM-T82	TM-T82II	TM-T82III	TM-T82IIII
setStatusChangeEventDelegate	✓	✓	✓	✓	✓	✓	✓	✓	✓	✓	✓	✓	✓	✓	✓
setReceiveEventDelegate	✓	✓	✓	✓	✓	✓	✓	✓	✓	✓	✓	✓	✓	✓	✓
setGetPrinterSettingExDelegate	-	-	-	-	-	-	-	-	-	-	-	-	-	-	-
setSetPrinterSettingExDelegate	-	-	-	-	-	-	-	-	-	-	-	-	-	-	-
setVerifyPasswordDelegate	-	-	-	-	-	-	-	-	-	-	-	-	-	-	-
interval	✓	✓	✓	✓	✓	✓	✓	✓	✓	✓	✓	✓	✓	✓	✓

Single-function models (3)

API	TM-T82IV	TM-T82IV-L	TM-T82X	TM-T82X-II	TM-T83III	TM-T83IV	TM-T88V	TM-T88VI	TM-T88VII	TM-T100	TM-L90 Liner-Free Label Printer Model	TM-L100	TM-U220	TM-U220II	TM-U330
initWithPrinterSeries	✓*	✓*	✓*	✓*	✓*	✓*	✓*	✓*	✓*	✓*	✓*	✓*	✓*	✓*	✓*
connect	✓	✓	✓	✓	✓	✓	✓	✓	✓	✓	✓	✓	✓	✓	✓
disconnect	✓	✓	✓	✓	✓	✓	✓	✓	✓	✓	✓	✓	✓	✓	✓
startMonitor	✓	✓	✓	✓	✓	✓	✓	✓	✓	✓	✓	✓	✓	✓	✓
stopMonitor	✓	✓	✓	✓	✓	✓	✓	✓	✓	✓	✓	✓	✓	✓	✓
getStatus	✓	✓	✓	✓	✓	✓	✓	✓	✓	✓	✓	✓	✓	✓	✓
sendData	✓	✓	✓	✓	✓	✓	✓	✓	✓	✓	✓	✓	✓	✓	✓
beginTransaction	-	-	-	-	-	-	-	✓	✓	-	-	✓	-	-	-
endTransaction	-	-	-	-	-	-	-	✓	✓	-	-	✓	-	-	-
requestPrintJobStatus	-	-	-	-	-	-	-	-	-	-	-	-	-	-	-
clearCommandBuffer	✓	✓	✓	✓	✓	✓	✓	✓	✓	✓	✓	✓	✓	✓	✓
addTextAlign	✓	✓	✓	✓	✓	✓	✓	✓	✓	✓	✓	✓	✓	✓	✓
addLineSpace	✓	✓	✓	✓	✓	✓	✓	✓	✓	✓	✓	✓	✓	✓	✓
addTextRotate	✓	✓	✓	✓	✓	✓	✓	✓	✓	✓	✓	✓	✓	✓	✓

API	TM-T82IV	TM-T82IV-L	TM-T82X	TM-T82X-II	TM-T83III	TM-T83IV	TM-T88V	TM-T88VI	TM-T88VII	TM-T100	TM-L90 Liner-Free Label Printer Model	TM-L100	TM-U220	TM-U220II	TM-U330
addText	✓	✓	✓	✓	✓	✓	✓	✓	✓	✓	✓	✓	✓	✓	✓
addTextLang	✓*	✓*	✓*	✓*	✓*	✓*	✓*	✓*	✓	✓*	✓*	✓*	✓*	✓*	✓*
addTextFont	✓*	✓*	✓*	✓*	✓*	✓*	✓*	✓*	✓*	✓*	✓*	✓*	✓*	✓*	✓*
addTextSmooth	✓	✓	✓	✓	✓	✓	✓	✓	✓	✓	✓	✓	✓	✓	✓
addTextSize	✓	✓	✓	✓	✓	✓	✓	✓	✓	✓	✓	✓	✓	✓	✓
addTextStyle	✓*	✓*	✓*	✓*	✓*	✓*	✓*	✓*	✓*	✓*	✓*	✓*	✓*	✓*	✓*
addHPosition	✓	✓	✓	✓	✓	✓	✓	✓	✓	✓	✓	✓	-	✓	✓
addFeedUnit	✓	✓	✓	✓	✓	✓	✓	✓	✓	✓	✓	✓	✓	✓	✓
addFeedLine	✓	✓	✓	✓	✓	✓	✓	✓	✓	✓	✓	✓	✓	✓	✓
addImage	✓*	✓*	✓*	✓*	✓*	✓*	✓*	✓*	✓*	✓*	✓*	✓	✓*	✓*	✓*
addLogo	✓	✓	✓	✓	✓	✓	✓	✓	✓	✓	✓	✓	✓*	✓*	✓*
addBarcode	✓*	✓*	✓*	✓*	✓*	✓*	✓*	✓*	✓*	✓*	✓*	✓*	-	-	✓*
addSymbol	✓*	✓*	✓*	✓*	✓*	✓*	✓*	✓*	✓*	✓*	✓*	✓*	-	-	✓*
addHLine	-	-	-	-	-	-	-	-	-	-	-	-	-	-	-
addVLineBegin	-	-	-	-	-	-	-	-	-	-	-	-	-	-	-
addVLineEnd	-	-	-	-	-	-	-	-	-	-	-	-	-	-	-
addPageBegin	✓	✓	✓	✓	✓	✓	✓	✓	✓	✓	✓	✓	-	-	-
addPageEnd	✓	✓	✓	✓	✓	✓	✓	✓	✓	✓	✓	✓	-	-	-
addPageArea	✓	✓	✓	✓	✓	✓	✓	✓	✓	✓	✓	✓	-	-	-
addPageDirection	✓	✓	✓	✓	✓	✓	✓	✓	✓	✓	✓	✓	-	-	-
addPagePosition	✓	✓	✓	✓	✓	✓	✓	✓	✓	✓	✓	✓	-	-	-
addPageLine	-	-	-	-	-	-	-	✓*	✓*	-	-	✓*	-	-	-
addPageRectangle	-	-	-	-	-	-	-	✓*	✓*	-	-	✓*	-	-	-
addRotateBegin	-	-	-	-	-	-	-	-	✓	-	-	✓	-	-	-
addRotateEnd	-	-	-	-	-	-	-	-	✓	-	-	✓	-	-	-
addCut	✓*	✓*	✓*	✓*	✓*	✓*	✓*	✓*	✓*	✓*	✓*	✓*	✓*	✓*	✓*
addPulse	✓	✓	✓	✓	✓	✓	✓	✓	✓	✓	✓	✓	✓	✓	✓

API	TM-T82IV	TM-T82IV-L	TM-T82X	TM-T82X-II	TM-T83III	TM-T83IV	TM-T88V	TM-T88VI	TM-T88VII	TM-T100	TM-L90 Liner-Free Label Printer Model	TM-L100	TM-U220	TM-U220II	TM-U330
addSound	✓*	✓*	✓*	✓*	✓*	✓*	✓*	✓*	✓*	✓*	✓*	✓*	-	✓*	-
addFeedPosition	-	-	-	-	-	-	-	-	-	-	✓	✓*	-	-	✓*
addLayout	-	-	-	-	-	-	-	-	-	-	-	-	-	-	-
addCommand	✓	✓	✓	✓	✓	✓	✓	✓	✓	✓	✓	✓	✓	✓	✓
getMaintenanceCounter	-	-	-	-	-	-	-	✓	✓	-	-	✓	-	-	-
resetMaintenanceCounter	-	-	-	-	-	-	-	✓	✓	-	-	-	-	-	-
getPrinterSetting	✓*	✓*	-	-	-	-	-	✓*	✓*	-	-	-	✓*	-	-
setPrinterSetting	✓*	✓*	-	-	-	-	-	✓*	✓*	-	-	-	✓*	-	-
getPrinterSettingEx	-	-	-	-	-	-	-	-	-	-	-	✓	-	✓	-
getPrinterSettingEx[Obsolete]	-	-	-	-	-	-	-	-	-	-	-	✓	-	✓	-
setPrinterSettingEx	-	-	-	-	-	-	-	-	-	-	-	✓	-	✓	-
setPrinterSettingEx[Obsolete1]	-	-	-	-	-	-	-	-	-	-	-	✓	-	✓	-
setPrinterSettingEx[Obsolete2]	-	-	-	-	-	-	-	-	-	-	-	✓	-	-	-
verifyPassword	-	-	-	-	-	-	-	-	-	-	-	✓	-	✓	-
verifyPassword[Obsolete]	-	-	-	-	-	-	-	-	-	-	-	✓	-	✓	-
getPrinterInformation	-	-	-	-	-	-	-	-	-	-	-	-	-	-	-
downloadFirmwareList	-	-	-	-	-	-	-	✓*	✓*	-	-	-	-	-	-
getPrinterFirmwareInfo	-	-	-	-	-	-	-	✓	✓	-	-	-	-	-	-
verifyUpdate	-	-	-	-	-	-	-	✓	✓	-	-	-	-	-	-
verifyUpdate[Obsolete]	-	-	-	-	-	-	-	✓	✓	-	-	-	-	-	-
updateFirmware	-	-	-	-	-	-	-	✓	✓	-	-	-	-	-	-
updateFirmware[Obsolete]	-	-	-	-	-	-	-	✓	✓	-	-	-	-	-	-
forceRecover	-	-	-	-	-	-	-	-	-	-	-	-	-	-	-
forcePulse	-	-	-	-	-	-	-	-	-	-	-	-	-	-	-
forceStopSound	-	-	-	-	-	-	-	-	-	-	-	-	-	-	-

API	TM-T82IV	TM-T82IV-L	TM-T82X	TM-T82X-II	TM-T83III	TM-T83IV	TM-T88V	TM-T88VI	TM-T88VII	TM-T100	TM-L90 Liner-Free Label Printer Model	TM-L100	TM-U220	TM-U220II	TM-U330
forceCommand	-	-	-	-	-	-	-	-	-	-	-	-	-	-	-
forceReset	-	-	-	-	-	-	-	-	-	-	-	-	-	-	-
setStatusChangeEventDelegate	✓	✓	✓	✓	✓	✓	✓	✓	✓	✓	✓	✓	✓	✓	✓
setReceiveEventDelegate	✓	✓	✓	✓	✓	✓	✓	✓	✓	✓	✓	✓	✓	✓	✓
setGetPrinterSettingExDelegate	-	-	-	-	-	-	-	-	-	-	-	✓	-	✓	-
setSetPrinterSettingExDelegate	-	-	-	-	-	-	-	-	-	-	-	✓	-	✓	-
setVerifyPasswordDelegate	-	-	-	-	-	-	-	-	-	-	-	✓	-	✓	-
interval	✓	✓	✓	✓	✓	✓	✓	✓	✓	✓	✓	-	✓	-	✓

Mobile models

API	TM-P20	TM-P20II	TM-P60 (Receipt)	TM-P60 (Peeler)	TM-P60II (Receipt)	TM-P60II (Peeler)	TM-P80	TM-P80II
initWithPrinterSeries	✓*	✓*	✓*	✓*	✓*	✓*	✓*	✓*
connect	✓	✓	✓	✓	✓	✓	✓	✓
disconnect	✓	✓	✓	✓	✓	✓	✓	✓
startMonitor	✓	✓	✓	✓	✓	✓	✓	✓
stopMonitor	✓	✓	✓	✓	✓	✓	✓	✓
getStatus	✓	✓	✓	✓	✓	✓	✓	✓
sendData	✓	✓	✓	✓	✓	✓	✓	✓
beginTransaction	-	✓	-	-	-	-	-	✓
endTransaction	-	✓	-	-	-	-	-	✓
requestPrintJobStatus	-	-	-	-	-	-	-	-
clearCommandBuffer	✓	✓	✓	✓	✓	✓	✓	✓

API	TM-P20	TM-P20II	TM-P60 (Receipt)	TM-P60 (Peeler)	TM-P60II (Receipt)	TM-P60II (Peeler)	TM-P80	TM-P80II
addTextAlign	✓	✓	✓	✓	✓	✓	✓	✓
addLineSpace	✓	✓	✓	✓	✓	✓	✓	✓
addTextRotate	✓	✓	✓	✓	✓	✓	✓	✓
addText	✓	✓	✓	✓	✓	✓	✓	✓
addTextLang	✓*	✓	✓*	✓*	✓*	✓*	✓*	✓
addTextFont	✓	✓*	✓*	✓*	✓*	✓*	✓*	✓*
addTextSmooth	✓	✓	✓	✓	✓	✓	✓	✓
addTextSize	✓	✓	✓	✓	✓	✓	✓	✓
addTextStyle	✓*	✓*	✓*	✓*	✓*	✓*	✓*	✓*
addHPosition	✓	✓	✓	✓	✓	✓	✓	✓
addFeedUnit	✓	✓	✓	✓	✓	✓	✓	✓
addFeedLine	✓	✓	✓	✓	✓	✓	✓	✓
addImage	✓*	✓*	✓*	✓*	✓*	✓*	✓*	✓*
addLogo	✓	✓	✓	✓	✓	✓	✓	✓
addBarcode	✓*	✓	✓*	✓*	✓*	✓*	✓*	✓*
addSymbol	✓*	✓*	-	✓*	✓*	✓*	✓*	✓*
addHLine	-	-	-	-	-	-	-	-
addVLineBegin	-	-	-	-	-	-	-	-
addVLineEnd	-	-	-	-	-	-	-	-
addPageBegin	✓	✓	✓	✓	✓	✓	✓	✓
addPageEnd	✓	✓	✓	✓	✓	✓	✓	✓
addPageArea	✓	✓	✓	✓	✓	✓	✓	✓
addPageDirection	✓	✓	✓	✓	✓	✓	✓	✓
addPagePosition	✓	✓	✓	✓	✓	✓	✓	✓
addPageLine	✓*	✓*	✓*	✓*	✓*	✓*	✓*	✓*
addPageRectangle	✓*	✓*	✓*	✓*	✓*	✓*	✓*	✓*
addRotateBegin	-	✓	-	-	-	-	-	✓
addRotateEnd	-	✓	-	-	-	-	-	✓
addCut	✓*	✓*	✓*	✓*	✓*	✓*	✓*	✓*
addPulse	-	✓	-	-	-	-	-	✓
addSound	✓*	✓*	-	-	✓*	✓*	✓*	✓*

API	TM-P20	TM-P20II	TM-P60 (Receipt)	TM-P60 (Peeler)	TM-P60II (Receipt)	TM-P60II (Peeler)	TM-P80	TM-P80II
addFeedPosition	✓*	✓*	-	✓	-	✓	✓*	✓*
addLayout	✓*	✓*	-	✓	-	✓	✓*	✓*
addCommand	✓	✓	✓	✓	✓	✓	✓	✓
getMaintenanceCounter	✓*	✓*	-	-	-	-	-	-
resetMaintenanceCounter	✓*	✓*	-	-	-	-	-	-
getPrinterSetting	✓*	-	-	-	-	-	-	-
setPrinterSetting	✓*	-	-	-	-	-	-	-
getPrinterSettingEx	-	✓	-	-	-	-	-	✓
getPrinterSettingEx[Obsolete]	-	✓	-	-	-	-	-	✓
setPrinterSettingEx	-	✓	-	-	-	-	-	✓
setPrinterSettingEx[Obsolete1]	-	✓	-	-	-	-	-	✓
setPrinterSettingEx[Obsolete2]	-	-	-	-	-	-	-	-
verifyPassword	-	✓	-	-	-	-	-	✓
verifyPassword[Obsolete]	-	✓	-	-	-	-	-	✓
getPrinterInformation	-	-	-	-	-	-	-	-
downloadFirmwareList	-	✓*	-	-	-	-	-	✓*
getPrinterFirmwareInfo	-	✓	-	-	-	-	-	✓
verifyUpdate	-	✓	-	-	-	-	-	✓
verifyUpdate[Obsolete]	-	✓	-	-	-	-	-	✓
updateFirmware	-	✓	-	-	-	-	-	✓
updateFirmware[Obsolete]	-	✓	-	-	-	-	-	✓
forceRecover	-	-	-	-	-	-	-	-
forcePulse	-	-	-	-	-	-	-	-
forceStopSound	-	-	-	-	-	-	-	-
forceCommand	-	-	-	-	-	-	-	-
forceReset	-	-	-	-	-	-	-	-
setStatusChangeEventDelegate	✓	✓	✓	✓	✓	✓	✓	✓
setReceiveEventDelegate	✓	✓	✓	✓	✓	✓	✓	✓

API	TM-P20	TM-P20II	TM-P60 (Receipt)	TM-P60 (Peeler)	TM-P60II (Receipt)	TM-P60II (Peeler)	TM-P80	TM-P80II
setGetPrinterSettingExDelegate	-	✓	-	-	-	-	-	✓
setSetPrinterSettingExDelegate	-	✓	-	-	-	-	-	✓
setVerifyPasswordDelegate	-	✓	-	-	-	-	-	✓
interval	✓	-	✓	✓	✓	✓	✓	-

Hybrid models/TM-i Series/TM-DT Series

API	TM-H6000V	TM-T20II-i	TM-T70-i	TM-T82II-i	TM-T83II-i	TM-T88V-i	TM-T88VI-iHUB	TM-U220-i	TM-U220IIB-i	TM-T70II-DT	TM-T70II-DT2	TM-T88V-DT	TM-T88VI-DT2	TM-H6000IV-DT
initWithPrinterSeries	✓*	✓*	✓*	✓*	✓*	✓*	✓*	✓*	✓*	✓*	✓*	✓*	✓*	✓*
connect	✓	✓	✓	✓	✓	✓	✓	✓	✓	✓	✓	✓	✓	✓
disconnect	✓	✓	✓	✓	✓	✓	✓	✓	✓	✓	✓	✓	✓	✓
startMonitor	✓	✓	✓	✓	✓	✓	✓	✓	✓	✓	✓	✓	✓	✓
stopMonitor	✓	✓	✓	✓	✓	✓	✓	✓	✓	✓	✓	✓	✓	✓
getStatus	✓	✓	✓	✓	✓	✓	✓	✓	✓	✓	✓	✓	✓	✓
sendData	✓	✓	✓	✓	✓	✓	✓	✓	✓	✓	✓	✓	✓	✓
beginTransaction	✓	-	-	-	-	-	-	-	-	-	-	-	-	-
endTransaction	✓	-	-	-	-	-	-	-	-	-	-	-	-	-
requestPrintJobStatus	-	✓	✓	✓	✓	✓	✓	✓	✓	✓	✓	✓	✓	✓
clearCommandBuffer	✓	✓	✓	✓	✓	✓	✓	✓	✓	✓	✓	✓	✓	✓
addTextAlign	✓	✓	✓	✓	✓	✓	✓	✓	✓	✓	✓	✓	✓	✓
addLineSpace	✓	✓	✓	✓	✓	✓	✓	✓	✓	✓	✓	✓	✓	✓
addTextRotate	✓	✓	✓	✓	✓	✓	✓	✓	✓	✓	✓	✓	✓	✓
addText	✓	✓	✓	✓	✓	✓	✓	✓	✓	✓	✓	✓	✓	✓
addTextLang	✓*	✓*	✓*	✓*	✓*	✓*	✓*	✓*	✓*	✓*	✓*	✓*	✓*	✓*
addTextFont	✓*	✓*	✓*	✓*	✓*	✓*	✓*	✓*	✓*	✓*	✓*	✓*	✓*	✓*
addTextSmooth	✓	✓	✓	✓	✓	✓	✓	✓	✓	✓	✓	✓	✓	✓
addTextSize	✓	✓	✓	✓	✓	✓	✓	-	-	✓	✓	✓	✓	✓
addTextStyle	✓*	✓*	✓*	✓*	✓*	✓*	✓*	✓*	✓*	✓*	✓*	✓*	✓*	✓*
addHPPosition	✓	✓	✓	✓	✓	✓	✓	-	✓	✓	✓	✓	✓	✓

API	TM-H6000V	TM-T20II-i	TM-T70-i	TM-T82II-i	TM-T83II-i	TM-T88V-i	TM-T88VI-iHUB	TM-U220-i	TM-U220IIB-i	TM-T70II-DT	TM-T70II-DT2	TM-T88V-DT	TM-T88VI-DT2	TM-H6000IV-DT
addFeedUnit	✓	✓	✓	✓	✓	✓	✓	✓	✓	✓	✓	✓	✓	✓
addFeedLine	✓	✓	✓	✓	✓	✓	✓	✓	✓	✓	✓	✓	✓	✓
addImage	✓*	✓*	✓*	✓*	✓*	✓*	✓*	✓*	✓*	✓*	✓*	✓*	✓*	✓*
addLogo	✓	✓	✓	✓	✓	✓	✓	-	-	✓	✓	✓	✓	✓
addBarcode	✓*	✓*	✓*	✓*	✓*	✓*	✓*	-	-	✓*	✓*	✓*	✓*	✓*
addSymbol	✓*	✓*	✓*	✓*	✓*	✓*	✓*	-	-	✓*	✓*	✓*	✓*	✓*
addHLine	-	-	-	-	-	-	-	-	-	-	-	-	-	-
addVLineBegin	-	-	-	-	-	-	-	-	-	-	-	-	-	-
addVLineEnd	-	-	-	-	-	-	-	-	-	-	-	-	-	-
addPageBegin	✓	✓	✓	✓	✓	✓	✓	-	-	✓	✓	✓	✓	✓
addPageEnd	✓	✓	✓	✓	✓	✓	✓	-	-	✓	✓	✓	✓	✓
addPageArea	✓	✓	✓	✓	✓	✓	✓	-	-	✓	✓	✓	✓	✓
addPageDirection	✓	✓	✓	✓	✓	✓	✓	-	-	✓	✓	✓	✓	✓
addPagePosition	✓	✓	✓	✓	✓	✓	✓	-	-	✓	✓	✓	✓	✓
addPageLine	✓*	-	-	-	-	-	✓*	-	-	-	-	-	-	-
addPageRectangle	✓*	-	-	-	-	-	✓*	-	-	-	-	-	-	-
addRotateBegin	-	-	-	-	-	-	-	-	-	-	-	-	-	-
addRotateEnd	-	-	-	-	-	-	-	-	-	-	-	-	-	-
addCut	✓*	✓*	✓*	✓*	✓*	✓*	✓*	✓*	✓*	✓*	✓*	✓*	✓*	✓*
addPulse	✓	✓	✓	✓	✓	✓	✓	✓	✓	✓	✓	✓	✓	✓
addSound	-	✓*	-	✓*	✓*	✓*	✓*	-	✓*	✓*	✓*	✓*	✓*	-
addFeedPosition	-	-	-	-	-	-	-	-	-	-	-	-	-	-
addLayout	-	-	-	-	-	-	-	-	-	-	-	-	-	-
addCommand	✓	✓	✓	✓	✓	✓	✓	✓	✓	✓	✓	✓	✓	✓
getMaintenanceCounter	-	-	-	-	-	-	✓	-	-	-	-	-	-	-
resetMaintenanceCounter	-	-	-	-	-	-	✓	-	-	-	-	-	-	-
getPrinterSetting	-	-	-	-	-	-	✓*	-	-	-	-	-	-	-
setPrinterSetting	-	-	-	-	-	-	✓*	-	-	-	-	-	-	-
getPrinterSettingEx	-	-	-	-	-	-	-	-	✓	-	-	-	-	-
getPrinterSettingEx[Obsolete]	-	-	-	-	-	-	-	-	✓	-	-	-	-	-
setPrinterSettingEx	-	-	-	-	-	-	-	-	✓	-	-	-	-	-

API	TM-H6000V	TM-T20II-i	TM-T70-i	TM-T82II-i	TM-T83II-i	TM-T88V-i	TM-T88VI-iHUB	TM-U220-i	TM-U220IIB-i	TM-T70II-DT	TM-T70II-DT2	TM-T88V-DT	TM-T88VI-DT2	TM-H6000IV-DT
setPrinterSettingEx[Obsolete1]	-	-	-	-	-	-	-	-	✓	-	-	-	-	-
setPrinterSettingEx[Obsolete2]	-	-	-	-	-	-	-	-	-	-	-	-	-	-
verifyPassword	-	-	-	-	-	-	-	-	✓	-	-	-	-	-
verifyPassword[Obsolete]	-	-	-	-	-	-	-	-	✓	-	-	-	-	-
getPrinterInformation	-	-	-	-	-	-	✓	-	-	-	-	-	-	-
downloadFirmwareList	-	-	-	-	-	-	✓*	-	-	-	-	-	-	-
getPrinterFirmwareInfo	-	-	-	-	-	-	✓	-	-	-	-	-	-	-
verifyUpdate	-	-	-	-	-	-	✓	-	-	-	-	-	-	-
verifyUpdate[Obsolete]	-	-	-	-	-	-	✓	-	-	-	-	-	-	-
updateFirmware	-	-	-	-	-	-	✓	-	-	-	-	-	-	-
updateFirmware[Obsolete]	-	-	-	-	-	-	✓	-	-	-	-	-	-	-
forceRecover	✓	✓	✓	✓	✓	✓	✓	-	-	✓	✓	✓	✓	✓
forcePulse	✓	✓	✓	✓	✓	✓	✓	✓	✓	✓	✓	✓	✓	✓
forceStopSound	-	✓	-	✓	✓	✓	✓	-	-	✓	✓	✓	✓	-
forceCommand	✓	✓	✓	✓	✓	✓	✓	✓	✓	✓	✓	✓	✓	✓
forceReset	✓	✓	✓	✓	✓	✓	✓	✓	✓	✓	✓	✓	✓	✓
setStatusChangeEventDelegate	✓	✓	✓	✓	✓	✓	✓	✓	✓	✓	✓	✓	✓	✓
setReceiveEventDelegate	✓	✓	✓	✓	✓	✓	✓	✓	✓	✓	✓	✓	✓	✓
setGetPrinterSettingExDelegate	-	-	-	-	-	-	-	-	✓	-	-	-	-	-
setSetPrinterSettingExDelegate	-	-	-	-	-	-	-	-	✓	-	-	-	-	-
setVerifyPasswordDelegate	-	-	-	-	-	-	-	-	✓	-	-	-	-	-
interval	✓	✓	✓	✓	✓	✓	✓	✓	-	✓	✓	✓	✓	✓

Slave Printers

API	TM-T88IV	TM-T90	TM-L90	TM-H6000IV
initWithPrinterSeries	✓*	✓*	✓*	✓*
connect	✓	✓	✓	✓

API	TM-T88IV	TM-T90	TM-L90	TM-H6000IV
disconnect	✓	✓	✓	✓
startMonitor	✓	✓	✓	✓
stopMonitor	✓	✓	✓	✓
getStatus	✓	✓	✓	✓
sendData	✓	✓	✓	✓
beginTransaction	-	-	-	-
endTransaction	-	-	-	-
requestPrintJobStatus	-	-	-	-
clearCommandBuffer	✓	✓	✓	✓
addTextAlign	✓	✓	✓	✓
addLineSpace	✓	✓	✓	✓
addTextRotate	✓	✓	✓	✓
addText	✓	✓	✓	✓
addTextLang	✓*	✓*	✓*	✓*
addTextFont	✓*	✓*	✓*	✓*
addTextSmooth	✓	✓	✓	✓
addTextSize	✓	✓	✓	✓
addTextStyle	✓*	✓*	✓*	✓*
addHPosition	✓	✓	✓	✓
addFeedUnit	✓	✓	✓	✓
addFeedLine	✓	✓	✓	✓
addImage	✓*	✓*	✓*	✓*
addLogo	✓	✓	✓	✓
addBarcode	✓*	✓*	✓*	✓*
addSymbol	✓*	✓*	✓*	✓*
addHLine	-	-	-	-
addVLineBegin	-	-	-	-
addVLineEnd	-	-	-	-
addPageBegin	✓	✓	✓	✓
addPageEnd	✓	✓	✓	✓
addPageArea	✓	✓	✓	✓
addPageDirection	✓	✓	✓	✓
addPagePosition	✓	✓	✓	✓

API	TM-T88IV	TM-T90	TM-L90	TM-H6000IV
addPageLine	-	-	-	-
addPageRectangle	-	-	-	-
addRotateBegin	-	-	-	-
addRotateEnd	-	-	-	-
addCut	✓*	✓*	✓*	✓*
addPulse	✓	✓	✓	✓
addSound	-	-	-	-
addFeedPosition	-	-	✓	-
addLayout	-	-	-	-
addCommand	✓	✓	✓	✓
getMaintenanceCounter	-	-	-	-
resetMaintenanceCounter	-	-	-	-
getPrinterSetting	-	-	-	-
setPrinterSetting	-	-	-	-
getPrinterSettingEx	-	-	-	-
getPrinterSettingEx[Obsolete]	-	-	-	-
setPrinterSettingEx	-	-	-	-
setPrinterSettingEx[Obsolete1]	-	-	-	-
setPrinterSettingEx[Obsolete2]	-	-	-	-
verifyPassword	-	-	-	-
verifyPassword[Obsolete]	-	-	-	-
getPrinterInformation	-	-	-	-
downloadFirmwareList	-	-	-	-
getPrinterFirmwareInfo	-	-	-	-
verifyUpdate	-	-	-	-
verifyUpdate[Obsolete]	-	-	-	-
updateFirmware	-	-	-	-
updateFirmware[Obsolete]	-	-	-	-
forceRecover	-	-	-	-
forcePulse	-	-	-	-
forceStopSound	-	-	-	-

API	TM-T88IV	TM-T90	TM-L90	TM-H6000IV
forceCommand	-	-	-	-
forceReset	-	-	-	-
setStatusChangeEventDelegate	✓	✓	✓	✓
setReceiveEventDelegate	✓	✓	✓	✓
setGetPrinterSettingExDelegate	-	-	-	-
setSetPrinterSettingExDelegate	-	-	-	-
setVerifyPasswordDelegate	-	-	-	-
interval	✓	✓	✓	✓

Epos2LineDisplay Class

Single-function models (1)

API	TM-m10	TM-m30	TM-m30II	TM-m30II-H	TM-m30II-NT	TM-m30II-S	TM-m30II-SL	TM-m30III	TM-m30III-H	TM-m50	TM-m50II	TM-m50II-H	TM-T20	TM-T20II	TM-T20III
initWithDisplayModel	-	✓*	✓*	✓*	✓*	✓*	✓*	✓*	✓*	✓*	✓*	✓*	-	-	-
connect	-	✓	✓	✓	✓	✓	✓	✓	✓	✓	✓	✓	-	-	-
disconnect	-	✓	✓	✓	✓	✓	✓	✓	✓	✓	✓	✓	-	-	-
getStatus	-	✓	✓	✓	✓	✓	✓	✓	✓	✓	✓	✓	-	-	-
sendData	-	✓	✓	✓	✓	✓	✓	✓	✓	✓	✓	✓	-	-	-
clearCommandBuffer	-	✓	✓	✓	✓	✓	✓	✓	✓	✓	✓	✓	-	-	-
addInitialize	-	✓	✓	✓	✓	✓	✓	✓	✓	✓	✓	✓	-	-	-
addCreateWindow	-	✓	✓	✓	✓	✓	✓	✓	✓	✓	✓	✓	-	-	-
addDestroyWindow	-	✓	✓	✓	✓	✓	✓	✓	✓	✓	✓	✓	-	-	-
addSetCurrentWindow	-	✓	✓	✓	✓	✓	✓	✓	✓	✓	✓	✓	-	-	-
addClearCurrentWindow	-	✓	✓	✓	✓	✓	✓	✓	✓	✓	✓	✓	-	-	-
addCreateScreen	-	-	-	✓	✓	✓	✓	✓	✓	-	✓	✓	-	-	-
addCreateScreenCustom	-	-	-	✓	✓	✓	✓	✓	✓	-	✓	✓	-	-	-
addCreateTextArea	-	-	-	✓	✓	✓	✓	✓	✓	-	✓	✓	-	-	-
addDestroyTextArea	-	-	-	✓	✓	✓	✓	✓	✓	-	✓	✓	-	-	-
addSetCurrentTextArea	-	-	-	✓	✓	✓	✓	✓	✓	-	✓	✓	-	-	-
addClearCurrentTextArea	-	-	-	✓	✓	✓	✓	✓	✓	-	✓	✓	-	-	-
addSetCursorPosition	-	✓	✓	✓	✓	✓	✓	✓	✓	✓	✓	✓	-	-	-
addMoveCursorPosition	-	✓	✓	✓	✓	✓	✓	✓	✓	✓	✓	✓	-	-	-
addSetCursorType	-	✓	✓	✓	✓	✓	✓	✓	✓	✓	✓	✓	-	-	-
addText	-	✓*	✓*	✓	✓	✓	✓	✓	✓	✓*	✓	✓	-	-	-
addReverseText	-	✓	✓	✓	✓	✓	✓	✓	✓	✓	✓	✓	-	-	-
addMarqueeText	-	✓	✓	✓	✓	✓	✓	✓	✓	✓	✓	✓	-	-	-
addSetBlink	-	✓	✓	✓	✓	✓	✓	✓	✓	✓	✓	✓	-	-	-
addSetBrightness	-	✓	✓	✓	✓	✓	✓	✓	✓	✓	✓	✓	-	-	-
addBackgroundColor	-	-	-	✓	✓	✓	✓	✓	✓	-	✓	✓	-	-	-
addStartSlideShow	-	-	-	✓	✓	✓	✓	✓	✓	-	✓	✓	-	-	-
addStopSlideShow	-	-	-	✓	✓	✓	✓	✓	✓	-	✓	✓	-	-	-
addDownloadImage	-	-	-	✓	✓	✓	✓	✓	✓	-	✓	✓	-	-	-

API	TM-m10	TM-m30	TM-m30II	TM-m30II-H	TM-m30II-NT	TM-m30II-S	TM-m30II-SL	TM-m30III	TM-m30III-H	TM-m50	TM-m50II	TM-m50II-H	TM-T20	TM-T20II	TM-T20III
addRegisterDownloadImage	-	-	-	✓	✓	✓	✓	✓	✓	-	✓	✓	-	-	-
addNVImage	-	-	-	✓	✓	✓	✓	✓	✓	-	✓	✓	-	-	-
addClearImage	-	-	-	✓	✓	✓	✓	✓	✓	-	✓	✓	-	-	-
addSymbol	-	-	-	✓	✓	✓	✓	✓	✓	-	✓	✓	-	-	-
addClearSymbol	-	-	-	✓	✓	✓	✓	✓	✓	-	✓	✓	-	-	-
addShowClock	-	-	-	-	-	-	-	-	-	-	-	-	-	-	-
addCommand	-	✓	✓	✓	✓	✓	✓	✓	✓	✓	✓	✓	-	-	-
setReceiveEventDelegate	-	✓	✓	✓	✓	✓	✓	✓	✓	✓	✓	✓	-	-	-

Single-function models (2)

API	TM-T20III	TM-T20IV	TM-T20IV-L	TM-T20IV-SP	TM-T20X	TM-T20X-II	TM-T60	TM-T70	TM-T70II	TM-T81II	TM-T81III	TM-T82	TM-T82II	TM-T82III	TM-T82III-L
initWithDisplayModel	-	-	-	-	-	-	-	-	-	-	-	-	-	-	-
connect	-	-	-	-	-	-	-	-	-	-	-	-	-	-	-
disconnect	-	-	-	-	-	-	-	-	-	-	-	-	-	-	-
getStatus	-	-	-	-	-	-	-	-	-	-	-	-	-	-	-
sendData	-	-	-	-	-	-	-	-	-	-	-	-	-	-	-
clearCommandBuffer	-	-	-	-	-	-	-	-	-	-	-	-	-	-	-
addInitialize	-	-	-	-	-	-	-	-	-	-	-	-	-	-	-
addCreateWindow	-	-	-	-	-	-	-	-	-	-	-	-	-	-	-
addDestroyWindow	-	-	-	-	-	-	-	-	-	-	-	-	-	-	-
addSetCurrentWindow	-	-	-	-	-	-	-	-	-	-	-	-	-	-	-
addClearCurrentWindow	-	-	-	-	-	-	-	-	-	-	-	-	-	-	-
addCreateScreen	-	-	-	-	-	-	-	-	-	-	-	-	-	-	-
addCreateScreenCustom	-	-	-	-	-	-	-	-	-	-	-	-	-	-	-
addCreateTextArea	-	-	-	-	-	-	-	-	-	-	-	-	-	-	-
addDestroyTextArea	-	-	-	-	-	-	-	-	-	-	-	-	-	-	-
addSetCurrentTextArea	-	-	-	-	-	-	-	-	-	-	-	-	-	-	-
addClearCurrentTextArea	-	-	-	-	-	-	-	-	-	-	-	-	-	-	-
addSetCursorPosition	-	-	-	-	-	-	-	-	-	-	-	-	-	-	-
addMoveCursorPosition	-	-	-	-	-	-	-	-	-	-	-	-	-	-	-

API	TM-T20IIIL	TM-T20IV	TM-T20IV-L	TM-T20IV-SP	TM-T20X	TM-T20X-II	TM-T60	TM-T70	TM-T70II	TM-T81II	TM-T81III	TM-T82	TM-T82II	TM-T82III	TM-T82IIIL
addSetCursorType	-	-	-	-	-	-	-	-	-	-	-	-	-	-	-
addText	-	-	-	-	-	-	-	-	-	-	-	-	-	-	-
addReverseText	-	-	-	-	-	-	-	-	-	-	-	-	-	-	-
addMarqueeText	-	-	-	-	-	-	-	-	-	-	-	-	-	-	-
addSetBlink	-	-	-	-	-	-	-	-	-	-	-	-	-	-	-
addSetBrightness	-	-	-	-	-	-	-	-	-	-	-	-	-	-	-
addBackgroundColor	-	-	-	-	-	-	-	-	-	-	-	-	-	-	-
addStartSlideShow	-	-	-	-	-	-	-	-	-	-	-	-	-	-	-
addStopSlideShow	-	-	-	-	-	-	-	-	-	-	-	-	-	-	-
addDownloadImage	-	-	-	-	-	-	-	-	-	-	-	-	-	-	-
addRegisterDownloadImage	-	-	-	-	-	-	-	-	-	-	-	-	-	-	-
addNVImage	-	-	-	-	-	-	-	-	-	-	-	-	-	-	-
addClearImage	-	-	-	-	-	-	-	-	-	-	-	-	-	-	-
addSymbol	-	-	-	-	-	-	-	-	-	-	-	-	-	-	-
addClearSymbol	-	-	-	-	-	-	-	-	-	-	-	-	-	-	-
addShowClock	-	-	-	-	-	-	-	-	-	-	-	-	-	-	-
addCommand	-	-	-	-	-	-	-	-	-	-	-	-	-	-	-
setReceiveEventDelegate	-	-	-	-	-	-	-	-	-	-	-	-	-	-	-

Single-function models (3)

API	TM-T82IV	TM-T82IV-L	TM-T82X	TM-T82X-II	TM-T83III	TM-T83IV	TM-T88V	TM-T88VI	TM-T88VII	TM-T100	TM-L90 Liner-Free Label Printer Model	TM-L100	TM-U220	TM-U220II	TM-U330
initWithDisplayModel	-	-	-	-	-	-	-	✓*	✓*	-	-	✓*	-	-	-
connect	-	-	-	-	-	-	-	✓	✓	-	-	✓	-	-	-
disconnect	-	-	-	-	-	-	-	✓	✓	-	-	✓	-	-	-

API	TM-T82IV	TM-T82IV-L	TM-T82X	TM-T82X-II	TM-T83III	TM-T83IV	TM-T88V	TM-T88VI	TM-T88VII	TM-T100	TM-L90 Liner-Free Label Printer Model	TM-L100	TM-U220	TM-U220II	TM-U330
getStatus	-	-	-	-	-	-	-	✓	✓	-	-	✓	-	-	-
sendData	-	-	-	-	-	-	-	✓	✓	-	-	✓	-	-	-
clearCommandBuffer	-	-	-	-	-	-	-	✓	✓	-	-	✓	-	-	-
addInitialize	-	-	-	-	-	-	-	✓	✓	-	-	✓	-	-	-
addCreateWindow	-	-	-	-	-	-	-	✓	✓	-	-	✓	-	-	-
addDestroyWindow	-	-	-	-	-	-	-	✓	✓	-	-	✓	-	-	-
addSetCurrentWindow	-	-	-	-	-	-	-	✓	✓	-	-	✓	-	-	-
addClearCurrentWindow	-	-	-	-	-	-	-	✓	✓	-	-	✓	-	-	-
addCreateScreen	-	-	-	-	-	-	-	-	✓	-	-	✓	-	-	-
addCreateScreenCustom	-	-	-	-	-	-	-	-	✓	-	-	✓	-	-	-
addCreateTextArea	-	-	-	-	-	-	-	-	✓	-	-	✓	-	-	-
addDestroyTextArea	-	-	-	-	-	-	-	-	✓	-	-	✓	-	-	-
addSetCurrentTextArea	-	-	-	-	-	-	-	-	✓	-	-	✓	-	-	-
addClearCurrentTextArea	-	-	-	-	-	-	-	-	✓	-	-	✓	-	-	-
addSetCursorPosition	-	-	-	-	-	-	-	✓	✓	-	-	✓	-	-	-
addMoveCursorPosition	-	-	-	-	-	-	-	✓	✓	-	-	✓	-	-	-
addSetCursorType	-	-	-	-	-	-	-	✓	✓	-	-	✓	-	-	-
addText	-	-	-	-	-	-	-	✓*	✓	-	-	✓	-	-	-
addReverseText	-	-	-	-	-	-	-	✓	✓	-	-	✓	-	-	-
addMarqueeText	-	-	-	-	-	-	-	✓	✓	-	-	✓	-	-	-
addSetBlink	-	-	-	-	-	-	-	✓	✓	-	-	✓	-	-	-
addSetBrightness	-	-	-	-	-	-	-	✓	✓	-	-	✓	-	-	-
addBackgroundColor	-	-	-	-	-	-	-	-	✓	-	-	✓	-	-	-
addStartSlideShow	-	-	-	-	-	-	-	-	✓	-	-	✓	-	-	-
addStopSlideShow	-	-	-	-	-	-	-	-	✓	-	-	✓	-	-	-
addDownloadImage	-	-	-	-	-	-	-	-	✓	-	-	✓	-	-	-

API	TM-T82IV	TM-T82IV-L	TM-T82X	TM-T82X-II	TM-T83III	TM-T83IV	TM-T88V	TM-T88VI	TM-T88VII	TM-T100	TM-L90 Liner-Free Label Printer Model	TM-L100	TM-U220	TM-U220II	TM-U330
addRegisterDownloadImage	-	-	-	-	-	-	-	-	✓	-	-	✓	-	-	-
addNVImage	-	-	-	-	-	-	-	-	✓	-	-	✓	-	-	-
addClearImage	-	-	-	-	-	-	-	-	✓	-	-	✓	-	-	-
addSymbol	-	-	-	-	-	-	-	-	✓	-	-	✓	-	-	-
addClearSymbol	-	-	-	-	-	-	-	-	✓	-	-	✓	-	-	-
addShowClock	-	-	-	-	-	-	-	✓	✓	-	-	-	-	-	-
addCommand	-	-	-	-	-	-	-	✓	✓	-	-	✓	-	-	-
setReceiveEventDelegate	-	-	-	-	-	-	-	✓	✓	-	-	✓	-	-	-

Mobile models

API	TM-P20	TM-P20II	TM-P60 (Receipt)	TM-P60 (Peeler)	TM-P60II (Receipt)	TM-P60II (Peeler)	TM-P80	TM-P80II
initWithDisplayModel	-	-	-	-	-	-	-	-
connect	-	-	-	-	-	-	-	-
disconnect	-	-	-	-	-	-	-	-
getStatus	-	-	-	-	-	-	-	-
sendData	-	-	-	-	-	-	-	-
clearCommandBuffer	-	-	-	-	-	-	-	-
addInitialize	-	-	-	-	-	-	-	-
addCreateWindow	-	-	-	-	-	-	-	-
addDestroyWindow	-	-	-	-	-	-	-	-
addSetCurrentWindow	-	-	-	-	-	-	-	-
addClearCurrentWindow	-	-	-	-	-	-	-	-
addCreateScreen	-	-	-	-	-	-	-	-

API	TM-P20	TM-P20II	TM-P60 (Receipt)	TM-P60 (Peeler)	TM-P60II (Receipt)	TM-P60II (Peeler)	TM-P80	TM-P80II
addCreateScreenCustom	-	-	-	-	-	-	-	-
addCreateTextArea	-	-	-	-	-	-	-	-
addDestroyTextArea	-	-	-	-	-	-	-	-
addSetCurrentTextArea	-	-	-	-	-	-	-	-
addClearCurrentTextArea	-	-	-	-	-	-	-	-
addSetCursorPosition	-	-	-	-	-	-	-	-
addMoveCursorPosition	-	-	-	-	-	-	-	-
addSetCursorType	-	-	-	-	-	-	-	-
addText	-	-	-	-	-	-	-	-
addReverseText	-	-	-	-	-	-	-	-
addMarqueeText	-	-	-	-	-	-	-	-
addSetBlink	-	-	-	-	-	-	-	-
addSetBrightness	-	-	-	-	-	-	-	-
addBackgroundColor	-	-	-	-	-	-	-	-
addStartSlideShow	-	-	-	-	-	-	-	-
addStopSlideShow	-	-	-	-	-	-	-	-
addDownloadImage	-	-	-	-	-	-	-	-
addRegisterDownloadImage	-	-	-	-	-	-	-	-
addNVImage	-	-	-	-	-	-	-	-
addClearImage	-	-	-	-	-	-	-	-
addSymbol	-	-	-	-	-	-	-	-
addClearSymbol	-	-	-	-	-	-	-	-
addShowClock	-	-	-	-	-	-	-	-
addCommand	-	-	-	-	-	-	-	-
setReceiveEventDelegate	-	-	-	-	-	-	-	-

Hybrid models/TM-i Series/TM-DT Series

API	TM-H6000V	TM-T20II-i	TM-T70-i	TM-T82II-i	TM-T83II-i	TM-T88V-i	TM-T88VI-iHUB	TM-U220-i	TM-U220IIB-i	TM-T70II-DT	TM-T70II-DT2	TM-T88V-DT	TM-T88VI-DT2	TM-H6000IV-DT
initWithDisplayModel	✓*	✓*	✓*	✓*	✓*	✓*	✓*	✓*	✓*	✓*	✓*	✓*	✓*	✓*
connect	✓	✓	✓	✓	✓	✓	✓	✓	✓	✓	✓	✓	✓	✓
disconnect	✓	✓	✓	✓	✓	✓	✓	✓	✓	✓	✓	✓	✓	✓
getStatus	✓	✓	✓	✓	✓	✓	✓	✓	✓	✓	✓	✓	✓	✓
sendData	✓	✓	✓	✓	✓	✓	✓	✓	✓	✓	✓	✓	✓	✓
clearCommandBuffer	✓	✓	✓	✓	✓	✓	✓	✓	✓	✓	✓	✓	✓	✓
addInitialize	✓	✓	✓	✓	✓	✓	✓	✓	✓	✓	✓	✓	✓	✓
addCreateWindow	✓	✓	✓	✓	✓	✓	✓	✓	✓	✓	✓	✓	✓	✓
addDestroyWindow	✓	✓	✓	✓	✓	✓	✓	✓	✓	✓	✓	✓	✓	✓
addSetCurrentWindow	✓	✓	✓	✓	✓	✓	✓	✓	✓	✓	✓	✓	✓	✓
addClearCurrentWindow	✓	✓	✓	✓	✓	✓	✓	✓	✓	✓	✓	✓	✓	✓
addCreateScreen	-	-	-	-	-	-	-	-	-	-	✓	-	✓	-
addCreateScreenCustom	-	-	-	-	-	-	-	-	-	-	✓	-	✓	-
addCreateTextArea	-	-	-	-	-	-	-	-	-	-	✓	-	✓	-
addDestroyTextArea	-	-	-	-	-	-	-	-	-	-	✓	-	✓	-
addSetCurrentTextArea	-	-	-	-	-	-	-	-	-	-	✓	-	✓	-
addClearCurrentTextArea	-	-	-	-	-	-	-	-	-	-	✓	-	✓	-
addSetCursorPosition	✓	✓	✓	✓	✓	✓	✓	✓	✓	✓	✓	✓	✓	✓
addMoveCursorPosition	✓	✓	✓	✓	✓	✓	✓	✓	✓	✓	✓	✓	✓	✓
addSetCursorType	✓	✓	✓	✓	✓	✓	✓	✓	✓	✓	✓	✓	✓	✓
addText	✓*	✓*	✓*	✓*	✓*	✓*	✓*	✓*	✓*	✓*	✓*	✓*	✓*	✓*
addReverseText	✓	✓	✓	✓	✓	✓	✓	✓	✓	✓	✓	✓	✓	✓
addMarqueeText	✓	✓	✓	✓	✓	✓	✓	✓	✓	✓	✓	✓	✓	✓
addSetBlink	✓	✓	✓	✓	✓	✓	✓	✓	✓	✓	✓	✓	✓	✓
addSetBrightness	✓	✓	✓	✓	✓	✓	✓	✓	✓	✓	✓	✓	✓	✓
addBackgroundColor	-	-	-	-	-	-	-	-	-	-	✓	-	✓	-
addStartSlideShow	-	-	-	-	-	-	-	-	-	-	✓	-	✓	-
addStopSlideShow	-	-	-	-	-	-	-	-	-	-	✓	-	✓	-
addDownloadImage	-	-	-	-	-	-	-	-	-	-	✓	-	✓	-
addRegisterDownloadImage	-	-	-	-	-	-	-	-	-	-	✓	-	✓	-

API	TM-H6000V	TM-T20II-i	TM-T70-i	TM-T82II-i	TM-T83II-i	TM-T88V-i	TM-T88VI-iHUB	TM-U220-i	TM-U220IIB-i	TM-T70II-DT	TM-T70II-DT2	TM-T88V-DT	TM-T88VI-DT2	TM-H6000IV-DT
addNVImage	-	-	-	-	-	-	-	-	-	-	✓	-	✓	-
addClearImage	-	-	-	-	-	-	-	-	-	-	✓	-	✓	-
addSymbol	-	-	-	-	-	-	-	-	-	-	✓	-	✓	-
addClearSymbol	-	-	-	-	-	-	-	-	-	-	✓	-	✓	-
addShowClock	✓	✓	✓	✓	✓	✓	✓	✓	✓	✓	✓	✓	✓	✓
addCommand	✓	✓	✓	✓	✓	✓	✓	✓	✓	✓	✓	✓	✓	✓
setReceiveEventDelegate	✓	✓	✓	✓	✓	✓	✓	✓	✓	✓	✓	✓	✓	✓

Slave Printers

API	TM-T88IV	TM-T90	TM-L90	TM-H6000IV
initWithDisplayModel	-	-	-	-
connect	-	-	-	-
disconnect	-	-	-	-
getStatus	-	-	-	-
sendData	-	-	-	-
clearCommandBuffer	-	-	-	-
addInitialize	-	-	-	-
addCreateWindow	-	-	-	-
addDestroyWindow	-	-	-	-
addSetCurrentWindow	-	-	-	-
addClearCurrentWindow	-	-	-	-
addCreateScreen	-	-	-	-
addCreateScreenCustom	-	-	-	-
addCreateTextArea	-	-	-	-
addDestroyTextArea	-	-	-	-
addSetCurrentTextArea	-	-	-	-
addClearCurrentTextArea	-	-	-	-
addSetCursorPosition	-	-	-	-
addMoveCursorPosition	-	-	-	-
addSetCursorType	-	-	-	-

API	TM-T88IV	TM-T90	TM-L90	TM-H6000IV
addText	-	-	-	-
addReverseText	-	-	-	-
addMarqueeText	-	-	-	-
addSetBlink	-	-	-	-
addSetBrightness	-	-	-	-
addBackgroundColor	-	-	-	-
addStartSlideShow	-	-	-	-
addStopSlideShow	-	-	-	-
addDownloadImage	-	-	-	-
addRegisterDownloadImage	-	-	-	-
addNVImage	-	-	-	-
addClearImage	-	-	-	-
addSymbol	-	-	-	-
addClearSymbol	-	-	-	-
addShowClock	-	-	-	-
addCommand	-	-	-	-
setReceiveEventDelegate	-	-	-	-

Common to all classes

Single-function models (1)

API	TM-m10	TM-m30	TM-m30II	TM-m30II-H	TM-m30II-NT	TM-m30II-S	TM-m30II-SL	TM-m30III	TM-m30III-H	TM-m50	TM-m50II	TM-m50II-H	TM-T20	TM-T20II	TM-T20III
getAdmin	✓	✓	✓	✓	✓	✓	✓	✓	✓	✓	✓	✓	✓	✓	✓
getLocation	✓	✓	✓	✓	✓	✓	✓	✓	✓	✓	✓	✓	✓	✓	✓
setConnectionEventDele- gate	-	-	✓	✓	✓	✓	✓	✓	✓	✓	✓	✓	-	-	-
setBufferingEnabled	-	✓	✓	✓	✓	✓	✓	✓	✓	✓	✓	✓	-	-	-

Single-function models (2)

API	TM-T20IIIL	TM-T20IV	TM-T20IV-L	TM-T20IV-SP	TM-T20X	TM-T20X-II	TM-T60	TM-T70	TM-T70II	TM-T81II	TM-T81III	TM-T82	TM-T82II	TM-T82III	TM-T82IIIL
getAdmin	✓	✓	✓	✓	✓	✓	✓	✓	✓	✓	✓	✓	✓	✓	✓
getLocation	✓	✓	✓	✓	✓	✓	✓	✓	✓	✓	✓	✓	✓	✓	✓
setConnectionEventDele- gate	-	-	-	-	-	-	-	-	-	-	-	-	-	-	-
setBufferingEnabled	-	-	-	-	-	-	-	-	-	-	-	-	-	-	-

Single-function models (3)

API	TM-T82IV	TM-T82IV-L	TM-T82X	TM-T82X-II	TM-T83III	TM-T83IV	TM-T88V	TM-T88VI	TM-T88VII	TM-T100	TM-L90 Liner-Free Label Printer Model	TM-L100	TM-U220	TM-U220II	TM-U330
getAdmin	✓	✓	✓	✓	✓	✓	✓	✓	✓	✓	✓	✓	✓	✓	✓
getLocation	✓	✓	✓	✓	✓	✓	✓	✓	✓	✓	✓	✓	✓	✓	✓
setConnectionEventDele- gate	-	-	-	-	-	-	-	-	-	-	-	✓	-	-	-
setBufferingEnabled	-	-	-	-	-	-	-	✓	✓	-	-	✓	-	-	-

Mobile models

API	TM-P20	TM-P20II	TM-P60 (Receipt)	TM-P60 (Peeler)	TM-P60II (Receipt)	TM-P60II (Peeler)	TM-P80	TM-P80II
getAdmin	✓	✓	✓	✓	✓	✓	✓	✓
getLocation	✓	✓	✓	✓	✓	✓	✓	✓
setConnectionEventDele- gate	-	-	-	-	-	-	-	-
setBufferingEnabled	-	-	-	-	-	-	-	-

Hybrid models/TM-i Series/TM-DT Series

API	TM-H6000V	TM-T20II-i	TM-T70-i	TM-T82II-i	TM-T83II-i	TM-T88V-i	TM-T88VI-iHUB	TM-U220-i	TM-U220IIB-i	TM-T70II-DT	TM-T70II-DT2	TM-T88V-DT	TM-T88VI-DT2	TM-H6000IV-DT
getAdmin	✓	✓	✓	✓	✓	✓	✓	✓	✓	✓	✓	✓	✓	✓
getLocation	✓	✓	✓	✓	✓	✓	✓	✓	✓	✓	✓	✓	✓	✓
setConnectionEventDele- gate	✓	✓	✓	✓	✓	✓	✓	✓	✓	✓	✓	✓	✓	✓
setBufferingEnabled	✓	✓	✓	✓	✓	✓	✓	✓	✓	✓	✓	✓	✓	✓

Slave Printers

API	TM-T88IV	TM-T90	TM-L90	TM-H6000IV
getAdmin	-	-	-	-
getLocation	-	-	-	-
setConnectionEventDele- gate	-	-	-	-
setBufferingEnabled	-	-	-	-

EasySelect Class

Single-function models (1)

API	TM-m10	TM-m30	TM-m30II	TM-m30II-H	TM-m30II-NT	TM-m30II-S	TM-m30II-SL	TM-m30III	TM-m30III-H	TM-m50	TM-m50II	TM-m50II-H	TM-T20	TM-T20II	TM-T20III
parseNFC	✓	✓	✓	✓	✓	-	-	✓	✓	✓	✓	✓	-	-	-
parseQR	✓	✓	✓	✓	✓	✓	✓	✓	✓	✓	✓	✓	✓	✓	✓
createQR	✓	✓	✓	✓	✓	✓	✓	✓	✓	✓	✓	✓	✓	✓	✓
parseBeacon	-	-	-	✓	✓	✓	✓	✓	✓	✓	✓	✓	-	-	-

Single-function models (2)

API	TM-T20IIIL	TM-T20IV	TM-T20IV-L	TM-T20IV-SP	TM-T20X	TM-T20X-II	TM-T60	TM-T70	TM-T70II	TM-T81II	TM-T81III	TM-T82	TM-T82II	TM-T82III	TM-T82IIIL
parseNFC	-	-	-	-	-	-	-	-	-	-	-	-	-	-	-
parseQR	✓	✓	✓	✓	✓	✓	✓	✓	✓	✓	✓	✓	✓	✓	✓
createQR	✓	✓	✓	✓	✓	✓	✓	✓	✓	✓	✓	✓	✓	✓	✓
parseBeacon	-	-	-	-	-	-	-	-	-	-	-	-	-	-	-

Single-function models (3)

API	TM-T82IV	TM-T82IV-L	TM-T82X	TM-T82X-II	TM-T83III	TM-T83IV	TM-T88V	TM-T88VI	TM-T88VII	TM-T100	TM-L90 Liner-Free Label Printer Model	TM-L100	TM-U220	TM-U220II	TM-U330
parseNFC	-	-	-	-	-	-	-	✓	✓	-	-	✓	-	-	-
parseQR	✓	✓	✓	✓	✓	✓	✓	✓	✓	✓	✓	✓	✓	-	✓
createQR	✓	✓	✓	✓	✓	✓	✓	✓	✓	✓	✓	✓	✓	-	✓
parseBeacon	-	-	-	-	-	-	-	✓	✓	-	-	-	-	-	-

Mobile models

API	TM-P20	TM-P20II	TM-P60 (Receipt)	TM-P60 (Peeler)	TM-P60II (Receipt)	TM-P60II (Peeler)	TM-P80	TM-P80II
parseNFC	✓	✓	✓	✓	✓	✓	✓	✓
parseQR	✓	✓	✓	✓	✓	✓	✓	✓
createQR	✓	✓	✓	✓	✓	✓	✓	✓
parseBeacon	-	-	-	-	-	-	-	-

Hybrid models/TM-i Series/TM-DT Series

API	TM-H6000V	TM-T20II-i	TM-T70-i	TM-T82II-i	TM-T83II-i	TM-T88V-i	TM-T88VI-iHUB	TM-U220-i	TM-U220IIB-i	TM-T70II-DT	TM-T70II-DT2	TM-T88V-DT	TM-T88VI-DT2	TM-H6000IV-DT
parseNFC	✓	-	-	-	-	-	✓	-	-	-	-	-	-	-
parseQR	✓	-	-	-	-	-	-	-	-	-	-	-	-	-
createQR	✓	-	-	-	-	-	-	-	-	-	-	-	-	-
parseBeacon	-	-	-	-	-	-	✓	-	-	-	-	-	-	-

Slave Printers

API	TM-T88IV	TM-T90	TM-L90	TM-H6000IV
parseNFC	-	-	-	-
parseQR	-	-	-	-
createQR	-	-	-	-
parseBeacon	-	-	-	-

Printer-specific Support Information

TM-m10

Printer Specifications

Item	Specification
Amount of initial feed	30 dots
Initial page mode area	420 x 2400 dots
Maximum page mode area	420 x 2400 dots
Baseline of Font A	21 dots from the top of the character
Baseline of Font B	21 dots from the top of the character
Baseline of Font C	16 dots from the top of the character

APIs for which restricted parameter setting values can be specified

Epos2Printer Class

- initWithPrinterSeries

Parameter	Specifiable Setting Value
printerSeries	<ul style="list-style-type: none"> EPOS2_TM_M10
lang	<ul style="list-style-type: none"> EPOS2_MODEL_ANK EPOS2_MODEL_TAIWAN

- addTextLang

Parameter	Specifiable Setting Value
lang	<ul style="list-style-type: none"> EPOS2_LANG_EN (default) EPOS2_LANG_JA EPOS2_LANG_ZH_CN EPOS2_LANG_ZH_TW EPOS2_LANG_KO EPOS2_LANG_TH EPOS2_LANG_VI EPOS2_PARAM_DEFAULT

- addTextFont

Parameter	Specifiable Setting Value
font	<ul style="list-style-type: none"> • EPOS2_FONT_A (default) • EPOS2_FONT_B • EPOS2_FONT_C • EPOS2_PARAM_DEFAULT

- addTextStyle

Parameter	Specifiable Setting Value
reverse	<ul style="list-style-type: none"> • EPOS2_TRUE • EPOS2_FALSE (default) • EPOS2_PARAM_UNSPECIFIED • EPOS2_PARAM_DEFAULT
ul	<ul style="list-style-type: none"> • EPOS2_TRUE • EPOS2_FALSE (default) • EPOS2_PARAM_UNSPECIFIED • EPOS2_PARAM_DEFAULT
em	<ul style="list-style-type: none"> • EPOS2_TRUE • EPOS2_FALSE (default) • EPOS2_PARAM_UNSPECIFIED • EPOS2_PARAM_DEFAULT
color	<ul style="list-style-type: none"> • EPOS2_COLOR_1 (default) • EPOS2_PARAM_UNSPECIFIED • EPOS2_PARAM_DEFAULT

- addImage

Parameter	Specifiable Setting Value
data	-
x	<ul style="list-style-type: none"> • Integer from 0 to 65534
y	<ul style="list-style-type: none"> • Integer from 0 to 65534
width	<ul style="list-style-type: none"> • Integer from 1 to 65535
height	<ul style="list-style-type: none"> • Integer from 1 to 65535
color	<ul style="list-style-type: none"> • EPOS2_COLOR_1 • EPOS2_PARAM_DEFAULT
mode	<ul style="list-style-type: none"> • EPOS2_MODE_MONO • EPOS2_MODE_MONO_HIGH_DENSITY • EPOS2_PARAM_DEFAULT

Parameter	Specifiable Setting Value
halftone	<ul style="list-style-type: none"> • EPOS2_HALFTONE_DITHER • EPOS2_HALFTONE_ERROR_DIFFUSION • EPOS2_HALFTONE_THRESHOLD • EPOS2_PARAM_DEFAULT
brightness	<ul style="list-style-type: none"> • Real number from 0.1 to 10.0 • EPOS2_PARAM_DEFAULT
compress	<ul style="list-style-type: none"> • EPOS2_COMPRESS_DEFLATE • EPOS2_COMPRESS_NONE • EPOS2_COMPRESS_AUTO • EPOS2_PARAM_DEFAULT

- addBarcode

Parameter	Specifiable Setting Value
data	-
type	<ul style="list-style-type: none"> • EPOS2_BARCODE_UPC_A • EPOS2_BARCODE_UPC_E • EPOS2_BARCODE_EAN13 • EPOS2_BARCODE_JAN13 • EPOS2_BARCODE_EAN8 • EPOS2_BARCODE_JAN8 • EPOS2_BARCODE_CODE39 • EPOS2_BARCODE_ITF • EPOS2_BARCODE_CODABAR • EPOS2_BARCODE_CODE93 • EPOS2_BARCODE_CODE128 • EPOS2_BARCODE_GS1_128 • EPOS2_BARCODE_GS1_DATABAR_OMNIDIRECTIONAL • EPOS2_BARCODE_GS1_DATABAR_TRUNCATED • EPOS2_BARCODE_GS1_DATABAR_LIMITED • EPOS2_BARCODE_GS1_DATABAR_EXPANDED
hri	<ul style="list-style-type: none"> • EPOS2_HRI_NONE (default) • EPOS2_HRI_ABOVE • EPOS2_HRI_BELOW • EPOS2_HRI_BOTH • EPOS2_PARAM_DEFAULT • EPOS2_PARAM_UNSPECIFIED
font	<ul style="list-style-type: none"> • EPOS2_FONT_A (default) • EPOS2_FONT_B • EPOS2_FONT_C • EPOS2_PARAM_DEFAULT • EPOS2_PARAM_UNSPECIFIED

Parameter	Specifiable Setting Value
width	<ul style="list-style-type: none"> Integer from 2 to 6 EPOS2_PARAM_UNSPECIFIED
height	<ul style="list-style-type: none"> Integer from 1 to 255 EPOS2_PARAM_UNSPECIFIED

- addSymbol

Parameter	Specifiable Setting Value
data	-
type	<ul style="list-style-type: none"> EPOS2_SYMBOL_PDF417_STANDARD EPOS2_SYMBOL_PDF417_TRUNCATED EPOS2_SYMBOL_QRCODE_MODEL_1 EPOS2_SYMBOL_QRCODE_MODEL_2 EPOS2_SYMBOL_MAXICODE_MODE_2 EPOS2_SYMBOL_MAXICODE_MODE_3 EPOS2_SYMBOL_MAXICODE_MODE_4 EPOS2_SYMBOL_MAXICODE_MODE_5 EPOS2_SYMBOL_MAXICODE_MODE_6 EPOS2_SYMBOL_GS1_DATABAR_STACKED EPOS2_SYMBOL_GS1_DATABAR_STACKED_OMNIDIRECTIONAL EPOS2_SYMBOL_GS1_DATABAR_EXPANDED_STACKED EPOS2_SYMBOL_AZTECCODE_FULLRANGE EPOS2_SYMBOL_AZTECCODE_COMPACT EPOS2_SYMBOL_DATAMATRIX_SQUARE EPOS2_SYMBOL_DATAMATRIX_RECTANGLE_8 EPOS2_SYMBOL_DATAMATRIX_RECTANGLE_12 EPOS2_SYMBOL_DATAMATRIX_RECTANGLE_16

Parameter	Specifiable Setting Value
level	<ul style="list-style-type: none"> • EPOS2_LEVEL_0 • EPOS2_LEVEL_1 • EPOS2_LEVEL_2 • EPOS2_LEVEL_3 • EPOS2_LEVEL_4 • EPOS2_LEVEL_5 • EPOS2_LEVEL_6 • EPOS2_LEVEL_7 • EPOS2_LEVEL_8 • EPOS2_LEVEL_L • EPOS2_LEVEL_M • EPOS2_LEVEL_Q • EPOS2_LEVEL_H • Integer from 5 to 95 • EPOS2_PARAM_DEFAULT • EPOS2_PARAM_UNSPECIFIED

- addPageLine

Parameter	Specifiable Setting Value
x1	<ul style="list-style-type: none"> • Integer from 0 to 65535
y1	<ul style="list-style-type: none"> • Integer from 0 to 65535
x2	<ul style="list-style-type: none"> • Integer from 0 to 65535
y2	<ul style="list-style-type: none"> • Integer from 0 to 65535
lineStyle	<ul style="list-style-type: none"> • EPOS2_LINE_THIN • EPOS2_LINE_MEDIUM • EPOS2_LINE_THICK • EPOS2_PARAM_DEFAULT

- addPageRectangle

Parameter	Specifiable Setting Value
x1	<ul style="list-style-type: none"> • Integer from 0 to 65535
y1	<ul style="list-style-type: none"> • Integer from 0 to 65535
x2	<ul style="list-style-type: none"> • Integer from 0 to 65535
y2	<ul style="list-style-type: none"> • Integer from 0 to 65535
Style	<ul style="list-style-type: none"> • EPOS2_LINE_THIN • EPOS2_LINE_MEDIUM • EPOS2_LINE_THICK • EPOS2_PARAM_DEFAULT

- addCut

Parameter	Specificable Setting Value
type	<ul style="list-style-type: none"> • EPOS2_CUT_FEED • EPOS2_CUT_NO_FEED • EPOS2_PARAM_DEFAULT

- addSound

Parameter	Specificable Setting Value
pattern	<ul style="list-style-type: none"> • EPOS2_PATTERN_NONE • EPOS2_PATTERN_A • EPOS2_PATTERN_B • EPOS2_PATTERN_C • EPOS2_PATTERN_D • EPOS2_PATTERN_E • EPOS2_PATTERN_ERROR • EPOS2_PATTERN_PAPER_EMPTY • EPOS2_PARAM_DEFAULT
repeat	<ul style="list-style-type: none"> • 1 to 255 • EPOS2_PARAM_DEFAULT

- downloadFirmwareList

Parameter	Specificable Setting Value
printerModel	<ul style="list-style-type: none"> • TM-m10
option	<ul style="list-style-type: none"> • -A • -B
delegate	-

TM-m30**Printer Specifications**

Item		58mm Specification	80mm Specification
Amount of initial feed		30 dots	
Initial page mode area		420 x 2400 dots	576 x 2400 dots
Maximum page mode area		420 x 2400 dots	576 x 2400 dots
Baseline of Font A		21 dots from the top of the character	
Baseline of Font B	ANK	21 dots from the top of the character	
	Chinese characters	21 dots from the top of the character	
	Hangul character	15 dots from the top of the character	
Baseline of Font C		16 dots from the top of the character	

APIs for which restricted parameter setting values can be specified**Epos2Printer Class**

- initWithPrinterSeries

Parameter	Specifiable Setting Value
printerSeries	<ul style="list-style-type: none"> • EPOS2_TM_M30
lang	<ul style="list-style-type: none"> • EPOS2_MODEL_ANK • EPOS2_MODEL_CHINESE • EPOS2_MODEL_TAIWAN • EPOS2_MODEL_KOREAN • EPOS2_MODEL_SOUTHASIA

- addTextLang

Parameter	Specifiable Setting Value
lang	<ul style="list-style-type: none"> • EPOS2_LANG_EN (default) • EPOS2_LANG_JA • EPOS2_LANG_ZH_CN • EPOS2_LANG_ZH_TW • EPOS2_LANG_KO • EPOS2_LANG_TH • EPOS2_LANG_VI • EPOS2_PARAM_DEFAULT

- addTextFont

Parameter	Specifiable Setting Value
font	<ul style="list-style-type: none"> • EPOS2_FONT_A (default) • EPOS2_FONT_B • EPOS2_FONT_C • EPOS2_PARAM_DEFAULT

- addTextStyle

Parameter	Specifiable Setting Value
reverse	<ul style="list-style-type: none"> • EPOS2_TRUE • EPOS2_FALSE (default) • EPOS2_PARAM_UNSPECIFIED • EPOS2_PARAM_DEFAULT
ul	<ul style="list-style-type: none"> • EPOS2_TRUE • EPOS2_FALSE (default) • EPOS2_PARAM_UNSPECIFIED • EPOS2_PARAM_DEFAULT
em	<ul style="list-style-type: none"> • EPOS2_TRUE • EPOS2_FALSE (default) • EPOS2_PARAM_UNSPECIFIED • EPOS2_PARAM_DEFAULT
color	<ul style="list-style-type: none"> • EPOS2_COLOR_1 (default) • EPOS2_PARAM_UNSPECIFIED • EPOS2_PARAM_DEFAULT

- addImage

Parameter	Specifiable Setting Value
data	-
x	<ul style="list-style-type: none"> • Integer from 0 to 65534
y	<ul style="list-style-type: none"> • Integer from 0 to 65534
width	<ul style="list-style-type: none"> • Integer from 1 to 65535
height	<ul style="list-style-type: none"> • Integer from 1 to 65535
color	<ul style="list-style-type: none"> • EPOS2_COLOR_1 • EPOS2_PARAM_DEFAULT
mode	<ul style="list-style-type: none"> • EPOS2_MODE_MONO • EPOS2_MODE_MONO_HIGH_DENSITY • EPOS2_PARAM_DEFAULT

Parameter	Specifiable Setting Value
halftone	<ul style="list-style-type: none"> • EPOS2_HALFTONE_DITHER • EPOS2_HALFTONE_ERROR_DIFFUSION • EPOS2_HALFTONE_THRESHOLD • EPOS2_PARAM_DEFAULT
brightness	<ul style="list-style-type: none"> • Real number from 0.1 to 10.0 • EPOS2_PARAM_DEFAULT
compress	<ul style="list-style-type: none"> • EPOS2_COMPRESS_DEFLATE • EPOS2_COMPRESS_NONE • EPOS2_COMPRESS_AUTO • EPOS2_PARAM_DEFAULT

- addBarcode

Parameter	Specifiable Setting Value
data	-
type	<ul style="list-style-type: none"> • EPOS2_BARCODE_UPC_A • EPOS2_BARCODE_UPC_E • EPOS2_BARCODE_EAN13 • EPOS2_BARCODE_JAN13 • EPOS2_BARCODE_EAN8 • EPOS2_BARCODE_JAN8 • EPOS2_BARCODE_CODE39 • EPOS2_BARCODE_ITF • EPOS2_BARCODE_CODABAR • EPOS2_BARCODE_CODE93 • EPOS2_BARCODE_CODE128 • EPOS2_BARCODE_GS1_128 • EPOS2_BARCODE_GS1_DATABAR_OMNIDIRECTIONAL • EPOS2_BARCODE_GS1_DATABAR_TRUNCATED • EPOS2_BARCODE_GS1_DATABAR_LIMITED • EPOS2_BARCODE_GS1_DATABAR_EXPANDED
hri	<ul style="list-style-type: none"> • EPOS2_HRI_NONE (default) • EPOS2_HRI_ABOVE • EPOS2_HRI_BELOW • EPOS2_HRI_BOTH • EPOS2_PARAM_DEFAULT • EPOS2_PARAM_UNSPECIFIED
font	<ul style="list-style-type: none"> • EPOS2_FONT_A (default) • EPOS2_FONT_B • EPOS2_FONT_C • EPOS2_PARAM_DEFAULT • EPOS2_PARAM_UNSPECIFIED

Parameter	Specifiable Setting Value
width	<ul style="list-style-type: none"> Integer from 2 to 6 EPOS2_PARAM_UNSPECIFIED
height	<ul style="list-style-type: none"> Integer from 1 to 255 EPOS2_PARAM_UNSPECIFIED

- addSymbol

Parameter	Specifiable Setting Value
data	-
type	<ul style="list-style-type: none"> EPOS2_SYMBOL_PDF417_STANDARD EPOS2_SYMBOL_PDF417_TRUNCATED EPOS2_SYMBOL_QRCODE_MODEL_1 EPOS2_SYMBOL_QRCODE_MODEL_2 EPOS2_SYMBOL_MAXICODE_MODE_2 EPOS2_SYMBOL_MAXICODE_MODE_3 EPOS2_SYMBOL_MAXICODE_MODE_4 EPOS2_SYMBOL_MAXICODE_MODE_5 EPOS2_SYMBOL_MAXICODE_MODE_6 EPOS2_SYMBOL_GS1_DATABAR_STACKED EPOS2_SYMBOL_GS1_DATABAR_STACKED_OMNIDIRECTIONAL EPOS2_SYMBOL_GS1_DATABAR_EXPANDED_STACKED EPOS2_SYMBOL_AZTECCODE_FULLRANGE EPOS2_SYMBOL_AZTECCODE_COMPACT EPOS2_SYMBOL_DATAMATRIX_SQUARE EPOS2_SYMBOL_DATAMATRIX_RECTANGLE_8 EPOS2_SYMBOL_DATAMATRIX_RECTANGLE_12 EPOS2_SYMBOL_DATAMATRIX_RECTANGLE_16

Parameter	Specificable Setting Value
level	<ul style="list-style-type: none"> • EPOS2_LEVEL_0 • EPOS2_LEVEL_1 • EPOS2_LEVEL_2 • EPOS2_LEVEL_3 • EPOS2_LEVEL_4 • EPOS2_LEVEL_5 • EPOS2_LEVEL_6 • EPOS2_LEVEL_7 • EPOS2_LEVEL_8 • EPOS2_LEVEL_L • EPOS2_LEVEL_M • EPOS2_LEVEL_Q • EPOS2_LEVEL_H • Integer from 5 to 95 • EPOS2_PARAM_DEFAULT • EPOS2_PARAM_UNSPECIFIED

- addPageLine

Parameter	Specificable Setting Value
x1	<ul style="list-style-type: none"> • Integer from 0 to 65535
y1	<ul style="list-style-type: none"> • Integer from 0 to 65535
x2	<ul style="list-style-type: none"> • Integer from 0 to 65535
y2	<ul style="list-style-type: none"> • Integer from 0 to 65535
lineStyle	<ul style="list-style-type: none"> • EPOS2_LINE_THIN • EPOS2_LINE_MEDIUM • EPOS2_LINE_THICK • EPOS2_PARAM_DEFAULT

- addPageRectangle

Parameter	Specificable Setting Value
x1	<ul style="list-style-type: none"> • Integer from 0 to 65535
y1	<ul style="list-style-type: none"> • Integer from 0 to 65535
x2	<ul style="list-style-type: none"> • Integer from 0 to 65535
y2	<ul style="list-style-type: none"> • Integer from 0 to 65535
Style	<ul style="list-style-type: none"> • EPOS2_LINE_THIN • EPOS2_LINE_MEDIUM • EPOS2_LINE_THICK • EPOS2_PARAM_DEFAULT

- addCut

Parameter	Specificable Setting Value
type	<ul style="list-style-type: none"> • EPOS2_CUT_FEED • EPOS2_CUT_NO_FEED • EPOS2_PARAM_DEFAULT

- addSound

Parameter	Specificable Setting Value
pattern	<ul style="list-style-type: none"> • EPOS2_PATTERN_NONE • EPOS2_PATTERN_A • EPOS2_PATTERN_B • EPOS2_PATTERN_C • EPOS2_PATTERN_D • EPOS2_PATTERN_E • EPOS2_PATTERN_ERROR • EPOS2_PATTERN_PAPER_EMPTY • EPOS2_PARAM_DEFAULT
repeat	<ul style="list-style-type: none"> • 1 to 255 • EPOS2_PARAM_DEFAULT

- setPrinterSetting

Parameter	Specificable Setting Value
timeout	<ul style="list-style-type: none"> • Integer from 5000 to 600000 • EPOS2_PARAM_DEFAULT
list	-
type	<ul style="list-style-type: none"> • EPOS2_PRINTER_SETTING_PAPERWIDTH • EPOS2_PRINTER_SETTING_PRINTDENSITY • EPOS2_PRINTER_SETTING_PRINTSPEED

Parameter	Specificable Setting Value
value	<ul style="list-style-type: none"> • EPOS2_PRINTER_SETTING_PAPERWIDTH58_0 • EPOS2_PRINTER_SETTING_PAPERWIDTH80_0 • EPOS2_PRINTER_SETTING_PRINTDENSITY70 • EPOS2_PRINTER_SETTING_PRINTDENSITY75 • EPOS2_PRINTER_SETTING_PRINTDENSITY80 • EPOS2_PRINTER_SETTING_PRINTDENSITY85 • EPOS2_PRINTER_SETTING_PRINTDENSITY90 • EPOS2_PRINTER_SETTING_PRINTDENSITY95 • EPOS2_PRINTER_SETTING_PRINTDENSITY100 • EPOS2_PRINTER_SETTING_PRINTDENSITY105 • EPOS2_PRINTER_SETTING_PRINTDENSITY110 • EPOS2_PRINTER_SETTING_PRINTDENSITY115 • EPOS2_PRINTER_SETTING_PRINTDENSITY120 • EPOS2_PRINTER_SETTING_PRINTDENSITY125 • EPOS2_PRINTER_SETTING_PRINTDENSITY130 • EPOS2_PRINTER_SETTING_PRINTSPEED1 • EPOS2_PRINTER_SETTING_PRINTSPEED2 • EPOS2_PRINTER_SETTING_PRINTSPEED3 • EPOS2_PRINTER_SETTING_PRINTSPEED4 • EPOS2_PRINTER_SETTING_PRINTSPEED5 • EPOS2_PRINTER_SETTING_PRINTSPEED6 • EPOS2_PRINTER_SETTING_PRINTSPEED7 • EPOS2_PRINTER_SETTING_PRINTSPEED8 • EPOS2_PRINTER_SETTING_PRINTSPEED9 • EPOS2_PRINTER_SETTING_PRINTSPEED10
delegate	-

- downloadFirmwareList

Parameter	Specificable Setting Value
printerModel	<ul style="list-style-type: none"> • TM-m30
option	<ul style="list-style-type: none"> • -A • -B
delegate	-

Epos2LineDisplay Class

- initWithDisplayModel

Parameter	Specificable Setting Value
displaySeries	<ul style="list-style-type: none"> • EPOS2_DM_D30 • EPOS2_DM_D70

- addText

Parameter	Specifiable Setting Value
data	-
lang	<ul style="list-style-type: none">• EPOS2_LANG_EN (default)• EPOS2_LANG_JA• EPOS2_PARAM_DEFAULT• EPOS2_PARAM_UNUSE
x	<ul style="list-style-type: none">• Integer from 1 to 44• EPOS2_PARAM_UNUSE
y	<ul style="list-style-type: none">• Integer from 1 to 19• EPOS2_PARAM_UNUSE

TM-m30II**Printer Specifications**

Item	58mm Specification	80mm Specification
Amount of initial feed	30 dots	
Initial page mode area	420 x 4800 dots	576 x 4800 dots
Maximum page mode area	420 x 4800 dots	576 x 4800 dots
Baseline of Font A	21 dots from the top of the character	
Baseline of Font B	21 dots from the top of the character	
Baseline of Font C	16 dots from the top of the character	

APIs for which restricted parameter setting values can be specified**Epos2Printer Class**

- initWithPrinterSeries

Parameter	Specificable Setting Value
printerSeries	<ul style="list-style-type: none"> • EPOS2_TM_M30II
lang	<ul style="list-style-type: none"> • EPOS2_MODEL_ANK • EPOS2_MODEL_CHINESE • EPOS2_MODEL_TAIWAN • EPOS2_MODEL_KOREAN • EPOS2_MODEL_THAI • EPOS2_MODEL_SOUTHASIA

- addTextLang

Parameter	Specificable Setting Value
lang	<ul style="list-style-type: none"> • EPOS2_LANG_EN (default) • EPOS2_LANG_JA • EPOS2_LANG_ZH_CN • EPOS2_LANG_ZH_TW • EPOS2_LANG_KO • EPOS2_LANG_TH • EPOS2_LANG_VI • EPOS2_PARAM_DEFAULT

- addTextFont

Parameter	Specifiable Setting Value
font	<ul style="list-style-type: none"> • EPOS2_FONT_A (default) • EPOS2_FONT_B • EPOS2_FONT_C • EPOS2_PARAM_DEFAULT

- addTextStyle

Parameter	Specifiable Setting Value
reverse	<ul style="list-style-type: none"> • EPOS2_TRUE • EPOS2_FALSE (default) • EPOS2_PARAM_UNSPECIFIED • EPOS2_PARAM_DEFAULT
ul	<ul style="list-style-type: none"> • EPOS2_TRUE • EPOS2_FALSE (default) • EPOS2_PARAM_UNSPECIFIED • EPOS2_PARAM_DEFAULT
em	<ul style="list-style-type: none"> • EPOS2_TRUE • EPOS2_FALSE (default) • EPOS2_PARAM_UNSPECIFIED • EPOS2_PARAM_DEFAULT
color	<ul style="list-style-type: none"> • EPOS2_COLOR_1 (default) • EPOS2_PARAM_UNSPECIFIED • EPOS2_PARAM_DEFAULT

- addImage

Parameter	Specifiable Setting Value
data	-
x	<ul style="list-style-type: none"> • Integer from 0 to 65534
y	<ul style="list-style-type: none"> • Integer from 0 to 65534
width	<ul style="list-style-type: none"> • Integer from 1 to 65535
height	<ul style="list-style-type: none"> • Integer from 1 to 65535
color	<ul style="list-style-type: none"> • EPOS2_COLOR_1 • EPOS2_PARAM_DEFAULT
mode	<ul style="list-style-type: none"> • EPOS2_MODE_MONO • EPOS2_MODE_MONO_HIGH_DENSITY • EPOS2_PARAM_DEFAULT

Parameter	Specifiable Setting Value
halftone	<ul style="list-style-type: none"> • EPOS2_HALFTONE_DITHER • EPOS2_HALFTONE_ERROR_DIFFUSION • EPOS2_HALFTONE_THRESHOLD • EPOS2_PARAM_DEFAULT
brightness	<ul style="list-style-type: none"> • Real number from 0.1 to 10.0 • EPOS2_PARAM_DEFAULT
compress	<ul style="list-style-type: none"> • EPOS2_COMPRESS_DEFLATE • EPOS2_COMPRESS_NONE • EPOS2_COMPRESS_AUTO • EPOS2_PARAM_DEFAULT

- addBarcode

Parameter	Specifiable Setting Value
data	-
type	<ul style="list-style-type: none"> • EPOS2_BARCODE_UPC_A • EPOS2_BARCODE_UPC_E • EPOS2_BARCODE_EAN13 • EPOS2_BARCODE_JAN13 • EPOS2_BARCODE_EAN8 • EPOS2_BARCODE_JAN8 • EPOS2_BARCODE_CODE39 • EPOS2_BARCODE_ITF • EPOS2_BARCODE_CODABAR • EPOS2_BARCODE_CODE93 • EPOS2_BARCODE_CODE128 • EPOS2_BARCODE_CODE128_AUTO • EPOS2_BARCODE_GS1_128 • EPOS2_BARCODE_GS1_DATABAR_OMNIDIRECTIONAL • EPOS2_BARCODE_GS1_DATABAR_TRUNCATED • EPOS2_BARCODE_GS1_DATABAR_LIMITED • EPOS2_BARCODE_GS1_DATABAR_EXPANDED
hri	<ul style="list-style-type: none"> • EPOS2_HRI_NONE (default) • EPOS2_HRI_ABOVE • EPOS2_HRI_BELOW • EPOS2_HRI_BOTH • EPOS2_PARAM_DEFAULT • EPOS2_PARAM_UNSPECIFIED

Parameter	Specifiable Setting Value
font	<ul style="list-style-type: none"> • EPOS2_FONT_A (default) • EPOS2_FONT_B • EPOS2_FONT_C • EPOS2_PARAM_DEFAULT • EPOS2_PARAM_UNSPECIFIED
width	<ul style="list-style-type: none"> • Integer from 2 to 6 • EPOS2_PARAM_UNSPECIFIED
height	<ul style="list-style-type: none"> • Integer from 1 to 255 • EPOS2_PARAM_UNSPECIFIED

- addSymbol

Parameter	Specifiable Setting Value
data	-
type	<ul style="list-style-type: none"> • EPOS2_SYMBOL_PDF417_STANDARD • EPOS2_SYMBOL_PDF417_TRUNCATED • EPOS2_SYMBOL_QRCODE_MODEL_1 • EPOS2_SYMBOL_QRCODE_MODEL_2 • EPOS2_SYMBOL_MAXICODE_MODE_2 • EPOS2_SYMBOL_MAXICODE_MODE_3 • EPOS2_SYMBOL_MAXICODE_MODE_4 • EPOS2_SYMBOL_MAXICODE_MODE_5 • EPOS2_SYMBOL_MAXICODE_MODE_6 • EPOS2_SYMBOL_GS1_DATABAR_STACKED • EPOS2_SYMBOL_GS1_DATABAR_STACKED_OMNIDIRECTIONAL • EPOS2_SYMBOL_GS1_DATABAR_EXPANDED_STACKED • EPOS2_SYMBOL_AZTECCODE_FULLRANGE • EPOS2_SYMBOL_AZTECCODE_COMPACT • EPOS2_SYMBOL_DATAMATRIX_SQUARE • EPOS2_SYMBOL_DATAMATRIX_RECTANGLE_8 • EPOS2_SYMBOL_DATAMATRIX_RECTANGLE_12 • EPOS2_SYMBOL_DATAMATRIX_RECTANGLE_16

Parameter	Specifiable Setting Value
level	<ul style="list-style-type: none"> • EPOS2_LEVEL_0 • EPOS2_LEVEL_1 • EPOS2_LEVEL_2 • EPOS2_LEVEL_3 • EPOS2_LEVEL_4 • EPOS2_LEVEL_5 • EPOS2_LEVEL_6 • EPOS2_LEVEL_7 • EPOS2_LEVEL_8 • EPOS2_LEVEL_L • EPOS2_LEVEL_M • EPOS2_LEVEL_Q • EPOS2_LEVEL_H • Integer from 5 to 95 • EPOS2_PARAM_DEFAULT • EPOS2_PARAM_UNSPECIFIED

- addPageLine

Parameter	Specifiable Setting Value
x1	<ul style="list-style-type: none"> • Integer from 0 to 65535
y1	<ul style="list-style-type: none"> • Integer from 0 to 65535
x2	<ul style="list-style-type: none"> • Integer from 0 to 65535
y2	<ul style="list-style-type: none"> • Integer from 0 to 65535
lineStyle	<ul style="list-style-type: none"> • EPOS2_LINE_THIN • EPOS2_LINE_MEDIUM • EPOS2_LINE_THICK • EPOS2_PARAM_DEFAULT

- addPageRectangle

Parameter	Specifiable Setting Value
x1	<ul style="list-style-type: none"> • Integer from 0 to 65535
y1	<ul style="list-style-type: none"> • Integer from 0 to 65535
x2	<ul style="list-style-type: none"> • Integer from 0 to 65535
y2	<ul style="list-style-type: none"> • Integer from 0 to 65535
Style	<ul style="list-style-type: none"> • EPOS2_LINE_THIN • EPOS2_LINE_MEDIUM • EPOS2_LINE_THICK • EPOS2_PARAM_DEFAULT

- addCut

Parameter	Specifiable Setting Value
type	<ul style="list-style-type: none"> • EPOS2_CUT_FEED • EPOS2_CUT_NO_FEED • EPOS2_CUT_RESERVE • EPOS2_PARAM_DEFAULT

- addSound

Parameter	Specifiable Setting Value
pattern	<ul style="list-style-type: none"> • EPOS2_PATTERN_NONE • EPOS2_PATTERN_A • EPOS2_PATTERN_B • EPOS2_PATTERN_C • EPOS2_PATTERN_D • EPOS2_PATTERN_E • EPOS2_PATTERN_ERROR • EPOS2_PATTERN_PAPER_EMPTY • EPOS2_PARAM_DEFAULT
repeat	<ul style="list-style-type: none"> • 1 to 255 • EPOS2_PARAM_DEFAULT

- setPrinterSetting

Parameter	Specifiable Setting Value
timeout	<ul style="list-style-type: none"> • Integer from 5000 to 600000 • EPOS2_PARAM_DEFAULT
list	-
type	<ul style="list-style-type: none"> • EPOS2_PRINTER_SETTING_PAPERWIDTH • EPOS2_PRINTER_SETTING_PRINTDENSITY • EPOS2_PRINTER_SETTING_PRINTSPEED

Parameter	Specificable Setting Value
value	<ul style="list-style-type: none"> • EPOS2_PRINTER_SETTING_PAPERWIDTH58_0 • EPOS2_PRINTER_SETTING_PAPERWIDTH80_0 • EPOS2_PRINTER_SETTING_PRINTDENSITY70 • EPOS2_PRINTER_SETTING_PRINTDENSITY75 • EPOS2_PRINTER_SETTING_PRINTDENSITY80 • EPOS2_PRINTER_SETTING_PRINTDENSITY85 • EPOS2_PRINTER_SETTING_PRINTDENSITY90 • EPOS2_PRINTER_SETTING_PRINTDENSITY95 • EPOS2_PRINTER_SETTING_PRINTDENSITY100 • EPOS2_PRINTER_SETTING_PRINTDENSITY105 • EPOS2_PRINTER_SETTING_PRINTDENSITY110 • EPOS2_PRINTER_SETTING_PRINTDENSITY115 • EPOS2_PRINTER_SETTING_PRINTDENSITY120 • EPOS2_PRINTER_SETTING_PRINTDENSITY125 • EPOS2_PRINTER_SETTING_PRINTDENSITY130 • EPOS2_PRINTER_SETTING_PRINTSPEED1 • EPOS2_PRINTER_SETTING_PRINTSPEED2 • EPOS2_PRINTER_SETTING_PRINTSPEED3 • EPOS2_PRINTER_SETTING_PRINTSPEED4 • EPOS2_PRINTER_SETTING_PRINTSPEED5 • EPOS2_PRINTER_SETTING_PRINTSPEED6 • EPOS2_PRINTER_SETTING_PRINTSPEED7 • EPOS2_PRINTER_SETTING_PRINTSPEED8 • EPOS2_PRINTER_SETTING_PRINTSPEED9 • EPOS2_PRINTER_SETTING_PRINTSPEED10 • EPOS2_PRINTER_SETTING_PRINTSPEED11 • EPOS2_PRINTER_SETTING_PRINTSPEED12 • EPOS2_PRINTER_SETTING_PRINTSPEED13
delegate	-

- downloadFirmwareList

Parameter	Specificable Setting Value
printerModel	<ul style="list-style-type: none"> • TM-m30II
option	<ul style="list-style-type: none"> • -A • -B
delegate	-

Epos2LineDisplay Class

- initWithDisplayModel

Parameter	Specificable Setting Value
displaySeries	<ul style="list-style-type: none"> • EPOS2_DM_D30 • EPOS2_DM_D70

- addText

Parameter	Specificable Setting Value
data	-
lang	<ul style="list-style-type: none"> • EPOS2_LANG_EN (default) • EPOS2_LANG_JA • EPOS2_LANG_MULTI • EPOS2_PARAM_DEFAULT • EPOS2_PARAM_UNUSE
x	<ul style="list-style-type: none"> • Integer from 1 to 44 • EPOS2_PARAM_UNUSE
y	<ul style="list-style-type: none"> • Integer from 1 to 19 • EPOS2_PARAM_UNUSE

TM-m30II-H**Printer Specifications**

Item	58mm Specification	80mm Specification
Amount of initial feed	30 dots	
Initial page mode area	420 x 4800 dots	576 x 4800 dots
Maximum page mode area	420 x 4800 dots	576 x 4800 dots
Baseline of Font A	21 dots from the top of the character	
Baseline of Font B	21 dots from the top of the character	
Baseline of Font C	16 dots from the top of the character	

APIs for which restricted parameter setting values can be specified**Epos2Printer Class**

- initWithPrinterSeries

Parameter	Specificable Setting Value
printerSeries	<ul style="list-style-type: none"> • EPOS2_TM_M30II
lang	<ul style="list-style-type: none"> • EPOS2_MODEL_ANK • EPOS2_MODEL_CHINESE • EPOS2_MODEL_TAIWAN • EPOS2_MODEL_KOREAN • EPOS2_MODEL_THAI • EPOS2_MODEL_SOUTHASIA

- addTextFont

Parameter	Specificable Setting Value
font	<ul style="list-style-type: none"> • EPOS2_FONT_A (default) • EPOS2_FONT_B • EPOS2_FONT_C • EPOS2_PARAM_DEFAULT

- addTextStyle

Parameter	Specificable Setting Value
reverse	<ul style="list-style-type: none"> • EPOS2_TRUE • EPOS2_FALSE (default) • EPOS2_PARAM_UNSPECIFIED • EPOS2_PARAM_DEFAULT

Parameter	Specifiable Setting Value
ul	<ul style="list-style-type: none"> • EPOS2_TRUE • EPOS2_FALSE (default) • EPOS2_PARAM_UNSPECIFIED • EPOS2_PARAM_DEFAULT
em	<ul style="list-style-type: none"> • EPOS2_TRUE • EPOS2_FALSE (default) • EPOS2_PARAM_UNSPECIFIED • EPOS2_PARAM_DEFAULT
color	<ul style="list-style-type: none"> • EPOS2_COLOR_1 (default) • EPOS2_PARAM_UNSPECIFIED • EPOS2_PARAM_DEFAULT

- addImage

Parameter	Specifiable Setting Value
data	-
x	<ul style="list-style-type: none"> • Integer from 0 to 65534
y	<ul style="list-style-type: none"> • Integer from 0 to 65534
width	<ul style="list-style-type: none"> • Integer from 1 to 65535
height	<ul style="list-style-type: none"> • Integer from 1 to 65535
color	<ul style="list-style-type: none"> • EPOS2_COLOR_1 • EPOS2_PARAM_DEFAULT
mode	<ul style="list-style-type: none"> • EPOS2_MODE_MONO • EPOS2_MODE_MONO_HIGH_DENSITY • EPOS2_PARAM_DEFAULT
halftone	<ul style="list-style-type: none"> • EPOS2_HALFTONE_DITHER • EPOS2_HALFTONE_ERROR_DIFFUSION • EPOS2_HALFTONE_THRESHOLD • EPOS2_PARAM_DEFAULT
brightness	<ul style="list-style-type: none"> • Real number from 0.1 to 10.0 • EPOS2_PARAM_DEFAULT
compress	<ul style="list-style-type: none"> • EPOS2_COMPRESS_DEFLATE • EPOS2_COMPRESS_NONE • EPOS2_COMPRESS_AUTO • EPOS2_PARAM_DEFAULT

- addBarcode

Parameter	Specifiable Setting Value
data	-

Parameter	Specificable Setting Value
type	<ul style="list-style-type: none"> • EPOS2_BARCODE_UPC_A • EPOS2_BARCODE_UPC_E • EPOS2_BARCODE_EAN13 • EPOS2_BARCODE_JAN13 • EPOS2_BARCODE_EAN8 • EPOS2_BARCODE_JAN8 • EPOS2_BARCODE_CODE39 • EPOS2_BARCODE_ITF • EPOS2_BARCODE_CODABAR • EPOS2_BARCODE_CODE93 • EPOS2_BARCODE_CODE128 • EPOS2_BARCODE_CODE128_AUTO • EPOS2_BARCODE_GS1_128 • EPOS2_BARCODE_GS1_DATABAR_OMNIDIRECTIONAL • EPOS2_BARCODE_GS1_DATABAR_TRUNCATED • EPOS2_BARCODE_GS1_DATABAR_LIMITED • EPOS2_BARCODE_GS1_DATABAR_EXPANDED
hri	<ul style="list-style-type: none"> • EPOS2_HRI_NONE (default) • EPOS2_HRI_ABOVE • EPOS2_HRI_BELOW • EPOS2_HRI_BOTH • EPOS2_PARAM_DEFAULT • EPOS2_PARAM_UNSPECIFIED
font	<ul style="list-style-type: none"> • EPOS2_FONT_A (default) • EPOS2_FONT_B • EPOS2_FONT_C • EPOS2_PARAM_DEFAULT • EPOS2_PARAM_UNSPECIFIED
width	<ul style="list-style-type: none"> • Integer from 2 to 6 • EPOS2_PARAM_UNSPECIFIED
height	<ul style="list-style-type: none"> • Integer from 1 to 255 • EPOS2_PARAM_UNSPECIFIED

- addSymbol

Parameter	Specificable Setting Value
data	-

Parameter	Specifiable Setting Value
type	<ul style="list-style-type: none"> EPOS2_SYMBOL_PDF417_STANDARD EPOS2_SYMBOL_PDF417_TRUNCATED EPOS2_SYMBOL_QRCODE_MODEL_1 EPOS2_SYMBOL_QRCODE_MODEL_2 EPOS2_SYMBOL_MAXICODE_MODE_2 EPOS2_SYMBOL_MAXICODE_MODE_3 EPOS2_SYMBOL_MAXICODE_MODE_4 EPOS2_SYMBOL_MAXICODE_MODE_5 EPOS2_SYMBOL_MAXICODE_MODE_6 EPOS2_SYMBOL_GS1_DATABAR_STACKED EPOS2_SYMBOL_GS1_DATABAR_STACKED_OMNIDIRECTIONAL EPOS2_SYMBOL_GS1_DATABAR_EXPANDED_STACKED EPOS2_SYMBOL_AZTECCODE_FULLRANGE EPOS2_SYMBOL_AZTECCODE_COMPACT EPOS2_SYMBOL_DATAMATRIX_SQUARE EPOS2_SYMBOL_DATAMATRIX_RECTANGLE_8 EPOS2_SYMBOL_DATAMATRIX_RECTANGLE_12 EPOS2_SYMBOL_DATAMATRIX_RECTANGLE_16
level	<ul style="list-style-type: none"> EPOS2_LEVEL_0 EPOS2_LEVEL_1 EPOS2_LEVEL_2 EPOS2_LEVEL_3 EPOS2_LEVEL_4 EPOS2_LEVEL_5 EPOS2_LEVEL_6 EPOS2_LEVEL_7 EPOS2_LEVEL_8 EPOS2_LEVEL_L EPOS2_LEVEL_M EPOS2_LEVEL_Q EPOS2_LEVEL_H Integer from 5 to 95 EPOS2_PARAM_DEFAULT EPOS2_PARAM_UNSPECIFIED

- addPageLine

Parameter	Specifiable Setting Value
x1	<ul style="list-style-type: none"> Integer from 0 to 65535
y1	<ul style="list-style-type: none"> Integer from 0 to 65535
x2	<ul style="list-style-type: none"> Integer from 0 to 65535
y2	<ul style="list-style-type: none"> Integer from 0 to 65535

Parameter	Specifiable Setting Value
lineStyle	<ul style="list-style-type: none"> • EPOS2_LINE_THIN • EPOS2_LINE_MEDIUM • EPOS2_LINE_THICK • EPOS2_PARAM_DEFAULT

- addPageRectangle

Parameter	Specifiable Setting Value
x1	<ul style="list-style-type: none"> • Integer from 0 to 65535
y1	<ul style="list-style-type: none"> • Integer from 0 to 65535
x2	<ul style="list-style-type: none"> • Integer from 0 to 65535
y2	<ul style="list-style-type: none"> • Integer from 0 to 65535
Style	<ul style="list-style-type: none"> • EPOS2_LINE_THIN • EPOS2_LINE_MEDIUM • EPOS2_LINE_THICK • EPOS2_PARAM_DEFAULT

- addCut

Parameter	Specifiable Setting Value
type	<ul style="list-style-type: none"> • EPOS2_CUT_FEED • EPOS2_CUT_NO_FEED • EPOS2_CUT_RESERVE • EPOS2_PARAM_DEFAULT

- addSound

Parameter	Specifiable Setting Value
pattern	<ul style="list-style-type: none"> • EPOS2_PATTERN_NONE • EPOS2_PATTERN_A • EPOS2_PATTERN_B • EPOS2_PATTERN_C • EPOS2_PATTERN_D • EPOS2_PATTERN_E • EPOS2_PATTERN_ERROR • EPOS2_PATTERN_PAPER_EMPTY • EPOS2_PARAM_DEFAULT
repeat	<ul style="list-style-type: none"> • 1 to 255 • EPOS2_PARAM_DEFAULT

- setPrinterSetting

Parameter	Specificable Setting Value
timeout	<ul style="list-style-type: none"> • Integer from 5000 to 600000 • EPOS2_PARAM_DEFAULT
list	-
type	<ul style="list-style-type: none"> • EPOS2_PRINTER_SETTING_PAPERWIDTH • EPOS2_PRINTER_SETTING_PRINTDENSITY • EPOS2_PRINTER_SETTING_PRINTSPEED
value	<ul style="list-style-type: none"> • EPOS2_PRINTER_SETTING_PAPERWIDTH58_0 • EPOS2_PRINTER_SETTING_PAPERWIDTH80_0 • EPOS2_PRINTER_SETTING_PRINTDENSITY70 • EPOS2_PRINTER_SETTING_PRINTDENSITY75 • EPOS2_PRINTER_SETTING_PRINTDENSITY80 • EPOS2_PRINTER_SETTING_PRINTDENSITY85 • EPOS2_PRINTER_SETTING_PRINTDENSITY90 • EPOS2_PRINTER_SETTING_PRINTDENSITY95 • EPOS2_PRINTER_SETTING_PRINTDENSITY100 • EPOS2_PRINTER_SETTING_PRINTDENSITY105 • EPOS2_PRINTER_SETTING_PRINTDENSITY110 • EPOS2_PRINTER_SETTING_PRINTDENSITY115 • EPOS2_PRINTER_SETTING_PRINTDENSITY120 • EPOS2_PRINTER_SETTING_PRINTSPEED1 • EPOS2_PRINTER_SETTING_PRINTSPEED2 • EPOS2_PRINTER_SETTING_PRINTSPEED3 • EPOS2_PRINTER_SETTING_PRINTSPEED4 • EPOS2_PRINTER_SETTING_PRINTSPEED5 • EPOS2_PRINTER_SETTING_PRINTSPEED6 • EPOS2_PRINTER_SETTING_PRINTSPEED7 • EPOS2_PRINTER_SETTING_PRINTSPEED8 • EPOS2_PRINTER_SETTING_PRINTSPEED9 • EPOS2_PRINTER_SETTING_PRINTSPEED10 • EPOS2_PRINTER_SETTING_PRINTSPEED11 • EPOS2_PRINTER_SETTING_PRINTSPEED12 • EPOS2_PRINTER_SETTING_PRINTSPEED13
delegate	-

- downloadFirmwareList

Parameter	Specificable Setting Value
printerModel	<ul style="list-style-type: none"> • TM-m30II-H
option	<ul style="list-style-type: none"> • -A • -B
delegate	-

Epos2LineDisplay Class

- initWithDisplayModel

Parameter	Specifiable Setting Value
displaySeries	<ul style="list-style-type: none">• EPOS2_DM_D30• EPOS2_DM_D70

TM-m30II-NT**Printer Specifications**

Item	58mm Specification	80mm Specification
Amount of initial feed	30 dots	
Initial page mode area	420 x 4800 dots	576 x 4800 dots
Maximum page mode area	420 x 4800 dots	576 x 4800 dots
Baseline of Font A	21 dots from the top of the character	
Baseline of Font B	21 dots from the top of the character	
Baseline of Font C	16 dots from the top of the character	

APIs for which restricted parameter setting values can be specified**Epos2Printer Class**

- initWithPrinterSeries

Parameter	Specificable Setting Value
printerSeries	<ul style="list-style-type: none"> • EPOS2_TM_M30II
lang	<ul style="list-style-type: none"> • EPOS2_MODEL_ANK • EPOS2_MODEL_CHINESE • EPOS2_MODEL_TAIWAN • EPOS2_MODEL_KOREAN • EPOS2_MODEL_THAI • EPOS2_MODEL_SOUTHASIA

- addTextFont

Parameter	Specificable Setting Value
font	<ul style="list-style-type: none"> • EPOS2_FONT_A (default) • EPOS2_FONT_B • EPOS2_FONT_C • EPOS2_PARAM_DEFAULT

- addTextStyle

Parameter	Specificable Setting Value
reverse	<ul style="list-style-type: none"> • EPOS2_TRUE • EPOS2_FALSE (default) • EPOS2_PARAM_UNSPECIFIED • EPOS2_PARAM_DEFAULT

Parameter	Specifiable Setting Value
ul	<ul style="list-style-type: none"> • EPOS2_TRUE • EPOS2_FALSE (default) • EPOS2_PARAM_UNSPECIFIED • EPOS2_PARAM_DEFAULT
em	<ul style="list-style-type: none"> • EPOS2_TRUE • EPOS2_FALSE (default) • EPOS2_PARAM_UNSPECIFIED • EPOS2_PARAM_DEFAULT
color	<ul style="list-style-type: none"> • EPOS2_COLOR_1 (default) • EPOS2_PARAM_UNSPECIFIED • EPOS2_PARAM_DEFAULT

- addImage

Parameter	Specifiable Setting Value
data	-
x	<ul style="list-style-type: none"> • Integer from 0 to 65534
y	<ul style="list-style-type: none"> • Integer from 0 to 65534
width	<ul style="list-style-type: none"> • Integer from 1 to 65535
height	<ul style="list-style-type: none"> • Integer from 1 to 65535
color	<ul style="list-style-type: none"> • EPOS2_COLOR_1 • EPOS2_PARAM_DEFAULT
mode	<ul style="list-style-type: none"> • EPOS2_MODE_MONO • EPOS2_MODE_MONO_HIGH_DENSITY • EPOS2_PARAM_DEFAULT
halftone	<ul style="list-style-type: none"> • EPOS2_HALFTONE_DITHER • EPOS2_HALFTONE_ERROR_DIFFUSION • EPOS2_HALFTONE_THRESHOLD • EPOS2_PARAM_DEFAULT
brightness	<ul style="list-style-type: none"> • Real number from 0.1 to 10.0 • EPOS2_PARAM_DEFAULT
compress	<ul style="list-style-type: none"> • EPOS2_COMPRESS_DEFLATE • EPOS2_COMPRESS_NONE • EPOS2_COMPRESS_AUTO • EPOS2_PARAM_DEFAULT

- addBarcode

Parameter	Specifiable Setting Value
data	-

Parameter	Specificable Setting Value
type	<ul style="list-style-type: none"> • EPOS2_BARCODE_UPC_A • EPOS2_BARCODE_UPC_E • EPOS2_BARCODE_EAN13 • EPOS2_BARCODE_JAN13 • EPOS2_BARCODE_EAN8 • EPOS2_BARCODE_JAN8 • EPOS2_BARCODE_CODE39 • EPOS2_BARCODE_ITF • EPOS2_BARCODE_CODABAR • EPOS2_BARCODE_CODE93 • EPOS2_BARCODE_CODE128 • EPOS2_BARCODE_CODE128_AUTO • EPOS2_BARCODE_GS1_128 • EPOS2_BARCODE_GS1_DATABAR_OMNIDIRECTIONAL • EPOS2_BARCODE_GS1_DATABAR_TRUNCATED • EPOS2_BARCODE_GS1_DATABAR_LIMITED • EPOS2_BARCODE_GS1_DATABAR_EXPANDED
hri	<ul style="list-style-type: none"> • EPOS2_HRI_NONE (default) • EPOS2_HRI_ABOVE • EPOS2_HRI_BELOW • EPOS2_HRI_BOTH • EPOS2_PARAM_DEFAULT • EPOS2_PARAM_UNSPECIFIED
font	<ul style="list-style-type: none"> • EPOS2_FONT_A (default) • EPOS2_FONT_B • EPOS2_FONT_C • EPOS2_PARAM_DEFAULT • EPOS2_PARAM_UNSPECIFIED
width	<ul style="list-style-type: none"> • Integer from 2 to 6 • EPOS2_PARAM_UNSPECIFIED
height	<ul style="list-style-type: none"> • Integer from 1 to 255 • EPOS2_PARAM_UNSPECIFIED

- addSymbol

Parameter	Specificable Setting Value
data	-

Parameter	Specificable Setting Value
type	<ul style="list-style-type: none"> EPOS2_SYMBOL_PDF417_STANDARD EPOS2_SYMBOL_PDF417_TRUNCATED EPOS2_SYMBOL_QRCODE_MODEL_1 EPOS2_SYMBOL_QRCODE_MODEL_2 EPOS2_SYMBOL_MAXICODE_MODE_2 EPOS2_SYMBOL_MAXICODE_MODE_3 EPOS2_SYMBOL_MAXICODE_MODE_4 EPOS2_SYMBOL_MAXICODE_MODE_5 EPOS2_SYMBOL_MAXICODE_MODE_6 EPOS2_SYMBOL_GS1_DATABAR_STACKED EPOS2_SYMBOL_GS1_DATABAR_STACKED_OMNIDIRECTIONAL EPOS2_SYMBOL_GS1_DATABAR_EXPANDED_STACKED EPOS2_SYMBOL_AZTECCODE_FULLRANGE EPOS2_SYMBOL_AZTECCODE_COMPACT EPOS2_SYMBOL_DATAMATRIX_SQUARE EPOS2_SYMBOL_DATAMATRIX_RECTANGLE_8 EPOS2_SYMBOL_DATAMATRIX_RECTANGLE_12 EPOS2_SYMBOL_DATAMATRIX_RECTANGLE_16
level	<ul style="list-style-type: none"> EPOS2_LEVEL_0 EPOS2_LEVEL_1 EPOS2_LEVEL_2 EPOS2_LEVEL_3 EPOS2_LEVEL_4 EPOS2_LEVEL_5 EPOS2_LEVEL_6 EPOS2_LEVEL_7 EPOS2_LEVEL_8 EPOS2_LEVEL_L EPOS2_LEVEL_M EPOS2_LEVEL_Q EPOS2_LEVEL_H Integer from 5 to 95 EPOS2_PARAM_DEFAULT EPOS2_PARAM_UNSPECIFIED

- addPageLine

Parameter	Specificable Setting Value
x1	<ul style="list-style-type: none"> Integer from 0 to 65535
y1	<ul style="list-style-type: none"> Integer from 0 to 65535
x2	<ul style="list-style-type: none"> Integer from 0 to 65535
y2	<ul style="list-style-type: none"> Integer from 0 to 65535

Parameter	Specifiable Setting Value
lineStyle	<ul style="list-style-type: none"> • EPOS2_LINE_THIN • EPOS2_LINE_MEDIUM • EPOS2_LINE_THICK • EPOS2_PARAM_DEFAULT

- addPageRectangle

Parameter	Specifiable Setting Value
x1	<ul style="list-style-type: none"> • Integer from 0 to 65535
y1	<ul style="list-style-type: none"> • Integer from 0 to 65535
x2	<ul style="list-style-type: none"> • Integer from 0 to 65535
y2	<ul style="list-style-type: none"> • Integer from 0 to 65535
Style	<ul style="list-style-type: none"> • EPOS2_LINE_THIN • EPOS2_LINE_MEDIUM • EPOS2_LINE_THICK • EPOS2_PARAM_DEFAULT

- addCut

Parameter	Specifiable Setting Value
type	<ul style="list-style-type: none"> • EPOS2_CUT_FEED • EPOS2_CUT_NO_FEED • EPOS2_CUT_RESERVE • EPOS2_PARAM_DEFAULT

- addSound

Parameter	Specifiable Setting Value
pattern	<ul style="list-style-type: none"> • EPOS2_PATTERN_NONE • EPOS2_PATTERN_A • EPOS2_PATTERN_B • EPOS2_PATTERN_C • EPOS2_PATTERN_D • EPOS2_PATTERN_E • EPOS2_PATTERN_ERROR • EPOS2_PATTERN_PAPER_EMPTY • EPOS2_PARAM_DEFAULT
repeat	<ul style="list-style-type: none"> • 1 to 255 • EPOS2_PARAM_DEFAULT

- setPrinterSetting

Parameter	Specificable Setting Value
timeout	<ul style="list-style-type: none"> • Integer from 5000 to 600000 • EPOS2_PARAM_DEFAULT
list	-
type	<ul style="list-style-type: none"> • EPOS2_PRINTER_SETTING_PAPERWIDTH • EPOS2_PRINTER_SETTING_PRINTDENSITY • EPOS2_PRINTER_SETTING_PRINTSPEED
value	<ul style="list-style-type: none"> • EPOS2_PRINTER_SETTING_PAPERWIDTH58_0 • EPOS2_PRINTER_SETTING_PAPERWIDTH80_0 • EPOS2_PRINTER_SETTING_PRINTDENSITY70 • EPOS2_PRINTER_SETTING_PRINTDENSITY75 • EPOS2_PRINTER_SETTING_PRINTDENSITY80 • EPOS2_PRINTER_SETTING_PRINTDENSITY85 • EPOS2_PRINTER_SETTING_PRINTDENSITY90 • EPOS2_PRINTER_SETTING_PRINTDENSITY95 • EPOS2_PRINTER_SETTING_PRINTDENSITY100 • EPOS2_PRINTER_SETTING_PRINTDENSITY105 • EPOS2_PRINTER_SETTING_PRINTDENSITY110 • EPOS2_PRINTER_SETTING_PRINTDENSITY115 • EPOS2_PRINTER_SETTING_PRINTDENSITY120 • EPOS2_PRINTER_SETTING_PRINTSPEED1 • EPOS2_PRINTER_SETTING_PRINTSPEED2 • EPOS2_PRINTER_SETTING_PRINTSPEED3 • EPOS2_PRINTER_SETTING_PRINTSPEED4 • EPOS2_PRINTER_SETTING_PRINTSPEED5 • EPOS2_PRINTER_SETTING_PRINTSPEED6 • EPOS2_PRINTER_SETTING_PRINTSPEED7 • EPOS2_PRINTER_SETTING_PRINTSPEED8 • EPOS2_PRINTER_SETTING_PRINTSPEED9 • EPOS2_PRINTER_SETTING_PRINTSPEED10 • EPOS2_PRINTER_SETTING_PRINTSPEED11 • EPOS2_PRINTER_SETTING_PRINTSPEED12 • EPOS2_PRINTER_SETTING_PRINTSPEED13
delegate	-

- downloadFirmwareList

Parameter	Specificable Setting Value
printerModel	<ul style="list-style-type: none"> • TM-m30II-NT
option	<ul style="list-style-type: none"> • -A • -B
delegate	-

Epos2LineDisplay Class

- initWithDisplayModel

Parameter	Specifiable Setting Value
displaySeries	<ul style="list-style-type: none">• EPOS2_DM_D30• EPOS2_DM_D70

TM-m30II-S**Printer Specifications**

Item	58mm Specification	80mm Specification
Amount of initial feed	30 dots	
Initial page mode area	420 x 4800 dots	576 x 4800 dots
Maximum page mode area	420 x 4800 dots	576 x 4800 dots
Baseline of Font A	21 dots from the top of the character	
Baseline of Font B	21 dots from the top of the character	
Baseline of Font C	16 dots from the top of the character	

APIs for which restricted parameter setting values can be specified**Epos2Printer Class**

- initWithPrinterSeries

Parameter	Specifiable Setting Value
printerSeries	<ul style="list-style-type: none"> • EPOS2_TM_M30II
lang	<ul style="list-style-type: none"> • EPOS2_MODEL_ANK

- addTextFont

Parameter	Specifiable Setting Value
font	<ul style="list-style-type: none"> • EPOS2_FONT_A (default) • EPOS2_FONT_B • EPOS2_FONT_C • EPOS2_PARAM_DEFAULT

- addTextStyle

Parameter	Specifiable Setting Value
reverse	<ul style="list-style-type: none"> • EPOS2_TRUE • EPOS2_FALSE (default) • EPOS2_PARAM_UNSPECIFIED • EPOS2_PARAM_DEFAULT
ul	<ul style="list-style-type: none"> • EPOS2_TRUE • EPOS2_FALSE (default) • EPOS2_PARAM_UNSPECIFIED • EPOS2_PARAM_DEFAULT

Parameter	Specifiable Setting Value
em	<ul style="list-style-type: none"> • EPOS2_TRUE • EPOS2_FALSE (default) • EPOS2_PARAM_UNSPECIFIED • EPOS2_PARAM_DEFAULT
color	<ul style="list-style-type: none"> • EPOS2_COLOR_1 (default) • EPOS2_PARAM_UNSPECIFIED • EPOS2_PARAM_DEFAULT

- addImage

Parameter	Specifiable Setting Value
data	-
x	<ul style="list-style-type: none"> • Integer from 0 to 65534
y	<ul style="list-style-type: none"> • Integer from 0 to 65534
width	<ul style="list-style-type: none"> • Integer from 1 to 65535
height	<ul style="list-style-type: none"> • Integer from 1 to 65535
color	<ul style="list-style-type: none"> • EPOS2_COLOR_1 • EPOS2_PARAM_DEFAULT
mode	<ul style="list-style-type: none"> • EPOS2_MODE_MONO • EPOS2_MODE_MONO_HIGH_DENSITY • EPOS2_PARAM_DEFAULT
halftone	<ul style="list-style-type: none"> • EPOS2_HALFTONE_DITHER • EPOS2_HALFTONE_ERROR_DIFFUSION • EPOS2_HALFTONE_THRESHOLD • EPOS2_PARAM_DEFAULT
brightness	<ul style="list-style-type: none"> • Real number from 0.1 to 10.0 • EPOS2_PARAM_DEFAULT
compress	<ul style="list-style-type: none"> • EPOS2_COMPRESS_DEFLATE • EPOS2_COMPRESS_NONE • EPOS2_COMPRESS_AUTO • EPOS2_PARAM_DEFAULT

- addBarcode

Parameter	Specifiable Setting Value
data	-

Parameter	Specificable Setting Value
type	<ul style="list-style-type: none"> • EPOS2_BARCODE_UPC_A • EPOS2_BARCODE_UPC_E • EPOS2_BARCODE_EAN13 • EPOS2_BARCODE_JAN13 • EPOS2_BARCODE_EAN8 • EPOS2_BARCODE_JAN8 • EPOS2_BARCODE_CODE39 • EPOS2_BARCODE_ITF • EPOS2_BARCODE_CODABAR • EPOS2_BARCODE_CODE93 • EPOS2_BARCODE_CODE128 • EPOS2_BARCODE_CODE128_AUTO • EPOS2_BARCODE_GS1_128 • EPOS2_BARCODE_GS1_DATABAR_OMNIDIRECTIONAL • EPOS2_BARCODE_GS1_DATABAR_TRUNCATED • EPOS2_BARCODE_GS1_DATABAR_LIMITED • EPOS2_BARCODE_GS1_DATABAR_EXPANDED
hri	<ul style="list-style-type: none"> • EPOS2_HRI_NONE (default) • EPOS2_HRI_ABOVE • EPOS2_HRI_BELOW • EPOS2_HRI_BOTH • EPOS2_PARAM_DEFAULT • EPOS2_PARAM_UNSPECIFIED
font	<ul style="list-style-type: none"> • EPOS2_FONT_A (default) • EPOS2_FONT_B • EPOS2_FONT_C • EPOS2_PARAM_DEFAULT • EPOS2_PARAM_UNSPECIFIED
width	<ul style="list-style-type: none"> • Integer from 2 to 6 • EPOS2_PARAM_UNSPECIFIED
height	<ul style="list-style-type: none"> • Integer from 1 to 255 • EPOS2_PARAM_UNSPECIFIED

- addSymbol

Parameter	Specificable Setting Value
data	-

Parameter	Specificable Setting Value
type	<ul style="list-style-type: none"> EPOS2_SYMBOL_PDF417_STANDARD EPOS2_SYMBOL_PDF417_TRUNCATED EPOS2_SYMBOL_QRCODE_MODEL_1 EPOS2_SYMBOL_QRCODE_MODEL_2 EPOS2_SYMBOL_MAXICODE_MODE_2 EPOS2_SYMBOL_MAXICODE_MODE_3 EPOS2_SYMBOL_MAXICODE_MODE_4 EPOS2_SYMBOL_MAXICODE_MODE_5 EPOS2_SYMBOL_MAXICODE_MODE_6 EPOS2_SYMBOL_GS1_DATABAR_STACKED EPOS2_SYMBOL_GS1_DATABAR_STACKED_OMNIDIRECTIONAL EPOS2_SYMBOL_GS1_DATABAR_EXPANDED_STACKED EPOS2_SYMBOL_AZTECCODE_FULLRANGE EPOS2_SYMBOL_AZTECCODE_COMPACT EPOS2_SYMBOL_DATAMATRIX_SQUARE EPOS2_SYMBOL_DATAMATRIX_RECTANGLE_8 EPOS2_SYMBOL_DATAMATRIX_RECTANGLE_12 EPOS2_SYMBOL_DATAMATRIX_RECTANGLE_16
level	<ul style="list-style-type: none"> EPOS2_LEVEL_0 EPOS2_LEVEL_1 EPOS2_LEVEL_2 EPOS2_LEVEL_3 EPOS2_LEVEL_4 EPOS2_LEVEL_5 EPOS2_LEVEL_6 EPOS2_LEVEL_7 EPOS2_LEVEL_8 EPOS2_LEVEL_L EPOS2_LEVEL_M EPOS2_LEVEL_Q EPOS2_LEVEL_H Integer from 5 to 95 EPOS2_PARAM_DEFAULT EPOS2_PARAM_UNSPECIFIED

- addPageLine

Parameter	Specificable Setting Value
x1	<ul style="list-style-type: none"> Integer from 0 to 65535
y1	<ul style="list-style-type: none"> Integer from 0 to 65535
x2	<ul style="list-style-type: none"> Integer from 0 to 65535
y2	<ul style="list-style-type: none"> Integer from 0 to 65535

Parameter	Specifiable Setting Value
lineStyle	<ul style="list-style-type: none"> • EPOS2_LINE_THIN • EPOS2_LINE_MEDIUM • EPOS2_LINE_THICK • EPOS2_PARAM_DEFAULT

- addPageRectangle

Parameter	Specifiable Setting Value
x1	<ul style="list-style-type: none"> • Integer from 0 to 65535
y1	<ul style="list-style-type: none"> • Integer from 0 to 65535
x2	<ul style="list-style-type: none"> • Integer from 0 to 65535
y2	<ul style="list-style-type: none"> • Integer from 0 to 65535
Style	<ul style="list-style-type: none"> • EPOS2_LINE_THIN • EPOS2_LINE_MEDIUM • EPOS2_LINE_THICK • EPOS2_PARAM_DEFAULT

- addCut

Parameter	Specifiable Setting Value
type	<ul style="list-style-type: none"> • EPOS2_CUT_FEED • EPOS2_CUT_NO_FEED • EPOS2_CUT_RESERVE • EPOS2_PARAM_DEFAULT

- addSound

Parameter	Specifiable Setting Value
pattern	<ul style="list-style-type: none"> • EPOS2_PATTERN_NONE • EPOS2_PATTERN_A • EPOS2_PATTERN_B • EPOS2_PATTERN_C • EPOS2_PATTERN_D • EPOS2_PATTERN_E • EPOS2_PATTERN_ERROR • EPOS2_PATTERN_PAPER_EMPTY • EPOS2_PARAM_DEFAULT
repeat	<ul style="list-style-type: none"> • 1 to 255 • EPOS2_PARAM_DEFAULT

- setPrinterSetting

Parameter	Specificable Setting Value
timeout	<ul style="list-style-type: none"> • Integer from 5000 to 600000 • EPOS2_PARAM_DEFAULT
list	-
type	<ul style="list-style-type: none"> • EPOS2_PRINTER_SETTING_PAPERWIDTH • EPOS2_PRINTER_SETTING_PRINTDENSITY • EPOS2_PRINTER_SETTING_PRINTSPEED
value	<ul style="list-style-type: none"> • EPOS2_PRINTER_SETTING_PAPERWIDTH58_0 • EPOS2_PRINTER_SETTING_PAPERWIDTH80_0 • EPOS2_PRINTER_SETTING_PRINTDENSITY70 • EPOS2_PRINTER_SETTING_PRINTDENSITY75 • EPOS2_PRINTER_SETTING_PRINTDENSITY80 • EPOS2_PRINTER_SETTING_PRINTDENSITY85 • EPOS2_PRINTER_SETTING_PRINTDENSITY90 • EPOS2_PRINTER_SETTING_PRINTDENSITY95 • EPOS2_PRINTER_SETTING_PRINTDENSITY100 • EPOS2_PRINTER_SETTING_PRINTDENSITY105 • EPOS2_PRINTER_SETTING_PRINTDENSITY110 • EPOS2_PRINTER_SETTING_PRINTDENSITY115 • EPOS2_PRINTER_SETTING_PRINTDENSITY120 • EPOS2_PRINTER_SETTING_PRINTSPEED1 • EPOS2_PRINTER_SETTING_PRINTSPEED2 • EPOS2_PRINTER_SETTING_PRINTSPEED3 • EPOS2_PRINTER_SETTING_PRINTSPEED4 • EPOS2_PRINTER_SETTING_PRINTSPEED5 • EPOS2_PRINTER_SETTING_PRINTSPEED6 • EPOS2_PRINTER_SETTING_PRINTSPEED7 • EPOS2_PRINTER_SETTING_PRINTSPEED8 • EPOS2_PRINTER_SETTING_PRINTSPEED9 • EPOS2_PRINTER_SETTING_PRINTSPEED10 • EPOS2_PRINTER_SETTING_PRINTSPEED11 • EPOS2_PRINTER_SETTING_PRINTSPEED12 • EPOS2_PRINTER_SETTING_PRINTSPEED13
delegate	-

- downloadFirmwareList

Parameter	Specificable Setting Value
printerModel	<ul style="list-style-type: none"> • TM-m30II-S
option	<ul style="list-style-type: none"> • -A • -B
delegate	-

Epos2LineDisplay Class

- initWithDisplayModel

Parameter	Specifiable Setting Value
displaySeries	<ul style="list-style-type: none">• EPOS2_DM_D30• EPOS2_DM_D70

TM-m30II-SL**Printer Specifications**

Item	58mm Specification	80mm Specification
Amount of initial feed	30 dots	
Initial page mode area	420 x 4800 dots	576 x 4800 dots
Maximum page mode area	420 x 4800 dots	576 x 4800 dots
Baseline of Font A	21 dots from the top of the character	
Baseline of Font B	21 dots from the top of the character	
Baseline of Font C	16 dots from the top of the character	

APIs for which restricted parameter setting values can be specified**Epos2Printer Class**

- initWithPrinterSeries

Parameter	Specifiable Setting Value
printerSeries	<ul style="list-style-type: none"> EPOS2_TM_M30II
lang	<ul style="list-style-type: none"> EPOS2_MODEL_ANK

- addTextFont

Parameter	Specifiable Setting Value
font	<ul style="list-style-type: none"> EPOS2_FONT_A (default) EPOS2_FONT_B EPOS2_FONT_C EPOS2_PARAM_DEFAULT

- addTextStyle

Parameter	Specifiable Setting Value
reverse	<ul style="list-style-type: none"> EPOS2_TRUE EPOS2_FALSE (default) EPOS2_PARAM_UNSPECIFIED EPOS2_PARAM_DEFAULT
ul	<ul style="list-style-type: none"> EPOS2_TRUE EPOS2_FALSE (default) EPOS2_PARAM_UNSPECIFIED EPOS2_PARAM_DEFAULT

Parameter	Specifiable Setting Value
em	<ul style="list-style-type: none"> • EPOS2_TRUE • EPOS2_FALSE (default) • EPOS2_PARAM_UNSPECIFIED • EPOS2_PARAM_DEFAULT
color	<ul style="list-style-type: none"> • EPOS2_COLOR_1 (default) • EPOS2_PARAM_UNSPECIFIED • EPOS2_PARAM_DEFAULT

- addImage

Parameter	Specifiable Setting Value
data	-
x	<ul style="list-style-type: none"> • Integer from 0 to 65534
y	<ul style="list-style-type: none"> • Integer from 0 to 65534
width	<ul style="list-style-type: none"> • Integer from 1 to 65535
height	<ul style="list-style-type: none"> • Integer from 1 to 65535
color	<ul style="list-style-type: none"> • EPOS2_COLOR_1 • EPOS2_PARAM_DEFAULT
mode	<ul style="list-style-type: none"> • EPOS2_MODE_MONO • EPOS2_MODE_MONO_HIGH_DENSITY • EPOS2_PARAM_DEFAULT
halftone	<ul style="list-style-type: none"> • EPOS2_HALFTONE_DITHER • EPOS2_HALFTONE_ERROR_DIFFUSION • EPOS2_HALFTONE_THRESHOLD • EPOS2_PARAM_DEFAULT
brightness	<ul style="list-style-type: none"> • Real number from 0.1 to 10.0 • EPOS2_PARAM_DEFAULT
compress	<ul style="list-style-type: none"> • EPOS2_COMPRESS_DEFLATE • EPOS2_COMPRESS_NONE • EPOS2_COMPRESS_AUTO • EPOS2_PARAM_DEFAULT

- addBarcode

Parameter	Specifiable Setting Value
data	-

Parameter	Specificable Setting Value
type	<ul style="list-style-type: none"> • EPOS2_BARCODE_UPC_A • EPOS2_BARCODE_UPC_E • EPOS2_BARCODE_EAN13 • EPOS2_BARCODE_JAN13 • EPOS2_BARCODE_EAN8 • EPOS2_BARCODE_JAN8 • EPOS2_BARCODE_CODE39 • EPOS2_BARCODE_ITF • EPOS2_BARCODE_CODABAR • EPOS2_BARCODE_CODE93 • EPOS2_BARCODE_CODE128 • EPOS2_BARCODE_CODE128_AUTO • EPOS2_BARCODE_GS1_128 • EPOS2_BARCODE_GS1_DATABAR_OMNIDIRECTIONAL • EPOS2_BARCODE_GS1_DATABAR_TRUNCATED • EPOS2_BARCODE_GS1_DATABAR_LIMITED • EPOS2_BARCODE_GS1_DATABAR_EXPANDED
hri	<ul style="list-style-type: none"> • EPOS2_HRI_NONE (default) • EPOS2_HRI_ABOVE • EPOS2_HRI_BELOW • EPOS2_HRI_BOTH • EPOS2_PARAM_DEFAULT • EPOS2_PARAM_UNSPECIFIED
font	<ul style="list-style-type: none"> • EPOS2_FONT_A (default) • EPOS2_FONT_B • EPOS2_FONT_C • EPOS2_PARAM_DEFAULT • EPOS2_PARAM_UNSPECIFIED
width	<ul style="list-style-type: none"> • Integer from 2 to 6 • EPOS2_PARAM_UNSPECIFIED
height	<ul style="list-style-type: none"> • Integer from 1 to 255 • EPOS2_PARAM_UNSPECIFIED

- addSymbol

Parameter	Specificable Setting Value
data	-

Parameter	Specifiable Setting Value
type	<ul style="list-style-type: none"> EPOS2_SYMBOL_PDF417_STANDARD EPOS2_SYMBOL_PDF417_TRUNCATED EPOS2_SYMBOL_QRCODE_MODEL_1 EPOS2_SYMBOL_QRCODE_MODEL_2 EPOS2_SYMBOL_MAXICODE_MODE_2 EPOS2_SYMBOL_MAXICODE_MODE_3 EPOS2_SYMBOL_MAXICODE_MODE_4 EPOS2_SYMBOL_MAXICODE_MODE_5 EPOS2_SYMBOL_MAXICODE_MODE_6 EPOS2_SYMBOL_GS1_DATABAR_STACKED EPOS2_SYMBOL_GS1_DATABAR_STACKED_OMNIDIRECTIONAL EPOS2_SYMBOL_GS1_DATABAR_EXPANDED_STACKED EPOS2_SYMBOL_AZTECCODE_FULLRANGE EPOS2_SYMBOL_AZTECCODE_COMPACT EPOS2_SYMBOL_DATAMATRIX_SQUARE EPOS2_SYMBOL_DATAMATRIX_RECTANGLE_8 EPOS2_SYMBOL_DATAMATRIX_RECTANGLE_12 EPOS2_SYMBOL_DATAMATRIX_RECTANGLE_16
level	<ul style="list-style-type: none"> EPOS2_LEVEL_0 EPOS2_LEVEL_1 EPOS2_LEVEL_2 EPOS2_LEVEL_3 EPOS2_LEVEL_4 EPOS2_LEVEL_5 EPOS2_LEVEL_6 EPOS2_LEVEL_7 EPOS2_LEVEL_8 EPOS2_LEVEL_L EPOS2_LEVEL_M EPOS2_LEVEL_Q EPOS2_LEVEL_H Integer from 5 to 95 EPOS2_PARAM_DEFAULT EPOS2_PARAM_UNSPECIFIED

- addPageLine

Parameter	Specifiable Setting Value
x1	<ul style="list-style-type: none"> Integer from 0 to 65535
y1	<ul style="list-style-type: none"> Integer from 0 to 65535
x2	<ul style="list-style-type: none"> Integer from 0 to 65535
y2	<ul style="list-style-type: none"> Integer from 0 to 65535

Parameter	Specifiable Setting Value
lineStyle	<ul style="list-style-type: none"> • EPOS2_LINE_THIN • EPOS2_LINE_MEDIUM • EPOS2_LINE_THICK • EPOS2_PARAM_DEFAULT

- addPageRectangle

Parameter	Specifiable Setting Value
x1	<ul style="list-style-type: none"> • Integer from 0 to 65535
y1	<ul style="list-style-type: none"> • Integer from 0 to 65535
x2	<ul style="list-style-type: none"> • Integer from 0 to 65535
y2	<ul style="list-style-type: none"> • Integer from 0 to 65535
Style	<ul style="list-style-type: none"> • EPOS2_LINE_THIN • EPOS2_LINE_MEDIUM • EPOS2_LINE_THICK • EPOS2_PARAM_DEFAULT

- addCut

Parameter	Specifiable Setting Value
type	<ul style="list-style-type: none"> • EPOS2_CUT_FEED • EPOS2_CUT_NO_FEED • EPOS2_CUT_RESERVE • EPOS2_PARAM_DEFAULT

- addSound

Parameter	Specifiable Setting Value
pattern	<ul style="list-style-type: none"> • EPOS2_PATTERN_NONE • EPOS2_PATTERN_A • EPOS2_PATTERN_B • EPOS2_PATTERN_C • EPOS2_PATTERN_D • EPOS2_PATTERN_E • EPOS2_PATTERN_ERROR • EPOS2_PATTERN_PAPER_EMPTY • EPOS2_PARAM_DEFAULT
repeat	<ul style="list-style-type: none"> • 1 to 255 • EPOS2_PARAM_DEFAULT

- setPrinterSetting

Parameter	Specifiable Setting Value
timeout	<ul style="list-style-type: none"> • Integer from 5000 to 600000 • EPOS2_PARAM_DEFAULT
list	-
type	<ul style="list-style-type: none"> • EPOS2_PRINTER_SETTING_PAPERWIDTH • EPOS2_PRINTER_SETTING_PRINTDENSITY • EPOS2_PRINTER_SETTING_PRINTSPEED
value	<ul style="list-style-type: none"> • EPOS2_PRINTER_SETTING_PAPERWIDTH58_0 • EPOS2_PRINTER_SETTING_PAPERWIDTH80_0 • EPOS2_PRINTER_SETTING_PRINTDENSITY70 • EPOS2_PRINTER_SETTING_PRINTDENSITY75 • EPOS2_PRINTER_SETTING_PRINTDENSITY80 • EPOS2_PRINTER_SETTING_PRINTDENSITY85 • EPOS2_PRINTER_SETTING_PRINTDENSITY90 • EPOS2_PRINTER_SETTING_PRINTDENSITY95 • EPOS2_PRINTER_SETTING_PRINTDENSITY100 • EPOS2_PRINTER_SETTING_PRINTDENSITY105 • EPOS2_PRINTER_SETTING_PRINTDENSITY110 • EPOS2_PRINTER_SETTING_PRINTDENSITY115 • EPOS2_PRINTER_SETTING_PRINTDENSITY120 • EPOS2_PRINTER_SETTING_PRINTSPEED1 • EPOS2_PRINTER_SETTING_PRINTSPEED2 • EPOS2_PRINTER_SETTING_PRINTSPEED3 • EPOS2_PRINTER_SETTING_PRINTSPEED4 • EPOS2_PRINTER_SETTING_PRINTSPEED5 • EPOS2_PRINTER_SETTING_PRINTSPEED6 • EPOS2_PRINTER_SETTING_PRINTSPEED7 • EPOS2_PRINTER_SETTING_PRINTSPEED8 • EPOS2_PRINTER_SETTING_PRINTSPEED9 • EPOS2_PRINTER_SETTING_PRINTSPEED10 • EPOS2_PRINTER_SETTING_PRINTSPEED11 • EPOS2_PRINTER_SETTING_PRINTSPEED12 • EPOS2_PRINTER_SETTING_PRINTSPEED13
delegate	-

Epos2LineDisplay Class

- initWithDisplayModel

Parameter	Specifiable Setting Value
displaySeries	<ul style="list-style-type: none"> • EPOS2_DM_D30 • EPOS2_DM_D70

TM-m30III**Printer Specifications**

Item	58mm Specification	80mm Specification
Amount of initial feed	30 dots	
Initial page mode area	420 x 4800 dots	576 x 4800 dots
Maximum page mode area	420 x 4800 dots	576 x 4800 dots
Baseline of Font A	21 dots from the top of the character	
Baseline of Font B	21 dots from the top of the character	
Baseline of Font C	16 dots from the top of the character	

APIs for which restricted parameter setting values can be specified**Epos2Printer Class**

- initWithPrinterSeries

Parameter	Specificable Setting Value
printerSeries	<ul style="list-style-type: none"> • EPOS2_TM_M30III
lang	<ul style="list-style-type: none"> • EPOS2_MODEL_ANK • EPOS2_MODEL_CHINESE • EPOS2_MODEL_TAIWAN • EPOS2_MODEL_KOREAN • EPOS2_MODEL_THAI • EPOS2_MODEL_SOUTHASIA

- addTextFont

Parameter	Specificable Setting Value
font	<ul style="list-style-type: none"> • EPOS2_FONT_A (default) • EPOS2_FONT_B • EPOS2_FONT_C • EPOS2_PARAM_DEFAULT

- addTextStyle

Parameter	Specificable Setting Value
reverse	<ul style="list-style-type: none"> • EPOS2_TRUE • EPOS2_FALSE (default) • EPOS2_PARAM_UNSPECIFIED • EPOS2_PARAM_DEFAULT

Parameter	Specifiable Setting Value
ul	<ul style="list-style-type: none"> • EPOS2_TRUE • EPOS2_FALSE (default) • EPOS2_PARAM_UNSPECIFIED • EPOS2_PARAM_DEFAULT
em	<ul style="list-style-type: none"> • EPOS2_TRUE • EPOS2_FALSE (default) • EPOS2_PARAM_UNSPECIFIED • EPOS2_PARAM_DEFAULT
color	<ul style="list-style-type: none"> • EPOS2_PARAM_UNSPECIFIED

- addImage

Parameter	Specifiable Setting Value
data	-
x	<ul style="list-style-type: none"> • Integer from 0 to 65534
y	<ul style="list-style-type: none"> • Integer from 0 to 65534
width	<ul style="list-style-type: none"> • Integer from 1 to 65535
height	<ul style="list-style-type: none"> • Integer from 1 to 65535
color	<ul style="list-style-type: none"> • EPOS2_COLOR_1 • EPOS2_PARAM_DEFAULT
mode	<ul style="list-style-type: none"> • EPOS2_MODE_MONO • EPOS2_MODE_MONO_HIGH_DENSITY • EPOS2_PARAM_DEFAULT
halftone	<ul style="list-style-type: none"> • EPOS2_HALFTONE_DITHER • EPOS2_HALFTONE_ERROR_DIFFUSION • EPOS2_HALFTONE_THRESHOLD • EPOS2_PARAM_DEFAULT
brightness	<ul style="list-style-type: none"> • Real number from 0.1 to 10.0 • EPOS2_PARAM_DEFAULT
compress	<ul style="list-style-type: none"> • EPOS2_COMPRESS_DEFLATE • EPOS2_COMPRESS_NONE • EPOS2_COMPRESS_AUTO • EPOS2_PARAM_DEFAULT

- addBarcode

Parameter	Specifiable Setting Value
data	-

Parameter	Specificable Setting Value
type	<ul style="list-style-type: none"> • EPOS2_BARCODE_UPC_A • EPOS2_BARCODE_UPC_E • EPOS2_BARCODE_EAN13 • EPOS2_BARCODE_JAN13 • EPOS2_BARCODE_EAN8 • EPOS2_BARCODE_JAN8 • EPOS2_BARCODE_CODE39 • EPOS2_BARCODE_ITF • EPOS2_BARCODE_CODABAR • EPOS2_BARCODE_CODE93 • EPOS2_BARCODE_CODE128 • EPOS2_BARCODE_CODE128_AUTO • EPOS2_BARCODE_GS1_128 • EPOS2_BARCODE_GS1_DATABAR_OMNIDIRECTIONAL • EPOS2_BARCODE_GS1_DATABAR_TRUNCATED • EPOS2_BARCODE_GS1_DATABAR_LIMITED • EPOS2_BARCODE_GS1_DATABAR_EXPANDED
hri	<ul style="list-style-type: none"> • EPOS2_HRI_NONE (default) • EPOS2_HRI_ABOVE • EPOS2_HRI_BELOW • EPOS2_HRI_BOTH • EPOS2_PARAM_DEFAULT • EPOS2_PARAM_UNSPECIFIED
font	<ul style="list-style-type: none"> • EPOS2_FONT_A (default) • EPOS2_FONT_B • EPOS2_FONT_C • EPOS2_PARAM_DEFAULT • EPOS2_PARAM_UNSPECIFIED
width	<ul style="list-style-type: none"> • Integer from 2 to 6 • EPOS2_PARAM_UNSPECIFIED
height	<ul style="list-style-type: none"> • Integer from 1 to 255 • EPOS2_PARAM_UNSPECIFIED

- addSymbol

Parameter	Specificable Setting Value
data	-

Parameter	Specifiable Setting Value
type	<ul style="list-style-type: none"> EPOS2_SYMBOL_PDF417_STANDARD EPOS2_SYMBOL_PDF417_TRUNCATED EPOS2_SYMBOL_QRCODE_MODEL_1 EPOS2_SYMBOL_QRCODE_MODEL_2 EPOS2_SYMBOL_MAXICODE_MODE_2 EPOS2_SYMBOL_MAXICODE_MODE_3 EPOS2_SYMBOL_MAXICODE_MODE_4 EPOS2_SYMBOL_MAXICODE_MODE_5 EPOS2_SYMBOL_MAXICODE_MODE_6 EPOS2_SYMBOL_GS1_DATABAR_STACKED EPOS2_SYMBOL_GS1_DATABAR_STACKED_OMNIDIRECTIONAL EPOS2_SYMBOL_GS1_DATABAR_EXPANDED_STACKED EPOS2_SYMBOL_AZTECCODE_FULLRANGE EPOS2_SYMBOL_AZTECCODE_COMPACT EPOS2_SYMBOL_DATAMATRIX_SQUARE EPOS2_SYMBOL_DATAMATRIX_RECTANGLE_8 EPOS2_SYMBOL_DATAMATRIX_RECTANGLE_12 EPOS2_SYMBOL_DATAMATRIX_RECTANGLE_16
level	<ul style="list-style-type: none"> EPOS2_LEVEL_0 EPOS2_LEVEL_1 EPOS2_LEVEL_2 EPOS2_LEVEL_3 EPOS2_LEVEL_4 EPOS2_LEVEL_5 EPOS2_LEVEL_6 EPOS2_LEVEL_7 EPOS2_LEVEL_8 EPOS2_LEVEL_L EPOS2_LEVEL_M EPOS2_LEVEL_Q EPOS2_LEVEL_H Integer from 5 to 95 EPOS2_PARAM_DEFAULT EPOS2_PARAM_UNSPECIFIED

- addPageLine

Parameter	Specifiable Setting Value
x1	<ul style="list-style-type: none"> Integer from 0 to 65535
y1	<ul style="list-style-type: none"> Integer from 0 to 65535
x2	<ul style="list-style-type: none"> Integer from 0 to 65535
y2	<ul style="list-style-type: none"> Integer from 0 to 65535

Parameter	Specifiable Setting Value
lineStyle	<ul style="list-style-type: none"> • EPOS2_LINE_THIN • EPOS2_LINE_MEDIUM • EPOS2_LINE_THICK • EPOS2_PARAM_DEFAULT

- addPageRectangle

Parameter	Specifiable Setting Value
x1	<ul style="list-style-type: none"> • Integer from 0 to 65535
y1	<ul style="list-style-type: none"> • Integer from 0 to 65535
x2	<ul style="list-style-type: none"> • Integer from 0 to 65535
y2	<ul style="list-style-type: none"> • Integer from 0 to 65535
Style	<ul style="list-style-type: none"> • EPOS2_LINE_THIN • EPOS2_LINE_MEDIUM • EPOS2_LINE_THICK • EPOS2_PARAM_DEFAULT

- addSound

Parameter	Specifiable Setting Value
pattern	<ul style="list-style-type: none"> • EPOS2_PATTERN_NONE • EPOS2_PATTERN_A • EPOS2_PATTERN_B • EPOS2_PATTERN_C • EPOS2_PATTERN_D • EPOS2_PATTERN_E • EPOS2_PATTERN_ERROR • EPOS2_PATTERN_PAPER_EMPTY • EPOS2_PARAM_DEFAULT
repeat	<ul style="list-style-type: none"> • 0 • 1 to 255 • EPOS2_PARAM_DEFAULT
cycle	<ul style="list-style-type: none"> • 1000 to 25500 • EPOS2_PARAM_DEFAULT

- downloadFirmwareList

Parameter	Specifiable Setting Value
printerModel	<ul style="list-style-type: none"> • TM-m30III
option	<ul style="list-style-type: none"> • -A • -B
delegate	-

Epos2LineDisplay Class

- initWithDisplayModel

Parameter	Specifiable Setting Value
displaySeries	<ul style="list-style-type: none">• EPOS2_DM_D30• EPOS2_DM_D70

TM-m30III-H**Printer Specifications**

Item	58mm Specification	80mm Specification
Amount of initial feed	30 dots	
Initial page mode area	420 x 4800 dots	576 x 4800 dots
Maximum page mode area	420 x 4800 dots	576 x 4800 dots
Baseline of Font A	21 dots from the top of the character	
Baseline of Font B	21 dots from the top of the character	
Baseline of Font C	16 dots from the top of the character	

APIs for which restricted parameter setting values can be specified**Epos2Printer Class**

- initWithPrinterSeries

Parameter	Specificable Setting Value
printerSeries	<ul style="list-style-type: none"> • EPOS2_TM_M30III
lang	<ul style="list-style-type: none"> • EPOS2_MODEL_ANK • EPOS2_MODEL_CHINESE • EPOS2_MODEL_TAIWAN • EPOS2_MODEL_KOREAN • EPOS2_MODEL_THAI • EPOS2_MODEL_SOUTHASIA

- addTextFont

Parameter	Specificable Setting Value
font	<ul style="list-style-type: none"> • EPOS2_FONT_A (default) • EPOS2_FONT_B • EPOS2_FONT_C • EPOS2_PARAM_DEFAULT

- addTextStyle

Parameter	Specificable Setting Value
reverse	<ul style="list-style-type: none"> • EPOS2_TRUE • EPOS2_FALSE (default) • EPOS2_PARAM_UNSPECIFIED • EPOS2_PARAM_DEFAULT

Parameter	Specifiable Setting Value
ul	<ul style="list-style-type: none"> • EPOS2_TRUE • EPOS2_FALSE (default) • EPOS2_PARAM_UNSPECIFIED • EPOS2_PARAM_DEFAULT
em	<ul style="list-style-type: none"> • EPOS2_TRUE • EPOS2_FALSE (default) • EPOS2_PARAM_UNSPECIFIED • EPOS2_PARAM_DEFAULT
color	<ul style="list-style-type: none"> • EPOS2_PARAM_UNSPECIFIED

- addImage

Parameter	Specifiable Setting Value
data	-
x	<ul style="list-style-type: none"> • Integer from 0 to 65534
y	<ul style="list-style-type: none"> • Integer from 0 to 65534
width	<ul style="list-style-type: none"> • Integer from 1 to 65535
height	<ul style="list-style-type: none"> • Integer from 1 to 65535
color	<ul style="list-style-type: none"> • EPOS2_COLOR_1 • EPOS2_PARAM_DEFAULT
mode	<ul style="list-style-type: none"> • EPOS2_MODE_MONO • EPOS2_MODE_MONO_HIGH_DENSITY • EPOS2_PARAM_DEFAULT
halftone	<ul style="list-style-type: none"> • EPOS2_HALFTONE_DITHER • EPOS2_HALFTONE_ERROR_DIFFUSION • EPOS2_HALFTONE_THRESHOLD • EPOS2_PARAM_DEFAULT
brightness	<ul style="list-style-type: none"> • Real number from 0.1 to 10.0 • EPOS2_PARAM_DEFAULT
compress	<ul style="list-style-type: none"> • EPOS2_COMPRESS_DEFLATE • EPOS2_COMPRESS_NONE • EPOS2_COMPRESS_AUTO • EPOS2_PARAM_DEFAULT

- addBarcode

Parameter	Specifiable Setting Value
data	-

Parameter	Specificable Setting Value
type	<ul style="list-style-type: none"> • EPOS2_BARCODE_UPC_A • EPOS2_BARCODE_UPC_E • EPOS2_BARCODE_EAN13 • EPOS2_BARCODE_JAN13 • EPOS2_BARCODE_EAN8 • EPOS2_BARCODE_JAN8 • EPOS2_BARCODE_CODE39 • EPOS2_BARCODE_ITF • EPOS2_BARCODE_CODABAR • EPOS2_BARCODE_CODE93 • EPOS2_BARCODE_CODE128 • EPOS2_BARCODE_CODE128_AUTO • EPOS2_BARCODE_GS1_128 • EPOS2_BARCODE_GS1_DATABAR_OMNIDIRECTIONAL • EPOS2_BARCODE_GS1_DATABAR_TRUNCATED • EPOS2_BARCODE_GS1_DATABAR_LIMITED • EPOS2_BARCODE_GS1_DATABAR_EXPANDED
hri	<ul style="list-style-type: none"> • EPOS2_HRI_NONE (default) • EPOS2_HRI_ABOVE • EPOS2_HRI_BELOW • EPOS2_HRI_BOTH • EPOS2_PARAM_DEFAULT • EPOS2_PARAM_UNSPECIFIED
font	<ul style="list-style-type: none"> • EPOS2_FONT_A (default) • EPOS2_FONT_B • EPOS2_FONT_C • EPOS2_PARAM_DEFAULT • EPOS2_PARAM_UNSPECIFIED
width	<ul style="list-style-type: none"> • Integer from 2 to 6 • EPOS2_PARAM_UNSPECIFIED
height	<ul style="list-style-type: none"> • Integer from 1 to 255 • EPOS2_PARAM_UNSPECIFIED

- addSymbol

Parameter	Specificable Setting Value
data	-

Parameter	Specificable Setting Value
type	<ul style="list-style-type: none"> EPOS2_SYMBOL_PDF417_STANDARD EPOS2_SYMBOL_PDF417_TRUNCATED EPOS2_SYMBOL_QRCODE_MODEL_1 EPOS2_SYMBOL_QRCODE_MODEL_2 EPOS2_SYMBOL_MAXICODE_MODE_2 EPOS2_SYMBOL_MAXICODE_MODE_3 EPOS2_SYMBOL_MAXICODE_MODE_4 EPOS2_SYMBOL_MAXICODE_MODE_5 EPOS2_SYMBOL_MAXICODE_MODE_6 EPOS2_SYMBOL_GS1_DATABAR_STACKED EPOS2_SYMBOL_GS1_DATABAR_STACKED_OMNIDIRECTIONAL EPOS2_SYMBOL_GS1_DATABAR_EXPANDED_STACKED EPOS2_SYMBOL_AZTECCODE_FULLRANGE EPOS2_SYMBOL_AZTECCODE_COMPACT EPOS2_SYMBOL_DATAMATRIX_SQUARE EPOS2_SYMBOL_DATAMATRIX_RECTANGLE_8 EPOS2_SYMBOL_DATAMATRIX_RECTANGLE_12 EPOS2_SYMBOL_DATAMATRIX_RECTANGLE_16
level	<ul style="list-style-type: none"> EPOS2_LEVEL_0 EPOS2_LEVEL_1 EPOS2_LEVEL_2 EPOS2_LEVEL_3 EPOS2_LEVEL_4 EPOS2_LEVEL_5 EPOS2_LEVEL_6 EPOS2_LEVEL_7 EPOS2_LEVEL_8 EPOS2_LEVEL_L EPOS2_LEVEL_M EPOS2_LEVEL_Q EPOS2_LEVEL_H Integer from 5 to 95 EPOS2_PARAM_DEFAULT EPOS2_PARAM_UNSPECIFIED

- addPageLine

Parameter	Specificable Setting Value
x1	<ul style="list-style-type: none"> Integer from 0 to 65535
y1	<ul style="list-style-type: none"> Integer from 0 to 65535
x2	<ul style="list-style-type: none"> Integer from 0 to 65535
y2	<ul style="list-style-type: none"> Integer from 0 to 65535

Parameter	Specifiable Setting Value
lineStyle	<ul style="list-style-type: none"> • EPOS2_LINE_THIN • EPOS2_LINE_MEDIUM • EPOS2_LINE_THICK • EPOS2_PARAM_DEFAULT

- addPageRectangle

Parameter	Specifiable Setting Value
x1	<ul style="list-style-type: none"> • Integer from 0 to 65535
y1	<ul style="list-style-type: none"> • Integer from 0 to 65535
x2	<ul style="list-style-type: none"> • Integer from 0 to 65535
y2	<ul style="list-style-type: none"> • Integer from 0 to 65535
Style	<ul style="list-style-type: none"> • EPOS2_LINE_THIN • EPOS2_LINE_MEDIUM • EPOS2_LINE_THICK • EPOS2_PARAM_DEFAULT

- addSound

Parameter	Specifiable Setting Value
pattern	<ul style="list-style-type: none"> • EPOS2_PATTERN_NONE • EPOS2_PATTERN_A • EPOS2_PATTERN_B • EPOS2_PATTERN_C • EPOS2_PATTERN_D • EPOS2_PATTERN_E • EPOS2_PATTERN_ERROR • EPOS2_PATTERN_PAPER_EMPTY • EPOS2_PARAM_DEFAULT
repeat	<ul style="list-style-type: none"> • 0 • 1 to 255 • EPOS2_PARAM_DEFAULT
cycle	<ul style="list-style-type: none"> • 1000 to 25500 • EPOS2_PARAM_DEFAULT

- downloadFirmwareList

Parameter	Specifiable Setting Value
printerModel	<ul style="list-style-type: none"> • TM-m30III-H
option	<ul style="list-style-type: none"> • -A • -B
delegate	-

Epos2LineDisplay Class

- initWithDisplayModel

Parameter	Specifiable Setting Value
displaySeries	<ul style="list-style-type: none">• EPOS2_DM_D30• EPOS2_DM_D70

TM-m50**Printer Specifications**

Item	58mm Specification	80mm Specification
Amount of initial feed	30 dots	
Initial page mode area	360 x 4800 dots	512 x 4800 dots
Maximum page mode area	360 x 4800 dots	512 x 4800 dots
Baseline of Font A	21 dots from the top of the character	
Baseline of Font B	16 dots from the top of the character	

APIs for which restricted parameter setting values can be specified**Epos2Printer Class**

- initWithPrinterSeries

Parameter	Specificable Setting Value
printerSeries	<ul style="list-style-type: none"> • EPOS2_TM_M50
lang	<ul style="list-style-type: none"> • EPOS2_MODEL_ANK • EPOS2_MODEL_CHINESE • EPOS2_MODEL_TAIWAN • EPOS2_MODEL_KOREAN • EPOS2_MODEL_THAI • EPOS2_MODEL_SOUTHASIA

- addTextFont

Parameter	Specificable Setting Value
font	<ul style="list-style-type: none"> • EPOS2_FONT_A (default) • EPOS2_FONT_B • EPOS2_PARAM_DEFAULT

- addTextStyle

Parameter	Specificable Setting Value
reverse	<ul style="list-style-type: none"> • EPOS2_TRUE • EPOS2_FALSE (default) • EPOS2_PARAM_UNSPECIFIED • EPOS2_PARAM_DEFAULT
ul	<ul style="list-style-type: none"> • EPOS2_TRUE • EPOS2_FALSE (default) • EPOS2_PARAM_UNSPECIFIED • EPOS2_PARAM_DEFAULT

Parameter	Specifiable Setting Value
em	<ul style="list-style-type: none"> • EPOS2_TRUE • EPOS2_FALSE (default) • EPOS2_PARAM_UNSPECIFIED • EPOS2_PARAM_DEFAULT
color	<ul style="list-style-type: none"> • EPOS2_COLOR_1 (default) • EPOS2_PARAM_UNSPECIFIED • EPOS2_PARAM_DEFAULT

- addImage

Parameter	Specifiable Setting Value
data	-
x	<ul style="list-style-type: none"> • Integer from 0 to 65534
y	<ul style="list-style-type: none"> • Integer from 0 to 65534
width	<ul style="list-style-type: none"> • Integer from 1 to 65535
height	<ul style="list-style-type: none"> • Integer from 1 to 65535
color	<ul style="list-style-type: none"> • EPOS2_COLOR_1 • EPOS2_PARAM_DEFAULT
mode	<ul style="list-style-type: none"> • EPOS2_MODE_MONO • EPOS2_MODE_MONO_HIGH_DENSITY • EPOS2_PARAM_DEFAULT
halftone	<ul style="list-style-type: none"> • EPOS2_HALFTONE_DITHER • EPOS2_HALFTONE_ERROR_DIFFUSION • EPOS2_HALFTONE_THRESHOLD • EPOS2_PARAM_DEFAULT
brightness	<ul style="list-style-type: none"> • Real number from 0.1 to 10.0 • EPOS2_PARAM_DEFAULT
compress	<ul style="list-style-type: none"> • EPOS2_COMPRESS_DEFLATE • EPOS2_COMPRESS_NONE • EPOS2_COMPRESS_AUTO • EPOS2_PARAM_DEFAULT

- addBarcode

Parameter	Specifiable Setting Value
data	-

Parameter	Specificable Setting Value
type	<ul style="list-style-type: none"> • EPOS2_BARCODE_UPC_A • EPOS2_BARCODE_UPC_E • EPOS2_BARCODE_EAN13 • EPOS2_BARCODE_JAN13 • EPOS2_BARCODE_EAN8 • EPOS2_BARCODE_JAN8 • EPOS2_BARCODE_CODE39 • EPOS2_BARCODE_ITF • EPOS2_BARCODE_CODABAR • EPOS2_BARCODE_CODE93 • EPOS2_BARCODE_CODE128 • EPOS2_BARCODE_CODE128_AUTO • EPOS2_BARCODE_GS1_128 • EPOS2_BARCODE_GS1_DATABAR_OMNIDIRECTIONAL • EPOS2_BARCODE_GS1_DATABAR_TRUNCATED • EPOS2_BARCODE_GS1_DATABAR_LIMITED • EPOS2_BARCODE_GS1_DATABAR_EXPANDED
hri	<ul style="list-style-type: none"> • EPOS2_HRI_NONE (default) • EPOS2_HRI_ABOVE • EPOS2_HRI_BELOW • EPOS2_HRI_BOTH • EPOS2_PARAM_DEFAULT • EPOS2_PARAM_UNSPECIFIED
font	<ul style="list-style-type: none"> • EPOS2_FONT_A (default) • EPOS2_FONT_B • EPOS2_PARAM_DEFAULT • EPOS2_PARAM_UNSPECIFIED
width	<ul style="list-style-type: none"> • Integer from 2 to 6 • EPOS2_PARAM_UNSPECIFIED
height	<ul style="list-style-type: none"> • Integer from 1 to 255 • EPOS2_PARAM_UNSPECIFIED

- addSymbol

Parameter	Specificable Setting Value
data	-

Parameter	Specifiable Setting Value
type	<ul style="list-style-type: none"> EPOS2_SYMBOL_PDF417_STANDARD EPOS2_SYMBOL_PDF417_TRUNCATED EPOS2_SYMBOL_QRCODE_MODEL_1 EPOS2_SYMBOL_QRCODE_MODEL_2 EPOS2_SYMBOL_MAXICODE_MODE_2 EPOS2_SYMBOL_MAXICODE_MODE_3 EPOS2_SYMBOL_MAXICODE_MODE_4 EPOS2_SYMBOL_MAXICODE_MODE_5 EPOS2_SYMBOL_MAXICODE_MODE_6 EPOS2_SYMBOL_GS1_DATABAR_STACKED EPOS2_SYMBOL_GS1_DATABAR_STACKED_OMNIDIRECTIONAL EPOS2_SYMBOL_GS1_DATABAR_EXPANDED_STACKED EPOS2_SYMBOL_AZTECCODE_FULLRANGE EPOS2_SYMBOL_AZTECCODE_COMPACT EPOS2_SYMBOL_DATAMATRIX_SQUARE EPOS2_SYMBOL_DATAMATRIX_RECTANGLE_8 EPOS2_SYMBOL_DATAMATRIX_RECTANGLE_12 EPOS2_SYMBOL_DATAMATRIX_RECTANGLE_16
level	<ul style="list-style-type: none"> EPOS2_LEVEL_0 EPOS2_LEVEL_1 EPOS2_LEVEL_2 EPOS2_LEVEL_3 EPOS2_LEVEL_4 EPOS2_LEVEL_5 EPOS2_LEVEL_6 EPOS2_LEVEL_7 EPOS2_LEVEL_8 EPOS2_LEVEL_L EPOS2_LEVEL_M EPOS2_LEVEL_Q EPOS2_LEVEL_H Integer from 5 to 95 EPOS2_PARAM_DEFAULT EPOS2_PARAM_UNSPECIFIED

- addPageLine

Parameter	Specifiable Setting Value
x1	<ul style="list-style-type: none"> Integer from 0 to 65535
y1	<ul style="list-style-type: none"> Integer from 0 to 65535
x2	<ul style="list-style-type: none"> Integer from 0 to 65535
y2	<ul style="list-style-type: none"> Integer from 0 to 65535

Parameter	Specifiable Setting Value
lineStyle	<ul style="list-style-type: none"> • EPOS2_LINE_THIN • EPOS2_LINE_MEDIUM • EPOS2_LINE_THICK • EPOS2_PARAM_DEFAULT

- addPageRectangle

Parameter	Specifiable Setting Value
x1	<ul style="list-style-type: none"> • Integer from 0 to 65535
y1	<ul style="list-style-type: none"> • Integer from 0 to 65535
x2	<ul style="list-style-type: none"> • Integer from 0 to 65535
y2	<ul style="list-style-type: none"> • Integer from 0 to 65535
Style	<ul style="list-style-type: none"> • EPOS2_LINE_THIN • EPOS2_LINE_MEDIUM • EPOS2_LINE_THICK • EPOS2_PARAM_DEFAULT

- addCut

Parameter	Specifiable Setting Value
type	<ul style="list-style-type: none"> • EPOS2_CUT_FEED • EPOS2_CUT_NO_FEED • EPOS2_PARAM_DEFAULT

- addSound

Parameter	Specifiable Setting Value
pattern	<ul style="list-style-type: none"> • EPOS2_PATTERN_NONE • EPOS2_PATTERN_A • EPOS2_PATTERN_B • EPOS2_PATTERN_C • EPOS2_PATTERN_D • EPOS2_PATTERN_E • EPOS2_PATTERN_ERROR • EPOS2_PATTERN_PAPER_EMPTY • EPOS2_PARAM_DEFAULT
repeat	<ul style="list-style-type: none"> • 1 to 255 • EPOS2_PARAM_DEFAULT

- `setPrinterSetting`

Parameter	Specifiable Setting Value
timeout	<ul style="list-style-type: none"> • Integer from 5000 to 600000 • EPOS2_PARAM_DEFAULT
list	-
type	<ul style="list-style-type: none"> • EPOS2_PRINTER_SETTING_PAPERWIDTH • EPOS2_PRINTER_SETTING_PRINTDENSITY • EPOS2_PRINTER_SETTING_PRINTSPEED
value	<ul style="list-style-type: none"> • EPOS2_PRINTER_SETTING_PAPERWIDTH58_0 • EPOS2_PRINTER_SETTING_PAPERWIDTH80_0 • EPOS2_PRINTER_SETTING_PRINTDENSITY70 • EPOS2_PRINTER_SETTING_PRINTDENSITY75 • EPOS2_PRINTER_SETTING_PRINTDENSITY80 • EPOS2_PRINTER_SETTING_PRINTDENSITY85 • EPOS2_PRINTER_SETTING_PRINTDENSITY90 • EPOS2_PRINTER_SETTING_PRINTDENSITY95 • EPOS2_PRINTER_SETTING_PRINTDENSITY100 • EPOS2_PRINTER_SETTING_PRINTDENSITY105 • EPOS2_PRINTER_SETTING_PRINTDENSITY110 • EPOS2_PRINTER_SETTING_PRINTDENSITY115 • EPOS2_PRINTER_SETTING_PRINTDENSITY120 • EPOS2_PRINTER_SETTING_PRINTSPEED1 • EPOS2_PRINTER_SETTING_PRINTSPEED2 • EPOS2_PRINTER_SETTING_PRINTSPEED3 • EPOS2_PRINTER_SETTING_PRINTSPEED4 • EPOS2_PRINTER_SETTING_PRINTSPEED5 • EPOS2_PRINTER_SETTING_PRINTSPEED6 • EPOS2_PRINTER_SETTING_PRINTSPEED7 • EPOS2_PRINTER_SETTING_PRINTSPEED8 • EPOS2_PRINTER_SETTING_PRINTSPEED9 • EPOS2_PRINTER_SETTING_PRINTSPEED10 • EPOS2_PRINTER_SETTING_PRINTSPEED11 • EPOS2_PRINTER_SETTING_PRINTSPEED12 • EPOS2_PRINTER_SETTING_PRINTSPEED13
delegate	-

Epos2LineDisplay Class

- `initWithDisplayModel`

Parameter	Specifiable Setting Value
displaySeries	<ul style="list-style-type: none"> • EPOS2_DM_D30 • EPOS2_DM_D70

- addText

Parameter	Specifiable Setting Value
data	-
lang	<ul style="list-style-type: none">• EPOS2_LANG_EN (default)• EPOS2_LANG_JA• EPOS2_LANG_MULTI• EPOS2_PARAM_DEFAULT• EPOS2_PARAM_UNUSE
x	<ul style="list-style-type: none">• Integer from 1 to 44• EPOS2_PARAM_UNUSE
y	<ul style="list-style-type: none">• Integer from 1 to 19• EPOS2_PARAM_UNUSE

TM-m50II**Printer Specifications**

Item	58mm Specification	80mm Specification
Amount of initial feed	30 dots	
Initial page mode area	360 x 4800 dots	512 x 4800 dots
Maximum page mode area	360 x 4800 dots	512 x 4800 dots
Baseline of Font A	21 dots from the top of the character	
Baseline of Font B	16 dots from the top of the character	

APIs for which restricted parameter setting values can be specified**Epos2Printer Class**

- initWithPrinterSeries

Parameter	Specificable Setting Value
printerSeries	<ul style="list-style-type: none"> • EPOS2_TM_M50II
lang	<ul style="list-style-type: none"> • EPOS2_MODEL_ANK • EPOS2_MODEL_CHINESE

- addTextFont

Parameter	Specificable Setting Value
font	<ul style="list-style-type: none"> • EPOS2_FONT_A (default) • EPOS2_FONT_B • EPOS2_PARAM_DEFAULT

- addTextStyle

Parameter	Specificable Setting Value
reverse	<ul style="list-style-type: none"> • EPOS2_TRUE • EPOS2_FALSE (default) • EPOS2_PARAM_UNSPECIFIED • EPOS2_PARAM_DEFAULT
ul	<ul style="list-style-type: none"> • EPOS2_TRUE • EPOS2_FALSE (default) • EPOS2_PARAM_UNSPECIFIED • EPOS2_PARAM_DEFAULT
em	<ul style="list-style-type: none"> • EPOS2_TRUE • EPOS2_FALSE (default) • EPOS2_PARAM_UNSPECIFIED • EPOS2_PARAM_DEFAULT

Parameter	Specifiable Setting Value
color	<ul style="list-style-type: none"> EPOS2_PARAM_UNSPECIFIED

- addBarcode

Parameter	Specifiable Setting Value
data	-
type	<ul style="list-style-type: none"> EPOS2_BARCODE_UPC_A EPOS2_BARCODE_UPC_E EPOS2_BARCODE_EAN13 EPOS2_BARCODE_JAN13 EPOS2_BARCODE_EAN8 EPOS2_BARCODE_JAN8 EPOS2_BARCODE_CODE39 EPOS2_BARCODE_ITF EPOS2_BARCODE_CODABAR EPOS2_BARCODE_CODE93 EPOS2_BARCODE_CODE128 EPOS2_BARCODE_CODE128_AUTO EPOS2_BARCODE_GS1_128 EPOS2_BARCODE_GS1_DATABAR_OMNIDIRECTIONAL EPOS2_BARCODE_GS1_DATABAR_TRUNCATED EPOS2_BARCODE_GS1_DATABAR_LIMITED EPOS2_BARCODE_GS1_DATABAR_EXPANDED
hri	<ul style="list-style-type: none"> EPOS2_HRI_NONE (default) EPOS2_HRI_ABOVE EPOS2_HRI_BELOW EPOS2_HRI_BOTH EPOS2_PARAM_DEFAULT EPOS2_PARAM_UNSPECIFIED
font	<ul style="list-style-type: none"> EPOS2_FONT_A (default) EPOS2_FONT_B EPOS2_PARAM_DEFAULT EPOS2_PARAM_UNSPECIFIED
width	<ul style="list-style-type: none"> Integer from 2 to 6 EPOS2_PARAM_UNSPECIFIED
height	<ul style="list-style-type: none"> Integer from 1 to 255 EPOS2_PARAM_UNSPECIFIED

- addSymbol

Parameter	Specifiable Setting Value
data	-

Parameter	Specifiable Setting Value
type	<ul style="list-style-type: none"> EPOS2_SYMBOL_PDF417_STANDARD EPOS2_SYMBOL_PDF417_TRUNCATED EPOS2_SYMBOL_QRCODE_MODEL_1 EPOS2_SYMBOL_QRCODE_MODEL_2 EPOS2_SYMBOL_MAXICODE_MODE_2 EPOS2_SYMBOL_MAXICODE_MODE_3 EPOS2_SYMBOL_MAXICODE_MODE_4 EPOS2_SYMBOL_MAXICODE_MODE_5 EPOS2_SYMBOL_MAXICODE_MODE_6 EPOS2_SYMBOL_GS1_DATABAR_STACKED EPOS2_SYMBOL_GS1_DATABAR_STACKED_OMNIDIRECTIONAL EPOS2_SYMBOL_GS1_DATABAR_EXPANDED_STACKED EPOS2_SYMBOL_AZTECCODE_FULLRANGE EPOS2_SYMBOL_AZTECCODE_COMPACT EPOS2_SYMBOL_DATAMATRIX_SQUARE EPOS2_SYMBOL_DATAMATRIX_RECTANGLE_8 EPOS2_SYMBOL_DATAMATRIX_RECTANGLE_12 EPOS2_SYMBOL_DATAMATRIX_RECTANGLE_16
level	<ul style="list-style-type: none"> EPOS2_LEVEL_0 EPOS2_LEVEL_1 EPOS2_LEVEL_2 EPOS2_LEVEL_3 EPOS2_LEVEL_4 EPOS2_LEVEL_5 EPOS2_LEVEL_6 EPOS2_LEVEL_7 EPOS2_LEVEL_8 EPOS2_LEVEL_L EPOS2_LEVEL_M EPOS2_LEVEL_Q EPOS2_LEVEL_H Integer from 5 to 95 EPOS2_PARAM_DEFAULT EPOS2_PARAM_UNSPECIFIED

- addPageLine

Parameter	Specifiable Setting Value
x1	<ul style="list-style-type: none"> Integer from 0 to 65535
y1	<ul style="list-style-type: none"> Integer from 0 to 65535
x2	<ul style="list-style-type: none"> Integer from 0 to 65535
y2	<ul style="list-style-type: none"> Integer from 0 to 65535

Parameter	Specifiable Setting Value
lineStyle	<ul style="list-style-type: none"> • EPOS2_LINE_THIN • EPOS2_LINE_MEDIUM • EPOS2_LINE_THICK • EPOS2_PARAM_DEFAULT

- addPageRectangle

Parameter	Specifiable Setting Value
x1	<ul style="list-style-type: none"> • Integer from 0 to 65535
y1	<ul style="list-style-type: none"> • Integer from 0 to 65535
x2	<ul style="list-style-type: none"> • Integer from 0 to 65535
y2	<ul style="list-style-type: none"> • Integer from 0 to 65535
Style	<ul style="list-style-type: none"> • EPOS2_LINE_THIN • EPOS2_LINE_MEDIUM • EPOS2_LINE_THICK • EPOS2_PARAM_DEFAULT

- addSound

Parameter	Specifiable Setting Value
pattern	<ul style="list-style-type: none"> • EPOS2_PATTERN_NONE • EPOS2_PATTERN_A • EPOS2_PATTERN_B • EPOS2_PATTERN_C • EPOS2_PATTERN_D • EPOS2_PATTERN_E • EPOS2_PATTERN_ERROR • EPOS2_PATTERN_PAPER_EMPTY • EPOS2_PARAM_DEFAULT
repeat	<ul style="list-style-type: none"> • 0 • 1 to 255 • EPOS2_PARAM_DEFAULT
cycle	<ul style="list-style-type: none"> • 1000 to 25500 • EPOS2_PARAM_DEFAULT

Epos2LineDisplay Class

- initWithDisplayModel

Parameter	Specifiable Setting Value
displaySeries	<ul style="list-style-type: none"> • EPOS2_DM_D30 • EPOS2_DM_D70

TM-m50II-H**Printer Specifications**

Item	58mm Specification	80mm Specification
Amount of initial feed	30 dots	
Initial page mode area	360 x 4800 dots	512 x 4800 dots
Maximum page mode area	360 x 4800 dots	512 x 4800 dots
Baseline of Font A	21 dots from the top of the character	
Baseline of Font B	16 dots from the top of the character	

APIs for which restricted parameter setting values can be specified**Epos2Printer Class**

- initWithPrinterSeries

Parameter	Specificable Setting Value
printerSeries	<ul style="list-style-type: none"> • EPOS2_TM_M50II
lang	<ul style="list-style-type: none"> • EPOS2_MODEL_ANK • EPOS2_MODEL_CHINESE

- addTextFont

Parameter	Specificable Setting Value
font	<ul style="list-style-type: none"> • EPOS2_FONT_A (default) • EPOS2_FONT_B • EPOS2_PARAM_DEFAULT

- addTextStyle

Parameter	Specificable Setting Value
reverse	<ul style="list-style-type: none"> • EPOS2_TRUE • EPOS2_FALSE (default) • EPOS2_PARAM_UNSPECIFIED • EPOS2_PARAM_DEFAULT
ul	<ul style="list-style-type: none"> • EPOS2_TRUE • EPOS2_FALSE (default) • EPOS2_PARAM_UNSPECIFIED • EPOS2_PARAM_DEFAULT
em	<ul style="list-style-type: none"> • EPOS2_TRUE • EPOS2_FALSE (default) • EPOS2_PARAM_UNSPECIFIED • EPOS2_PARAM_DEFAULT

Parameter	Specifiable Setting Value
color	<ul style="list-style-type: none"> EPOS2_PARAM_UNSPECIFIED

- addBarcode

Parameter	Specifiable Setting Value
data	-
type	<ul style="list-style-type: none"> EPOS2_BARCODE_UPC_A EPOS2_BARCODE_UPC_E EPOS2_BARCODE_EAN13 EPOS2_BARCODE_JAN13 EPOS2_BARCODE_EAN8 EPOS2_BARCODE_JAN8 EPOS2_BARCODE_CODE39 EPOS2_BARCODE_ITF EPOS2_BARCODE_CODABAR EPOS2_BARCODE_CODE93 EPOS2_BARCODE_CODE128 EPOS2_BARCODE_CODE128_AUTO EPOS2_BARCODE_GS1_128 EPOS2_BARCODE_GS1_DATABAR_OMNIDIRECTIONAL EPOS2_BARCODE_GS1_DATABAR_TRUNCATED EPOS2_BARCODE_GS1_DATABAR_LIMITED EPOS2_BARCODE_GS1_DATABAR_EXPANDED
hri	<ul style="list-style-type: none"> EPOS2_HRI_NONE (default) EPOS2_HRI_ABOVE EPOS2_HRI_BELOW EPOS2_HRI_BOTH EPOS2_PARAM_DEFAULT EPOS2_PARAM_UNSPECIFIED
font	<ul style="list-style-type: none"> EPOS2_FONT_A (default) EPOS2_FONT_B EPOS2_PARAM_DEFAULT EPOS2_PARAM_UNSPECIFIED
width	<ul style="list-style-type: none"> Integer from 2 to 6 EPOS2_PARAM_UNSPECIFIED
height	<ul style="list-style-type: none"> Integer from 1 to 255 EPOS2_PARAM_UNSPECIFIED

- addSymbol

Parameter	Specifiable Setting Value
data	-

Parameter	Specifiable Setting Value
type	<ul style="list-style-type: none"> EPOS2_SYMBOL_PDF417_STANDARD EPOS2_SYMBOL_PDF417_TRUNCATED EPOS2_SYMBOL_QRCODE_MODEL_1 EPOS2_SYMBOL_QRCODE_MODEL_2 EPOS2_SYMBOL_MAXICODE_MODE_2 EPOS2_SYMBOL_MAXICODE_MODE_3 EPOS2_SYMBOL_MAXICODE_MODE_4 EPOS2_SYMBOL_MAXICODE_MODE_5 EPOS2_SYMBOL_MAXICODE_MODE_6 EPOS2_SYMBOL_GS1_DATABAR_STACKED EPOS2_SYMBOL_GS1_DATABAR_STACKED_OMNIDIRECTIONAL EPOS2_SYMBOL_GS1_DATABAR_EXPANDED_STACKED EPOS2_SYMBOL_AZTECCODE_FULLRANGE EPOS2_SYMBOL_AZTECCODE_COMPACT EPOS2_SYMBOL_DATAMATRIX_SQUARE EPOS2_SYMBOL_DATAMATRIX_RECTANGLE_8 EPOS2_SYMBOL_DATAMATRIX_RECTANGLE_12 EPOS2_SYMBOL_DATAMATRIX_RECTANGLE_16
level	<ul style="list-style-type: none"> EPOS2_LEVEL_0 EPOS2_LEVEL_1 EPOS2_LEVEL_2 EPOS2_LEVEL_3 EPOS2_LEVEL_4 EPOS2_LEVEL_5 EPOS2_LEVEL_6 EPOS2_LEVEL_7 EPOS2_LEVEL_8 EPOS2_LEVEL_L EPOS2_LEVEL_M EPOS2_LEVEL_Q EPOS2_LEVEL_H Integer from 5 to 95 EPOS2_PARAM_DEFAULT EPOS2_PARAM_UNSPECIFIED

- addPageLine

Parameter	Specifiable Setting Value
x1	<ul style="list-style-type: none"> Integer from 0 to 65535
y1	<ul style="list-style-type: none"> Integer from 0 to 65535
x2	<ul style="list-style-type: none"> Integer from 0 to 65535
y2	<ul style="list-style-type: none"> Integer from 0 to 65535

Parameter	Specifiable Setting Value
lineStyle	<ul style="list-style-type: none"> • EPOS2_LINE_THIN • EPOS2_LINE_MEDIUM • EPOS2_LINE_THICK • EPOS2_PARAM_DEFAULT

- addPageRectangle

Parameter	Specifiable Setting Value
x1	<ul style="list-style-type: none"> • Integer from 0 to 65535
y1	<ul style="list-style-type: none"> • Integer from 0 to 65535
x2	<ul style="list-style-type: none"> • Integer from 0 to 65535
y2	<ul style="list-style-type: none"> • Integer from 0 to 65535
Style	<ul style="list-style-type: none"> • EPOS2_LINE_THIN • EPOS2_LINE_MEDIUM • EPOS2_LINE_THICK • EPOS2_PARAM_DEFAULT

- addSound

Parameter	Specifiable Setting Value
pattern	<ul style="list-style-type: none"> • EPOS2_PATTERN_NONE • EPOS2_PATTERN_A • EPOS2_PATTERN_B • EPOS2_PATTERN_C • EPOS2_PATTERN_D • EPOS2_PATTERN_E • EPOS2_PATTERN_ERROR • EPOS2_PATTERN_PAPER_EMPTY • EPOS2_PARAM_DEFAULT
repeat	<ul style="list-style-type: none"> • 0 • 1 to 255 • EPOS2_PARAM_DEFAULT
cycle	<ul style="list-style-type: none"> • 1000 to 25500 • EPOS2_PARAM_DEFAULT

Epos2LineDisplay Class

- initWithDisplayModel

Parameter	Specifiable Setting Value
displaySeries	<ul style="list-style-type: none"> • EPOS2_DM_D30 • EPOS2_DM_D70

TM-T20**Printer Specifications**

Item	58mm Specification	80mm Specification
Amount of initial feed	30 dots	
Initial page mode area	420 x 831 dots	576 x 831 dots
Maximum page mode area	420 x 1662 dots	576 x 1662 dots
Baseline of Font A	21 dots from the top of the character	
Baseline of Font B	16 dots from the top of the character	

APIs for which restricted parameter setting values can be specified**Epos2Printer Class**

- initWithPrinterSeries

Parameter	Specifiable Setting Value
printerSeries	<ul style="list-style-type: none"> • EPOS2_TM_T20
lang	<ul style="list-style-type: none"> • EPOS2_MODEL_ANK

- addTextLang

Parameter	Specifiable Setting Value
lang	<ul style="list-style-type: none"> • EPOS2_LANG_EN (default) • EPOS2_LANG_JA • EPOS2_LANG_ZH_CN • EPOS2_LANG_ZH_TW • EPOS2_LANG_KO • EPOS2_LANG_TH • EPOS2_LANG_VI • EPOS2_PARAM_DEFAULT

- addTextFont

Parameter	Specifiable Setting Value
font	<ul style="list-style-type: none"> • EPOS2_FONT_A (default) • EPOS2_FONT_B • EPOS2_PARAM_DEFAULT

- addTextStyle

Parameter	Specifiable Setting Value
reverse	<ul style="list-style-type: none"> • EPOS2_TRUE • EPOS2_FALSE (default) • EPOS2_PARAM_UNSPECIFIED • EPOS2_PARAM_DEFAULT
ul	<ul style="list-style-type: none"> • EPOS2_TRUE • EPOS2_FALSE (default) • EPOS2_PARAM_UNSPECIFIED • EPOS2_PARAM_DEFAULT
em	<ul style="list-style-type: none"> • EPOS2_TRUE • EPOS2_FALSE (default) • EPOS2_PARAM_UNSPECIFIED • EPOS2_PARAM_DEFAULT
color	<ul style="list-style-type: none"> • EPOS2_COLOR_1 (default) • EPOS2_PARAM_UNSPECIFIED • EPOS2_PARAM_DEFAULT

- addImage

Parameter	Specifiable Setting Value
data	-
x	<ul style="list-style-type: none"> • Integer from 0 to 65534
y	<ul style="list-style-type: none"> • Integer from 0 to 65534
width	<ul style="list-style-type: none"> • Integer from 1 to 65535
height	<ul style="list-style-type: none"> • Integer from 1 to 65535
color	<ul style="list-style-type: none"> • EPOS2_COLOR_1 • EPOS2_PARAM_DEFAULT
mode	<ul style="list-style-type: none"> • EPOS2_MODE_MONO • EPOS2_MODE_MONO_HIGH_DENSITY • EPOS2_PARAM_DEFAULT
halftone	<ul style="list-style-type: none"> • EPOS2_HALFTONE_DITHER • EPOS2_HALFTONE_ERROR_DIFFUSION • EPOS2_HALFTONE_THRESHOLD • EPOS2_PARAM_DEFAULT
brightness	<ul style="list-style-type: none"> • Real number from 0.1 to 10.0 • EPOS2_PARAM_DEFAULT

Parameter	Specifiable Setting Value
compress	<ul style="list-style-type: none"> • EPOS2_COMPRESS_DEFLATE • EPOS2_COMPRESS_NONE • EPOS2_COMPRESS_AUTO • EPOS2_PARAM_DEFAULT

- addBarcode

Parameter	Specifiable Setting Value
data	-
type	<ul style="list-style-type: none"> • EPOS2_BARCODE_UPC_A • EPOS2_BARCODE_UPC_E • EPOS2_BARCODE_EAN13 • EPOS2_BARCODE_JAN13 • EPOS2_BARCODE_EAN8 • EPOS2_BARCODE_JAN8 • EPOS2_BARCODE_CODE39 • EPOS2_BARCODE_ITF • EPOS2_BARCODE_CODABAR • EPOS2_BARCODE_CODE93 • EPOS2_BARCODE_CODE128 • EPOS2_BARCODE_GS1_128 • EPOS2_BARCODE_GS1_DATABAR_OMNIDIRECTIONAL • EPOS2_BARCODE_GS1_DATABAR_TRUNCATED • EPOS2_BARCODE_GS1_DATABAR_LIMITED • EPOS2_BARCODE_GS1_DATABAR_EXPANDED
hri	<ul style="list-style-type: none"> • EPOS2_HRI_NONE (default) • EPOS2_HRI_ABOVE • EPOS2_HRI_BELOW • EPOS2_HRI_BOTH • EPOS2_PARAM_DEFAULT • EPOS2_PARAM_UNSPECIFIED
font	<ul style="list-style-type: none"> • EPOS2_FONT_A (default) • EPOS2_FONT_B • EPOS2_PARAM_DEFAULT • EPOS2_PARAM_UNSPECIFIED
width	<ul style="list-style-type: none"> • Integer from 2 to 6 • EPOS2_PARAM_UNSPECIFIED
height	<ul style="list-style-type: none"> • Integer from 1 to 255 • EPOS2_PARAM_UNSPECIFIED

- addSymbol

Parameter	Specifiable Setting Value
data	-
type	<ul style="list-style-type: none"> • EPOS2_SYMBOL_PDF417_STANDARD • EPOS2_SYMBOL_PDF417_TRUNCATED • EPOS2_SYMBOL_QRCODE_MODEL_1 • EPOS2_SYMBOL_QRCODE_MODEL_2 • EPOS2_SYMBOL_MAXICODE_MODE_2 • EPOS2_SYMBOL_MAXICODE_MODE_3 • EPOS2_SYMBOL_MAXICODE_MODE_4 • EPOS2_SYMBOL_MAXICODE_MODE_5 • EPOS2_SYMBOL_MAXICODE_MODE_6 • EPOS2_SYMBOL_GS1_DATABAR_STACKED • EPOS2_SYMBOL_GS1_DATABAR_STACKED_OMNIDIRECTIONAL • EPOS2_SYMBOL_GS1_DATABAR_EXPANDED_STACKED
level	<ul style="list-style-type: none"> • EPOS2_LEVEL_0 • EPOS2_LEVEL_1 • EPOS2_LEVEL_2 • EPOS2_LEVEL_3 • EPOS2_LEVEL_4 • EPOS2_LEVEL_5 • EPOS2_LEVEL_6 • EPOS2_LEVEL_7 • EPOS2_LEVEL_8 • EPOS2_LEVEL_L • EPOS2_LEVEL_M • EPOS2_LEVEL_Q • EPOS2_LEVEL_H • EPOS2_PARAM_DEFAULT • EPOS2_PARAM_UNSPECIFIED

- addCut

Parameter	Specifiable Setting Value
type	<ul style="list-style-type: none"> • EPOS2_CUT_FEED • EPOS2_CUT_NO_FEED • EPOS2_PARAM_DEFAULT

- addSound

Parameter	Specifiable Setting Value
pattern	<ul style="list-style-type: none">• EPOS2_PATTERN_NONE• EPOS2_PATTERN_A• EPOS2_PATTERN_B• EPOS2_PATTERN_C• EPOS2_PATTERN_D• EPOS2_PATTERN_E• EPOS2_PATTERN_ERROR• EPOS2_PATTERN_PAPER_EMPTY• EPOS2_PARAM_DEFAULT
repeat	<ul style="list-style-type: none">• 1 to 255• EPOS2_PARAM_DEFAULT

TM-T20II**Printer Specifications**

Item	58mm Specification	80mm Specification
Amount of initial feed	30 dots	
Initial page mode area	420 x 831 dots	576 x 831 dots
Maximum page mode area	420 x 1662 dots	576 x 1662 dots
Baseline of Font A	21 dots from the top of the character	
Baseline of Font B	16 dots from the top of the character	

APIs for which restricted parameter setting values can be specified**Epos2Printer Class**

- initWithPrinterSeries

Parameter	Specifiable Setting Value
printerSeries	<ul style="list-style-type: none"> • EPOS2_TM_T20
lang	<ul style="list-style-type: none"> • EPOS2_MODEL_ANK

- addTextLang

Parameter	Specifiable Setting Value
lang	<ul style="list-style-type: none"> • EPOS2_LANG_EN (default) • EPOS2_LANG_JA • EPOS2_LANG_ZH_CN • EPOS2_LANG_ZH_TW • EPOS2_LANG_KO • EPOS2_LANG_TH • EPOS2_LANG_VI • EPOS2_PARAM_DEFAULT

- addTextFont

Parameter	Specifiable Setting Value
font	<ul style="list-style-type: none"> • EPOS2_FONT_A (default) • EPOS2_FONT_B • EPOS2_PARAM_DEFAULT

- addTextStyle

Parameter	Specifiable Setting Value
reverse	<ul style="list-style-type: none"> • EPOS2_TRUE • EPOS2_FALSE (default) • EPOS2_PARAM_UNSPECIFIED • EPOS2_PARAM_DEFAULT
ul	<ul style="list-style-type: none"> • EPOS2_TRUE • EPOS2_FALSE (default) • EPOS2_PARAM_UNSPECIFIED • EPOS2_PARAM_DEFAULT
em	<ul style="list-style-type: none"> • EPOS2_TRUE • EPOS2_FALSE (default) • EPOS2_PARAM_UNSPECIFIED • EPOS2_PARAM_DEFAULT
color	<ul style="list-style-type: none"> • EPOS2_COLOR_1 (default) • EPOS2_PARAM_UNSPECIFIED • EPOS2_PARAM_DEFAULT

- addImage

Parameter	Specifiable Setting Value
data	-
x	<ul style="list-style-type: none"> • Integer from 0 to 65534
y	<ul style="list-style-type: none"> • Integer from 0 to 65534
width	<ul style="list-style-type: none"> • Integer from 1 to 65535
height	<ul style="list-style-type: none"> • Integer from 1 to 65535
color	<ul style="list-style-type: none"> • EPOS2_COLOR_1 • EPOS2_PARAM_DEFAULT
mode	<ul style="list-style-type: none"> • EPOS2_MODE_MONO • EPOS2_MODE_MONO_HIGH_DENSITY • EPOS2_PARAM_DEFAULT
halftone	<ul style="list-style-type: none"> • EPOS2_HALFTONE_DITHER • EPOS2_HALFTONE_ERROR_DIFFUSION • EPOS2_HALFTONE_THRESHOLD • EPOS2_PARAM_DEFAULT
brightness	<ul style="list-style-type: none"> • Real number from 0.1 to 10.0 • EPOS2_PARAM_DEFAULT

Parameter	Specifiable Setting Value
compress	<ul style="list-style-type: none"> • EPOS2_COMPRESS_DEFLATE • EPOS2_COMPRESS_NONE • EPOS2_COMPRESS_AUTO • EPOS2_PARAM_DEFAULT

- addBarcode

Parameter	Specifiable Setting Value
data	-
type	<ul style="list-style-type: none"> • EPOS2_BARCODE_UPC_A • EPOS2_BARCODE_UPC_E • EPOS2_BARCODE_EAN13 • EPOS2_BARCODE_JAN13 • EPOS2_BARCODE_EAN8 • EPOS2_BARCODE_JAN8 • EPOS2_BARCODE_CODE39 • EPOS2_BARCODE_ITF • EPOS2_BARCODE_CODABAR • EPOS2_BARCODE_CODE93 • EPOS2_BARCODE_CODE128 • EPOS2_BARCODE_GS1_128 • EPOS2_BARCODE_GS1_DATABAR_OMNIDIRECTIONAL • EPOS2_BARCODE_GS1_DATABAR_TRUNCATED • EPOS2_BARCODE_GS1_DATABAR_LIMITED • EPOS2_BARCODE_GS1_DATABAR_EXPANDED
hri	<ul style="list-style-type: none"> • EPOS2_HRI_NONE (default) • EPOS2_HRI_ABOVE • EPOS2_HRI_BELOW • EPOS2_HRI_BOTH • EPOS2_PARAM_DEFAULT • EPOS2_PARAM_UNSPECIFIED
font	<ul style="list-style-type: none"> • EPOS2_FONT_A (default) • EPOS2_FONT_B • EPOS2_PARAM_DEFAULT • EPOS2_PARAM_UNSPECIFIED
width	<ul style="list-style-type: none"> • Integer from 2 to 6 • EPOS2_PARAM_UNSPECIFIED
height	<ul style="list-style-type: none"> • Integer from 1 to 255 • EPOS2_PARAM_UNSPECIFIED

- addSymbol

Parameter	Specifiable Setting Value
data	-
type	<ul style="list-style-type: none"> • EPOS2_SYMBOL_PDF417_STANDARD • EPOS2_SYMBOL_PDF417_TRUNCATED • EPOS2_SYMBOL_QRCODE_MODEL_1 • EPOS2_SYMBOL_QRCODE_MODEL_2 • EPOS2_SYMBOL_MAXICODE_MODE_2 • EPOS2_SYMBOL_MAXICODE_MODE_3 • EPOS2_SYMBOL_MAXICODE_MODE_4 • EPOS2_SYMBOL_MAXICODE_MODE_5 • EPOS2_SYMBOL_MAXICODE_MODE_6 • EPOS2_SYMBOL_GS1_DATABAR_STACKED • EPOS2_SYMBOL_GS1_DATABAR_STACKED_OMNIDIRECTIONAL • EPOS2_SYMBOL_GS1_DATABAR_EXPANDED_STACKED
level	<ul style="list-style-type: none"> • EPOS2_LEVEL_0 • EPOS2_LEVEL_1 • EPOS2_LEVEL_2 • EPOS2_LEVEL_3 • EPOS2_LEVEL_4 • EPOS2_LEVEL_5 • EPOS2_LEVEL_6 • EPOS2_LEVEL_7 • EPOS2_LEVEL_8 • EPOS2_LEVEL_L • EPOS2_LEVEL_M • EPOS2_LEVEL_Q • EPOS2_LEVEL_H • EPOS2_PARAM_DEFAULT • EPOS2_PARAM_UNSPECIFIED

- addCut

Parameter	Specifiable Setting Value
type	<ul style="list-style-type: none"> • EPOS2_CUT_FEED • EPOS2_CUT_NO_FEED • EPOS2_PARAM_DEFAULT

- addSound

Parameter	Specificable Setting Value
pattern	<ul style="list-style-type: none"> • EPOS2_PATTERN_NONE • EPOS2_PATTERN_A • EPOS2_PATTERN_B • EPOS2_PATTERN_C • EPOS2_PATTERN_D • EPOS2_PATTERN_E • EPOS2_PATTERN_ERROR • EPOS2_PATTERN_PAPER_EMPTY • EPOS2_PARAM_DEFAULT
repeat	<ul style="list-style-type: none"> • 1 to 255 • EPOS2_PARAM_DEFAULT

- setPrinterSetting

Parameter	Specificable Setting Value
timeout	<ul style="list-style-type: none"> • Integer from 5000 to 600000 • EPOS2_PARAM_DEFAULT
list	-
type	<ul style="list-style-type: none"> • EPOS2_PRINTER_SETTING_PRINTDENSITY • EPOS2_PRINTER_SETTING_PRINTSPEED
value	<ul style="list-style-type: none"> • EPOS2_PRINTER_SETTING_PRINTDENSITY85 • EPOS2_PRINTER_SETTING_PRINTDENSITY90 • EPOS2_PRINTER_SETTING_PRINTDENSITY95 • EPOS2_PRINTER_SETTING_PRINTDENSITY100 • EPOS2_PRINTER_SETTING_PRINTDENSITY105 • EPOS2_PRINTER_SETTING_PRINTDENSITY110 • EPOS2_PRINTER_SETTING_PRINTDENSITY115 • EPOS2_PRINTER_SETTING_PRINTSPEED1 • EPOS2_PRINTER_SETTING_PRINTSPEED2 • EPOS2_PRINTER_SETTING_PRINTSPEED3 • EPOS2_PRINTER_SETTING_PRINTSPEED4 • EPOS2_PRINTER_SETTING_PRINTSPEED5 • EPOS2_PRINTER_SETTING_PRINTSPEED6 • EPOS2_PRINTER_SETTING_PRINTSPEED7 • EPOS2_PRINTER_SETTING_PRINTSPEED8 • EPOS2_PRINTER_SETTING_PRINTSPEED9 • EPOS2_PRINTER_SETTING_PRINTSPEED10 • EPOS2_PRINTER_SETTING_PRINTSPEED11 • EPOS2_PRINTER_SETTING_PRINTSPEED12 • EPOS2_PRINTER_SETTING_PRINTSPEED13
delegate	-

TM-T20III**Printer Specifications**

Item		58mm Specification	80mm Specification
Amount of initial feed		30 dots	
Initial page mode area	Standard mode	420 x 1662 dots	576 x 1662 dots
	42 column mode	378 x 1662 dots	546 x 1662 dots
Maximum page mode area	Standard mode	464 x 3324 dots	639 x 3324 dots
	42 column mode	639 x 3324 dots	
Baseline of Font A		21 dots from the top of the character	
Baseline of Font B		16 dots from the top of the character	

APIs for which restricted parameter setting values can be specified**Epos2Printer Class**

- initWithPrinterSeries

Parameter	Specifiable Setting Value
printerSeries	<ul style="list-style-type: none"> • EPOS2_TM_T20
lang	<ul style="list-style-type: none"> • EPOS2_MODEL_ANK

- addTextLang

Parameter	Specifiable Setting Value
lang	<ul style="list-style-type: none"> • EPOS2_LANG_EN (default) • EPOS2_LANG_JA • EPOS2_LANG_ZH_CN • EPOS2_LANG_ZH_TW • EPOS2_LANG_KO • EPOS2_LANG_TH • EPOS2_LANG_VI • EPOS2_PARAM_DEFAULT

- addTextFont

Parameter	Specifiable Setting Value
font	<ul style="list-style-type: none"> • EPOS2_FONT_A (default) • EPOS2_FONT_B • EPOS2_PARAM_DEFAULT

- addTextStyle

Parameter	Specifiable Setting Value
reverse	<ul style="list-style-type: none"> • EPOS2_TRUE • EPOS2_FALSE (default) • EPOS2_PARAM_UNSPECIFIED • EPOS2_PARAM_DEFAULT
ul	<ul style="list-style-type: none"> • EPOS2_TRUE • EPOS2_FALSE (default) • EPOS2_PARAM_UNSPECIFIED • EPOS2_PARAM_DEFAULT
em	<ul style="list-style-type: none"> • EPOS2_TRUE • EPOS2_FALSE (default) • EPOS2_PARAM_UNSPECIFIED • EPOS2_PARAM_DEFAULT
color	<ul style="list-style-type: none"> • EPOS2_COLOR_1 (default) • EPOS2_PARAM_UNSPECIFIED • EPOS2_PARAM_DEFAULT

- addImage

Parameter	Specifiable Setting Value
data	-
x	<ul style="list-style-type: none"> • Integer from 0 to 65534
y	<ul style="list-style-type: none"> • Integer from 0 to 65534
width	<ul style="list-style-type: none"> • Integer from 1 to 65535
height	<ul style="list-style-type: none"> • Integer from 1 to 65535
color	<ul style="list-style-type: none"> • EPOS2_COLOR_1 • EPOS2_PARAM_DEFAULT
mode	<ul style="list-style-type: none"> • EPOS2_MODE_MONO • EPOS2_MODE_MONO_HIGH_DENSITY • EPOS2_PARAM_DEFAULT
halftone	<ul style="list-style-type: none"> • EPOS2_HALFTONE_DITHER • EPOS2_HALFTONE_ERROR_DIFFUSION • EPOS2_HALFTONE_THRESHOLD • EPOS2_PARAM_DEFAULT
brightness	<ul style="list-style-type: none"> • Real number from 0.1 to 10.0 • EPOS2_PARAM_DEFAULT

Parameter	Specifiable Setting Value
compress	<ul style="list-style-type: none"> • EPOS2_COMPRESS_DEFLATE • EPOS2_COMPRESS_NONE • EPOS2_COMPRESS_AUTO • EPOS2_PARAM_DEFAULT

- addBarcode

Parameter	Specifiable Setting Value
data	-
type	<ul style="list-style-type: none"> • EPOS2_BARCODE_UPC_A • EPOS2_BARCODE_UPC_E • EPOS2_BARCODE_EAN13 • EPOS2_BARCODE_JAN13 • EPOS2_BARCODE_EAN8 • EPOS2_BARCODE_JAN8 • EPOS2_BARCODE_CODE39 • EPOS2_BARCODE_ITF • EPOS2_BARCODE_CODABAR • EPOS2_BARCODE_CODE93 • EPOS2_BARCODE_CODE128 • EPOS2_BARCODE_GS1_128 • EPOS2_BARCODE_GS1_DATABAR_OMNIDIRECTIONAL • EPOS2_BARCODE_GS1_DATABAR_TRUNCATED • EPOS2_BARCODE_GS1_DATABAR_LIMITED • EPOS2_BARCODE_GS1_DATABAR_EXPANDED
hri	<ul style="list-style-type: none"> • EPOS2_HRI_NONE (default) • EPOS2_HRI_ABOVE • EPOS2_HRI_BELOW • EPOS2_HRI_BOTH • EPOS2_PARAM_DEFAULT • EPOS2_PARAM_UNSPECIFIED
font	<ul style="list-style-type: none"> • EPOS2_FONT_A (default) • EPOS2_FONT_B • EPOS2_PARAM_DEFAULT • EPOS2_PARAM_UNSPECIFIED
width	<ul style="list-style-type: none"> • Integer from 2 to 6 • EPOS2_PARAM_UNSPECIFIED
height	<ul style="list-style-type: none"> • Integer from 1 to 255 • EPOS2_PARAM_UNSPECIFIED

- addSymbol

Parameter	Specifiable Setting Value
data	-
type	<ul style="list-style-type: none"> • EPOS2_SYMBOL_PDF417_STANDARD • EPOS2_SYMBOL_PDF417_TRUNCATED • EPOS2_SYMBOL_QRCODE_MODEL_1 • EPOS2_SYMBOL_QRCODE_MODEL_2 • EPOS2_SYMBOL_MAXICODE_MODE_2 • EPOS2_SYMBOL_MAXICODE_MODE_3 • EPOS2_SYMBOL_MAXICODE_MODE_4 • EPOS2_SYMBOL_MAXICODE_MODE_5 • EPOS2_SYMBOL_MAXICODE_MODE_6 • EPOS2_SYMBOL_GS1_DATABAR_STACKED • EPOS2_SYMBOL_GS1_DATABAR_STACKED_OMNIDIRECTIONAL • EPOS2_SYMBOL_GS1_DATABAR_EXPANDED_STACKED • EPOS2_SYMBOL_AZTECCODE_FULLRANGE • EPOS2_SYMBOL_AZTECCODE_COMPACT • EPOS2_SYMBOL_DATAMATRIX_SQUARE • EPOS2_SYMBOL_DATAMATRIX_RECTANGLE_8 • EPOS2_SYMBOL_DATAMATRIX_RECTANGLE_12 • EPOS2_SYMBOL_DATAMATRIX_RECTANGLE_16
level	<ul style="list-style-type: none"> • EPOS2_LEVEL_0 • EPOS2_LEVEL_1 • EPOS2_LEVEL_2 • EPOS2_LEVEL_3 • EPOS2_LEVEL_4 • EPOS2_LEVEL_5 • EPOS2_LEVEL_6 • EPOS2_LEVEL_7 • EPOS2_LEVEL_8 • EPOS2_LEVEL_L • EPOS2_LEVEL_M • EPOS2_LEVEL_Q • EPOS2_LEVEL_H • Integer from 5 to 95 • EPOS2_PARAM_DEFAULT • EPOS2_PARAM_UNSPECIFIED

- addCut

Parameter	Specificable Setting Value
type	<ul style="list-style-type: none"> • EPOS2_CUT_FEED • EPOS2_CUT_NO_FEED • EPOS2_PARAM_DEFAULT

- addSound

Parameter	Specificable Setting Value
pattern	<ul style="list-style-type: none"> • EPOS2_PATTERN_NONE • EPOS2_PATTERN_A • EPOS2_PATTERN_B • EPOS2_PATTERN_C • EPOS2_PATTERN_D • EPOS2_PATTERN_E • EPOS2_PATTERN_ERROR • EPOS2_PATTERN_PAPER_EMPTY • EPOS2_PARAM_DEFAULT
repeat	<ul style="list-style-type: none"> • 1 to 255 • EPOS2_PARAM_DEFAULT

- setPrinterSetting

Parameter	Specificable Setting Value
timeout	<ul style="list-style-type: none"> • Integer from 5000 to 600000 • EPOS2_PARAM_DEFAULT
list	-
type	<ul style="list-style-type: none"> • EPOS2_PRINTER_SETTING_PRINTDENSITY • EPOS2_PRINTER_SETTING_PRINTSPEED

Parameter	Specifiable Setting Value
value	<ul style="list-style-type: none"> • EPOS2_PRINTER_SETTING_PRINTDENSITY85 • EPOS2_PRINTER_SETTING_PRINTDENSITY90 • EPOS2_PRINTER_SETTING_PRINTDENSITY95 • EPOS2_PRINTER_SETTING_PRINTDENSITY100 • EPOS2_PRINTER_SETTING_PRINTDENSITY105 • EPOS2_PRINTER_SETTING_PRINTDENSITY110 • EPOS2_PRINTER_SETTING_PRINTDENSITY115 • EPOS2_PRINTER_SETTING_PRINTSPEED1 • EPOS2_PRINTER_SETTING_PRINTSPEED2 • EPOS2_PRINTER_SETTING_PRINTSPEED3 • EPOS2_PRINTER_SETTING_PRINTSPEED4 • EPOS2_PRINTER_SETTING_PRINTSPEED5 • EPOS2_PRINTER_SETTING_PRINTSPEED6 • EPOS2_PRINTER_SETTING_PRINTSPEED7 • EPOS2_PRINTER_SETTING_PRINTSPEED8 • EPOS2_PRINTER_SETTING_PRINTSPEED9 • EPOS2_PRINTER_SETTING_PRINTSPEED10 • EPOS2_PRINTER_SETTING_PRINTSPEED11 • EPOS2_PRINTER_SETTING_PRINTSPEED12 • EPOS2_PRINTER_SETTING_PRINTSPEED13
delegate	-

TM-T20III**Printer Specifications**

Item	80mm Specification
Amount of initial feed	30 dots
Initial page mode area	576 x 831 dots
Maximum page mode area	576 x 1662 dots
Baseline of Font A	21 dots from the top of the character
Baseline of Font B	16 dots from the top of the character

APIs for which restricted parameter setting values can be specified**Epos2Printer Class**

- initWithPrinterSeries

Parameter	Specificable Setting Value
printerSeries	<ul style="list-style-type: none"> • EPOS2_TM_T20
lang	<ul style="list-style-type: none"> • EPOS2_MODEL_ANK

- addTextLang

Parameter	Specificable Setting Value
lang	<ul style="list-style-type: none"> • EPOS2_LANG_EN (default) • EPOS2_LANG_JA • EPOS2_LANG_ZH_CN • EPOS2_LANG_ZH_TW • EPOS2_LANG_KO • EPOS2_LANG_TH • EPOS2_LANG_VI • EPOS2_PARAM_DEFAULT

- addTextFont

Parameter	Specificable Setting Value
font	<ul style="list-style-type: none"> • EPOS2_FONT_A (default) • EPOS2_FONT_B • EPOS2_PARAM_DEFAULT

- addTextStyle

Parameter	Specifiable Setting Value
reverse	<ul style="list-style-type: none"> • EPOS2_TRUE • EPOS2_FALSE (default) • EPOS2_PARAM_UNSPECIFIED • EPOS2_PARAM_DEFAULT
ul	<ul style="list-style-type: none"> • EPOS2_TRUE • EPOS2_FALSE (default) • EPOS2_PARAM_UNSPECIFIED • EPOS2_PARAM_DEFAULT
em	<ul style="list-style-type: none"> • EPOS2_TRUE • EPOS2_FALSE (default) • EPOS2_PARAM_UNSPECIFIED • EPOS2_PARAM_DEFAULT
color	<ul style="list-style-type: none"> • EPOS2_COLOR_1 (default) • EPOS2_PARAM_UNSPECIFIED • EPOS2_PARAM_DEFAULT

- addImage

Parameter	Specifiable Setting Value
data	-
x	<ul style="list-style-type: none"> • Integer from 0 to 65534
y	<ul style="list-style-type: none"> • Integer from 0 to 65534
width	<ul style="list-style-type: none"> • Integer from 1 to 65535
height	<ul style="list-style-type: none"> • Integer from 1 to 65535
color	<ul style="list-style-type: none"> • EPOS2_COLOR_1 • EPOS2_PARAM_DEFAULT
mode	<ul style="list-style-type: none"> • EPOS2_MODE_MONO • EPOS2_MODE_MONO_HIGH_DENSITY • EPOS2_PARAM_DEFAULT
halftone	<ul style="list-style-type: none"> • EPOS2_HALFTONE_DITHER • EPOS2_HALFTONE_ERROR_DIFFUSION • EPOS2_HALFTONE_THRESHOLD • EPOS2_PARAM_DEFAULT
brightness	<ul style="list-style-type: none"> • Real number from 0.1 to 10.0 • EPOS2_PARAM_DEFAULT

Parameter	Specifiable Setting Value
compress	<ul style="list-style-type: none"> • EPOS2_COMPRESS_DEFLATE • EPOS2_COMPRESS_NONE • EPOS2_COMPRESS_AUTO • EPOS2_PARAM_DEFAULT

- addBarcode

Parameter	Specifiable Setting Value
data	-
type	<ul style="list-style-type: none"> • EPOS2_BARCODE_UPC_A • EPOS2_BARCODE_UPC_E • EPOS2_BARCODE_EAN13 • EPOS2_BARCODE_JAN13 • EPOS2_BARCODE_EAN8 • EPOS2_BARCODE_JAN8 • EPOS2_BARCODE_CODE39 • EPOS2_BARCODE_ITF • EPOS2_BARCODE_CODABAR • EPOS2_BARCODE_CODE93 • EPOS2_BARCODE_CODE128 • EPOS2_BARCODE_GS1_128 • EPOS2_BARCODE_GS1_DATABAR_OMNIDIRECTIONAL • EPOS2_BARCODE_GS1_DATABAR_TRUNCATED • EPOS2_BARCODE_GS1_DATABAR_LIMITED • EPOS2_BARCODE_GS1_DATABAR_EXPANDED
hri	<ul style="list-style-type: none"> • EPOS2_HRI_NONE (default) • EPOS2_HRI_ABOVE • EPOS2_HRI_BELOW • EPOS2_HRI_BOTH • EPOS2_PARAM_DEFAULT • EPOS2_PARAM_UNSPECIFIED
font	<ul style="list-style-type: none"> • EPOS2_FONT_A (default) • EPOS2_FONT_B • EPOS2_PARAM_DEFAULT • EPOS2_PARAM_UNSPECIFIED
width	<ul style="list-style-type: none"> • Integer from 2 to 6 • EPOS2_PARAM_UNSPECIFIED
height	<ul style="list-style-type: none"> • Integer from 1 to 255 • EPOS2_PARAM_UNSPECIFIED

- addSymbol

Parameter	Specifiable Setting Value
data	-
type	<ul style="list-style-type: none"> • EPOS2_SYMBOL_PDF417_STANDARD • EPOS2_SYMBOL_PDF417_TRUNCATED • EPOS2_SYMBOL_QRCODE_MODEL_1 • EPOS2_SYMBOL_QRCODE_MODEL_2 • EPOS2_SYMBOL_MAXICODE_MODE_2 • EPOS2_SYMBOL_MAXICODE_MODE_3 • EPOS2_SYMBOL_MAXICODE_MODE_4 • EPOS2_SYMBOL_MAXICODE_MODE_5 • EPOS2_SYMBOL_MAXICODE_MODE_6 • EPOS2_SYMBOL_GS1_DATABAR_STACKED • EPOS2_SYMBOL_GS1_DATABAR_STACKED_OMNIDIRECTIONAL • EPOS2_SYMBOL_GS1_DATABAR_EXPANDED_STACKED
level	<ul style="list-style-type: none"> • EPOS2_LEVEL_0 • EPOS2_LEVEL_1 • EPOS2_LEVEL_2 • EPOS2_LEVEL_3 • EPOS2_LEVEL_4 • EPOS2_LEVEL_5 • EPOS2_LEVEL_6 • EPOS2_LEVEL_7 • EPOS2_LEVEL_8 • EPOS2_LEVEL_L • EPOS2_LEVEL_M • EPOS2_LEVEL_Q • EPOS2_LEVEL_H • EPOS2_PARAM_DEFAULT • EPOS2_PARAM_UNSPECIFIED

- addCut

Parameter	Specifiable Setting Value
type	<ul style="list-style-type: none"> • EPOS2_CUT_FEED • EPOS2_CUT_NO_FEED • EPOS2_PARAM_DEFAULT

- addSound

Parameter	Specifiable Setting Value
pattern	<ul style="list-style-type: none">• EPOS2_PATTERN_NONE• EPOS2_PATTERN_A• EPOS2_PATTERN_B• EPOS2_PATTERN_C• EPOS2_PATTERN_D• EPOS2_PATTERN_E• EPOS2_PATTERN_ERROR• EPOS2_PATTERN_PAPER_EMPTY• EPOS2_PARAM_DEFAULT
repeat	<ul style="list-style-type: none">• 1 to 255• EPOS2_PARAM_DEFAULT

TM-T20IV**Printer Specifications**

Item		58mm Specification	80mm Specification
Amount of initial feed		30 dots	
Initial page mode area	Standard mode	420 x 1662 dots	576 x 1662 dots
	42 column mode	378 x 1662 dots	546 x 1662 dots
Maximum page mode area	Standard mode	420 x 1662 dots	576 x 1662 dots
	42 column mode	378 x 1662 dots	546 x 1662 dots
Baseline of Font A		21 dots from the top of the character	
Baseline of Font B		16 dots from the top of the character	

APIs for which restricted parameter setting values can be specified**Epos2Printer Class**

- initWithPrinterSeries

Parameter	Specifiable Setting Value
printerSeries	<ul style="list-style-type: none"> • EPOS2_TM_T20
lang	<ul style="list-style-type: none"> • EPOS2_MODEL_ANK

- addTextLang

Parameter	Specifiable Setting Value
lang	<ul style="list-style-type: none"> • EPOS2_LANG_EN (default) • EPOS2_LANG_JA • EPOS2_LANG_ZH_CN • EPOS2_LANG_ZH_TW • EPOS2_LANG_KO • EPOS2_LANG_TH • EPOS2_LANG_VI • EPOS2_PARAM_DEFAULT

- addTextFont

Parameter	Specifiable Setting Value
font	<ul style="list-style-type: none"> • EPOS2_FONT_A (default) • EPOS2_FONT_B • EPOS2_PARAM_DEFAULT

- addTextStyle

Parameter	Specifiable Setting Value
reverse	<ul style="list-style-type: none"> • EPOS2_TRUE • EPOS2_FALSE (default) • EPOS2_PARAM_UNSPECIFIED • EPOS2_PARAM_DEFAULT
ul	<ul style="list-style-type: none"> • EPOS2_TRUE • EPOS2_FALSE (default) • EPOS2_PARAM_UNSPECIFIED • EPOS2_PARAM_DEFAULT
em	<ul style="list-style-type: none"> • EPOS2_TRUE • EPOS2_FALSE (default) • EPOS2_PARAM_UNSPECIFIED • EPOS2_PARAM_DEFAULT
color	<ul style="list-style-type: none"> • EPOS2_COLOR_1 (default) • EPOS2_PARAM_UNSPECIFIED • EPOS2_PARAM_DEFAULT

- addImage

Parameter	Specifiable Setting Value
data	-
x	<ul style="list-style-type: none"> • Integer from 0 to 65534
y	<ul style="list-style-type: none"> • Integer from 0 to 65534
width	<ul style="list-style-type: none"> • Integer from 1 to 65535
height	<ul style="list-style-type: none"> • Integer from 1 to 65535
color	<ul style="list-style-type: none"> • EPOS2_COLOR_1 • EPOS2_PARAM_DEFAULT
mode	<ul style="list-style-type: none"> • EPOS2_MODE_MONO • EPOS2_MODE_MONO_HIGH_DENSITY • EPOS2_PARAM_DEFAULT
halftone	<ul style="list-style-type: none"> • EPOS2_HALFTONE_DITHER • EPOS2_HALFTONE_ERROR_DIFFUSION • EPOS2_HALFTONE_THRESHOLD • EPOS2_PARAM_DEFAULT
brightness	<ul style="list-style-type: none"> • Real number from 0.1 to 10.0 • EPOS2_PARAM_DEFAULT

Parameter	Specifiable Setting Value
compress	<ul style="list-style-type: none"> • EPOS2_COMPRESS_DEFLATE • EPOS2_COMPRESS_NONE • EPOS2_COMPRESS_AUTO • EPOS2_PARAM_DEFAULT

- addBarcode

Parameter	Specifiable Setting Value
data	-
type	<ul style="list-style-type: none"> • EPOS2_BARCODE_UPC_A • EPOS2_BARCODE_UPC_E • EPOS2_BARCODE_EAN13 • EPOS2_BARCODE_JAN13 • EPOS2_BARCODE_EAN8 • EPOS2_BARCODE_JAN8 • EPOS2_BARCODE_CODE39 • EPOS2_BARCODE_ITF • EPOS2_BARCODE_CODABAR • EPOS2_BARCODE_CODE93 • EPOS2_BARCODE_CODE128 • EPOS2_BARCODE_CODE128_AUTO • EPOS2_BARCODE_GS1_128 • EPOS2_BARCODE_GS1_DATABAR_OMNIDIRECTIONAL • EPOS2_BARCODE_GS1_DATABAR_TRUNCATED • EPOS2_BARCODE_GS1_DATABAR_LIMITED • EPOS2_BARCODE_GS1_DATABAR_EXPANDED
hri	<ul style="list-style-type: none"> • EPOS2_HRI_NONE (default) • EPOS2_HRI_ABOVE • EPOS2_HRI_BELOW • EPOS2_HRI_BOTH • EPOS2_PARAM_DEFAULT • EPOS2_PARAM_UNSPECIFIED
font	<ul style="list-style-type: none"> • EPOS2_FONT_A (default) • EPOS2_FONT_B • EPOS2_PARAM_DEFAULT • EPOS2_PARAM_UNSPECIFIED
width	<ul style="list-style-type: none"> • Integer from 2 to 6 • EPOS2_PARAM_UNSPECIFIED
height	<ul style="list-style-type: none"> • Integer from 1 to 255 • EPOS2_PARAM_UNSPECIFIED

- addSymbol

Parameter	Specifiable Setting Value
data	-
type	<ul style="list-style-type: none"> • EPOS2_SYMBOL_PDF417_STANDARD • EPOS2_SYMBOL_PDF417_TRUNCATED • EPOS2_SYMBOL_QRCODE_MODEL_1 • EPOS2_SYMBOL_QRCODE_MODEL_2 • EPOS2_SYMBOL_MAXICODE_MODE_2 • EPOS2_SYMBOL_MAXICODE_MODE_3 • EPOS2_SYMBOL_MAXICODE_MODE_4 • EPOS2_SYMBOL_MAXICODE_MODE_5 • EPOS2_SYMBOL_MAXICODE_MODE_6 • EPOS2_SYMBOL_GS1_DATABAR_STACKED • EPOS2_SYMBOL_GS1_DATABAR_STACKED_OMNIDIRECTIONAL • EPOS2_SYMBOL_GS1_DATABAR_EXPANDED_STACKED • EPOS2_SYMBOL_AZTECCODE_FULLRANGE • EPOS2_SYMBOL_AZTECCODE_COMPACT • EPOS2_SYMBOL_DATAMATRIX_SQUARE • EPOS2_SYMBOL_DATAMATRIX_RECTANGLE_8 • EPOS2_SYMBOL_DATAMATRIX_RECTANGLE_12 • EPOS2_SYMBOL_DATAMATRIX_RECTANGLE_16
level	<ul style="list-style-type: none"> • EPOS2_LEVEL_0 • EPOS2_LEVEL_1 • EPOS2_LEVEL_2 • EPOS2_LEVEL_3 • EPOS2_LEVEL_4 • EPOS2_LEVEL_5 • EPOS2_LEVEL_6 • EPOS2_LEVEL_7 • EPOS2_LEVEL_8 • EPOS2_LEVEL_L • EPOS2_LEVEL_M • EPOS2_LEVEL_Q • EPOS2_LEVEL_H • Integer from 5 to 95 • EPOS2_PARAM_DEFAULT • EPOS2_PARAM_UNSPECIFIED

- addCut

Parameter	Specificable Setting Value
type	<ul style="list-style-type: none"> • EPOS2_CUT_FEED • EPOS2_CUT_NO_FEED • EPOS2_PARAM_DEFAULT

- addSound

Parameter	Specificable Setting Value
pattern	<ul style="list-style-type: none"> • EPOS2_PATTERN_NONE • EPOS2_PATTERN_A • EPOS2_PATTERN_B • EPOS2_PATTERN_C • EPOS2_PATTERN_D • EPOS2_PATTERN_E • EPOS2_PATTERN_ERROR • EPOS2_PATTERN_PAPER_EMPTY • EPOS2_PARAM_DEFAULT
repeat	<ul style="list-style-type: none"> • 1 to 255 • EPOS2_PARAM_DEFAULT

- setPrinterSetting

Parameter	Specificable Setting Value
timeout	<ul style="list-style-type: none"> • Integer from 5000 to 600000 • EPOS2_PARAM_DEFAULT
list	-
type	<ul style="list-style-type: none"> • EPOS2_PRINTER_SETTING_PAPERWIDTH • EPOS2_PRINTER_SETTING_PRINTDENSITY • EPOS2_PRINTER_SETTING_PRINTSPEED

Parameter	Specifiable Setting Value
value	<ul style="list-style-type: none"> • EPOS2_PRINTER_SETTING_PAPERWIDTH58_0 • EPOS2_PRINTER_SETTING_PAPERWIDTH80_0 • EPOS2_PRINTER_SETTING_PRINTDENSITY85 • EPOS2_PRINTER_SETTING_PRINTDENSITY90 • EPOS2_PRINTER_SETTING_PRINTDENSITY95 • EPOS2_PRINTER_SETTING_PRINTDENSITY100 • EPOS2_PRINTER_SETTING_PRINTDENSITY105 • EPOS2_PRINTER_SETTING_PRINTDENSITY110 • EPOS2_PRINTER_SETTING_PRINTDENSITY115 • EPOS2_PRINTER_SETTING_PRINTSPEED1 • EPOS2_PRINTER_SETTING_PRINTSPEED2 • EPOS2_PRINTER_SETTING_PRINTSPEED3 • EPOS2_PRINTER_SETTING_PRINTSPEED4 • EPOS2_PRINTER_SETTING_PRINTSPEED5 • EPOS2_PRINTER_SETTING_PRINTSPEED6 • EPOS2_PRINTER_SETTING_PRINTSPEED7 • EPOS2_PRINTER_SETTING_PRINTSPEED8 • EPOS2_PRINTER_SETTING_PRINTSPEED9 • EPOS2_PRINTER_SETTING_PRINTSPEED10 • EPOS2_PRINTER_SETTING_PRINTSPEED11 • EPOS2_PRINTER_SETTING_PRINTSPEED12 • EPOS2_PRINTER_SETTING_PRINTSPEED13
delegate	-

Reference information

TM-T20IV supports CODE 128 auto of addBarcode API, which is not supported by TM-T20III.

TM-T20IV-L**Printer Specifications**

Item	80mm Specification
Amount of initial feed	30 dots
Initial page mode area	576 x 831 dots
Maximum page mode area	576 x 1662 dots
Baseline of Font A	21 dots from the top of the character
Baseline of Font B	16 dots from the top of the character

APIs for which restricted parameter setting values can be specified**Epos2Printer Class**

- initWithPrinterSeries

Parameter	Specificable Setting Value
printerSeries	<ul style="list-style-type: none"> • EPOS2_TM_T20
lang	<ul style="list-style-type: none"> • EPOS2_MODEL_ANK

- addTextLang

Parameter	Specificable Setting Value
lang	<ul style="list-style-type: none"> • EPOS2_LANG_EN (default) • EPOS2_LANG_JA • EPOS2_LANG_ZH_CN • EPOS2_LANG_ZH_TW • EPOS2_LANG_KO • EPOS2_LANG_TH • EPOS2_LANG_VI • EPOS2_PARAM_DEFAULT

- addTextFont

Parameter	Specificable Setting Value
font	<ul style="list-style-type: none"> • EPOS2_FONT_A (default) • EPOS2_FONT_B • EPOS2_PARAM_DEFAULT

- addTextStyle

Parameter	Specifiable Setting Value
reverse	<ul style="list-style-type: none"> • EPOS2_TRUE • EPOS2_FALSE (default) • EPOS2_PARAM_UNSPECIFIED • EPOS2_PARAM_DEFAULT
ul	<ul style="list-style-type: none"> • EPOS2_TRUE • EPOS2_FALSE (default) • EPOS2_PARAM_UNSPECIFIED • EPOS2_PARAM_DEFAULT
em	<ul style="list-style-type: none"> • EPOS2_TRUE • EPOS2_FALSE (default) • EPOS2_PARAM_UNSPECIFIED • EPOS2_PARAM_DEFAULT
color	<ul style="list-style-type: none"> • EPOS2_COLOR_1 (default) • EPOS2_PARAM_UNSPECIFIED • EPOS2_PARAM_DEFAULT

- addImage

Parameter	Specifiable Setting Value
data	-
x	<ul style="list-style-type: none"> • Integer from 0 to 65534
y	<ul style="list-style-type: none"> • Integer from 0 to 65534
width	<ul style="list-style-type: none"> • Integer from 1 to 65535
height	<ul style="list-style-type: none"> • Integer from 1 to 65535
color	<ul style="list-style-type: none"> • EPOS2_COLOR_1 • EPOS2_PARAM_DEFAULT
mode	<ul style="list-style-type: none"> • EPOS2_MODE_MONO • EPOS2_MODE_MONO_HIGH_DENSITY • EPOS2_PARAM_DEFAULT
halftone	<ul style="list-style-type: none"> • EPOS2_HALFTONE_DITHER • EPOS2_HALFTONE_ERROR_DIFFUSION • EPOS2_HALFTONE_THRESHOLD • EPOS2_PARAM_DEFAULT
brightness	<ul style="list-style-type: none"> • Real number from 0.1 to 10.0 • EPOS2_PARAM_DEFAULT

Parameter	Specifiable Setting Value
compress	<ul style="list-style-type: none"> • EPOS2_COMPRESS_DEFLATE • EPOS2_COMPRESS_NONE • EPOS2_COMPRESS_AUTO • EPOS2_PARAM_DEFAULT

- addBarcode

Parameter	Specifiable Setting Value
data	-
type	<ul style="list-style-type: none"> • EPOS2_BARCODE_UPC_A • EPOS2_BARCODE_UPC_E • EPOS2_BARCODE_EAN13 • EPOS2_BARCODE_JAN13 • EPOS2_BARCODE_EAN8 • EPOS2_BARCODE_JAN8 • EPOS2_BARCODE_CODE39 • EPOS2_BARCODE_ITF • EPOS2_BARCODE_CODABAR • EPOS2_BARCODE_CODE93 • EPOS2_BARCODE_CODE128 • EPOS2_BARCODE_CODE128_AUTO • EPOS2_BARCODE_GS1_128 • EPOS2_BARCODE_GS1_DATABAR_OMNIDIRECTIONAL • EPOS2_BARCODE_GS1_DATABAR_TRUNCATED • EPOS2_BARCODE_GS1_DATABAR_LIMITED • EPOS2_BARCODE_GS1_DATABAR_EXPANDED
hri	<ul style="list-style-type: none"> • EPOS2_HRI_NONE (default) • EPOS2_HRI_ABOVE • EPOS2_HRI_BELOW • EPOS2_HRI_BOTH • EPOS2_PARAM_DEFAULT • EPOS2_PARAM_UNSPECIFIED
font	<ul style="list-style-type: none"> • EPOS2_FONT_A (default) • EPOS2_FONT_B • EPOS2_PARAM_DEFAULT • EPOS2_PARAM_UNSPECIFIED
width	<ul style="list-style-type: none"> • Integer from 2 to 6 • EPOS2_PARAM_UNSPECIFIED
height	<ul style="list-style-type: none"> • Integer from 1 to 255 • EPOS2_PARAM_UNSPECIFIED

- addSymbol

Parameter	Specifiable Setting Value
data	-
type	<ul style="list-style-type: none"> • EPOS2_SYMBOL_PDF417_STANDARD • EPOS2_SYMBOL_PDF417_TRUNCATED • EPOS2_SYMBOL_QRCODE_MODEL_1 • EPOS2_SYMBOL_QRCODE_MODEL_2 • EPOS2_SYMBOL_MAXICODE_MODE_2 • EPOS2_SYMBOL_MAXICODE_MODE_3 • EPOS2_SYMBOL_MAXICODE_MODE_4 • EPOS2_SYMBOL_MAXICODE_MODE_5 • EPOS2_SYMBOL_MAXICODE_MODE_6 • EPOS2_SYMBOL_GS1_DATABAR_STACKED • EPOS2_SYMBOL_GS1_DATABAR_STACKED_OMNIDIRECTIONAL • EPOS2_SYMBOL_GS1_DATABAR_EXPANDED_STACKED
level	<ul style="list-style-type: none"> • EPOS2_LEVEL_0 • EPOS2_LEVEL_1 • EPOS2_LEVEL_2 • EPOS2_LEVEL_3 • EPOS2_LEVEL_4 • EPOS2_LEVEL_5 • EPOS2_LEVEL_6 • EPOS2_LEVEL_7 • EPOS2_LEVEL_8 • EPOS2_LEVEL_L • EPOS2_LEVEL_M • EPOS2_LEVEL_Q • EPOS2_LEVEL_H • EPOS2_PARAM_DEFAULT • EPOS2_PARAM_UNSPECIFIED

- addCut

Parameter	Specifiable Setting Value
type	<ul style="list-style-type: none"> • EPOS2_CUT_FEED • EPOS2_CUT_NO_FEED • EPOS2_PARAM_DEFAULT

- addSound

Parameter	Specifiable Setting Value
pattern	<ul style="list-style-type: none">• EPOS2_PATTERN_NONE• EPOS2_PATTERN_A• EPOS2_PATTERN_B• EPOS2_PATTERN_C• EPOS2_PATTERN_D• EPOS2_PATTERN_E• EPOS2_PATTERN_ERROR• EPOS2_PATTERN_PAPER_EMPTY• EPOS2_PARAM_DEFAULT
repeat	<ul style="list-style-type: none">• 1 to 255• EPOS2_PARAM_DEFAULT

Reference information

TM-T20IV-L supports CODE 128 auto of addBarcode API, which is not supported by TM-T20IIIL.

TM-T20IV-SP**Printer Specifications**

Item		58mm Specification	80mm Specification
Amount of initial feed		30 dots	
Initial page mode area	Standard mode	420 x 1662 dots	576 x 1662 dots
	42 column mode	378 x 1662 dots	546 x 1662 dots
Maximum page mode area	Standard mode	420 x 1662 dots	576 x 1662 dots
	42 column mode	378 x 1662 dots	546 x 1662 dots
Baseline of Font A		21 dots from the top of the character	
Baseline of Font B		16 dots from the top of the character	

APIs for which restricted parameter setting values can be specified**Epos2Printer Class**

- initWithPrinterSeries

Parameter	Specifiable Setting Value
printerSeries	<ul style="list-style-type: none"> • EPOS2_TM_T20
lang	<ul style="list-style-type: none"> • EPOS2_MODEL_ANK

- addTextLang

Parameter	Specifiable Setting Value
lang	<ul style="list-style-type: none"> • EPOS2_LANG_EN (default) • EPOS2_LANG_JA • EPOS2_LANG_ZH_CN • EPOS2_LANG_ZH_TW • EPOS2_LANG_KO • EPOS2_LANG_TH • EPOS2_LANG_VI • EPOS2_PARAM_DEFAULT

- addTextFont

Parameter	Specifiable Setting Value
font	<ul style="list-style-type: none"> • EPOS2_FONT_A (default) • EPOS2_FONT_B • EPOS2_PARAM_DEFAULT

- addTextStyle

Parameter	Specifiable Setting Value
reverse	<ul style="list-style-type: none"> • EPOS2_TRUE • EPOS2_FALSE (default) • EPOS2_PARAM_UNSPECIFIED • EPOS2_PARAM_DEFAULT
ul	<ul style="list-style-type: none"> • EPOS2_TRUE • EPOS2_FALSE (default) • EPOS2_PARAM_UNSPECIFIED • EPOS2_PARAM_DEFAULT
em	<ul style="list-style-type: none"> • EPOS2_TRUE • EPOS2_FALSE (default) • EPOS2_PARAM_UNSPECIFIED • EPOS2_PARAM_DEFAULT
color	<ul style="list-style-type: none"> • EPOS2_COLOR_1 (default) • EPOS2_PARAM_UNSPECIFIED • EPOS2_PARAM_DEFAULT

- addImage

Parameter	Specifiable Setting Value
data	-
x	<ul style="list-style-type: none"> • Integer from 0 to 65534
y	<ul style="list-style-type: none"> • Integer from 0 to 65534
width	<ul style="list-style-type: none"> • Integer from 1 to 65535
height	<ul style="list-style-type: none"> • Integer from 1 to 65535
color	<ul style="list-style-type: none"> • EPOS2_COLOR_1 • EPOS2_PARAM_DEFAULT
mode	<ul style="list-style-type: none"> • EPOS2_MODE_MONO • EPOS2_MODE_MONO_HIGH_DENSITY • EPOS2_PARAM_DEFAULT
halftone	<ul style="list-style-type: none"> • EPOS2_HALFTONE_DITHER • EPOS2_HALFTONE_ERROR_DIFFUSION • EPOS2_HALFTONE_THRESHOLD • EPOS2_PARAM_DEFAULT
brightness	<ul style="list-style-type: none"> • Real number from 0.1 to 10.0 • EPOS2_PARAM_DEFAULT

Parameter	Specifiable Setting Value
compress	<ul style="list-style-type: none"> • EPOS2_COMPRESS_DEFLATE • EPOS2_COMPRESS_NONE • EPOS2_COMPRESS_AUTO • EPOS2_PARAM_DEFAULT

- addBarcode

Parameter	Specifiable Setting Value
data	-
type	<ul style="list-style-type: none"> • EPOS2_BARCODE_UPC_A • EPOS2_BARCODE_UPC_E • EPOS2_BARCODE_EAN13 • EPOS2_BARCODE_JAN13 • EPOS2_BARCODE_EAN8 • EPOS2_BARCODE_JAN8 • EPOS2_BARCODE_CODE39 • EPOS2_BARCODE_ITF • EPOS2_BARCODE_CODABAR • EPOS2_BARCODE_CODE93 • EPOS2_BARCODE_CODE128 • EPOS2_BARCODE_CODE128_AUTO • EPOS2_BARCODE_GS1_128 • EPOS2_BARCODE_GS1_DATABAR_OMNIDIRECTIONAL • EPOS2_BARCODE_GS1_DATABAR_TRUNCATED • EPOS2_BARCODE_GS1_DATABAR_LIMITED • EPOS2_BARCODE_GS1_DATABAR_EXPANDED
hri	<ul style="list-style-type: none"> • EPOS2_HRI_NONE (default) • EPOS2_HRI_ABOVE • EPOS2_HRI_BELOW • EPOS2_HRI_BOTH • EPOS2_PARAM_DEFAULT • EPOS2_PARAM_UNSPECIFIED
font	<ul style="list-style-type: none"> • EPOS2_FONT_A (default) • EPOS2_FONT_B • EPOS2_PARAM_DEFAULT • EPOS2_PARAM_UNSPECIFIED
width	<ul style="list-style-type: none"> • Integer from 2 to 6 • EPOS2_PARAM_UNSPECIFIED
height	<ul style="list-style-type: none"> • Integer from 1 to 255 • EPOS2_PARAM_UNSPECIFIED

- addSymbol

Parameter	Specifiable Setting Value
data	-
type	<ul style="list-style-type: none"> • EPOS2_SYMBOL_PDF417_STANDARD • EPOS2_SYMBOL_PDF417_TRUNCATED • EPOS2_SYMBOL_QRCODE_MODEL_1 • EPOS2_SYMBOL_QRCODE_MODEL_2 • EPOS2_SYMBOL_MAXICODE_MODE_2 • EPOS2_SYMBOL_MAXICODE_MODE_3 • EPOS2_SYMBOL_MAXICODE_MODE_4 • EPOS2_SYMBOL_MAXICODE_MODE_5 • EPOS2_SYMBOL_MAXICODE_MODE_6 • EPOS2_SYMBOL_GS1_DATABAR_STACKED • EPOS2_SYMBOL_GS1_DATABAR_STACKED_OMNIDIRECTIONAL • EPOS2_SYMBOL_GS1_DATABAR_EXPANDED_STACKED • EPOS2_SYMBOL_AZTECCODE_FULLRANGE • EPOS2_SYMBOL_AZTECCODE_COMPACT • EPOS2_SYMBOL_DATAMATRIX_SQUARE • EPOS2_SYMBOL_DATAMATRIX_RECTANGLE_8 • EPOS2_SYMBOL_DATAMATRIX_RECTANGLE_12 • EPOS2_SYMBOL_DATAMATRIX_RECTANGLE_16
level	<ul style="list-style-type: none"> • EPOS2_LEVEL_0 • EPOS2_LEVEL_1 • EPOS2_LEVEL_2 • EPOS2_LEVEL_3 • EPOS2_LEVEL_4 • EPOS2_LEVEL_5 • EPOS2_LEVEL_6 • EPOS2_LEVEL_7 • EPOS2_LEVEL_8 • EPOS2_LEVEL_L • EPOS2_LEVEL_M • EPOS2_LEVEL_Q • EPOS2_LEVEL_H • Integer from 5 to 95 • EPOS2_PARAM_DEFAULT • EPOS2_PARAM_UNSPECIFIED

- addCut

Parameter	Specificable Setting Value
type	<ul style="list-style-type: none"> • EPOS2_CUT_FEED • EPOS2_CUT_NO_FEED • EPOS2_PARAM_DEFAULT

- addSound

Parameter	Specificable Setting Value
pattern	<ul style="list-style-type: none"> • EPOS2_PATTERN_NONE • EPOS2_PATTERN_A • EPOS2_PATTERN_B • EPOS2_PATTERN_C • EPOS2_PATTERN_D • EPOS2_PATTERN_E • EPOS2_PATTERN_ERROR • EPOS2_PATTERN_PAPER_EMPTY • EPOS2_PARAM_DEFAULT
repeat	<ul style="list-style-type: none"> • 1 to 255 • EPOS2_PARAM_DEFAULT

- setPrinterSetting

Parameter	Specificable Setting Value
timeout	<ul style="list-style-type: none"> • Integer from 5000 to 600000 • EPOS2_PARAM_DEFAULT
list	-
type	<ul style="list-style-type: none"> • EPOS2_PRINTER_SETTING_PAPERWIDTH • EPOS2_PRINTER_SETTING_PRINTDENSITY • EPOS2_PRINTER_SETTING_PRINTSPEED

Parameter	Specifiable Setting Value
value	<ul style="list-style-type: none"> • EPOS2_PRINTER_SETTING_PAPERWIDTH58_0 • EPOS2_PRINTER_SETTING_PAPERWIDTH80_0 • EPOS2_PRINTER_SETTING_PRINTDENSITY85 • EPOS2_PRINTER_SETTING_PRINTDENSITY90 • EPOS2_PRINTER_SETTING_PRINTDENSITY95 • EPOS2_PRINTER_SETTING_PRINTDENSITY100 • EPOS2_PRINTER_SETTING_PRINTDENSITY105 • EPOS2_PRINTER_SETTING_PRINTDENSITY110 • EPOS2_PRINTER_SETTING_PRINTDENSITY115 • EPOS2_PRINTER_SETTING_PRINTSPEED1 • EPOS2_PRINTER_SETTING_PRINTSPEED2 • EPOS2_PRINTER_SETTING_PRINTSPEED3 • EPOS2_PRINTER_SETTING_PRINTSPEED4 • EPOS2_PRINTER_SETTING_PRINTSPEED5 • EPOS2_PRINTER_SETTING_PRINTSPEED6 • EPOS2_PRINTER_SETTING_PRINTSPEED7 • EPOS2_PRINTER_SETTING_PRINTSPEED8 • EPOS2_PRINTER_SETTING_PRINTSPEED9 • EPOS2_PRINTER_SETTING_PRINTSPEED10 • EPOS2_PRINTER_SETTING_PRINTSPEED11 • EPOS2_PRINTER_SETTING_PRINTSPEED12 • EPOS2_PRINTER_SETTING_PRINTSPEED13 • EPOS2_PRINTER_SETTING_PRINTSPEED14 • EPOS2_PRINTER_SETTING_PRINTSPEED15 • EPOS2_PRINTER_SETTING_PRINTSPEED16
delegate	-

Reference information

TM-T20IV-SP supports CODE 128 auto of addBarcode API, which is not supported by TM-T20III.

TM-T20X**Printer Specifications**

Item	80mm Specification
Amount of initial feed	30 dots
Initial page mode area	576 x 831 dots
Maximum page mode area	576 x 1662 dots
Baseline of Font A	21 dots from the top of the character
Baseline of Font B	16 dots from the top of the character

APIs for which restricted parameter setting values can be specified**Epos2Printer Class**

- initWithPrinterSeries

Parameter	Specificable Setting Value
printerSeries	<ul style="list-style-type: none"> • EPOS2_TM_T20
lang	<ul style="list-style-type: none"> • EPOS2_MODEL_ANK

- addTextLang

Parameter	Specificable Setting Value
lang	<ul style="list-style-type: none"> • EPOS2_LANG_EN (default) • EPOS2_LANG_JA • EPOS2_LANG_ZH_CN • EPOS2_LANG_ZH_TW • EPOS2_LANG_KO • EPOS2_LANG_TH • EPOS2_LANG_VI • EPOS2_PARAM_DEFAULT

- addTextFont

Parameter	Specificable Setting Value
font	<ul style="list-style-type: none"> • EPOS2_FONT_A (default) • EPOS2_FONT_B • EPOS2_PARAM_DEFAULT

- addTextStyle

Parameter	Specifiable Setting Value
reverse	<ul style="list-style-type: none"> • EPOS2_TRUE • EPOS2_FALSE (default) • EPOS2_PARAM_UNSPECIFIED • EPOS2_PARAM_DEFAULT
ul	<ul style="list-style-type: none"> • EPOS2_TRUE • EPOS2_FALSE (default) • EPOS2_PARAM_UNSPECIFIED • EPOS2_PARAM_DEFAULT
em	<ul style="list-style-type: none"> • EPOS2_TRUE • EPOS2_FALSE (default) • EPOS2_PARAM_UNSPECIFIED • EPOS2_PARAM_DEFAULT
color	<ul style="list-style-type: none"> • EPOS2_COLOR_1 (default) • EPOS2_PARAM_UNSPECIFIED • EPOS2_PARAM_DEFAULT

- addImage

Parameter	Specifiable Setting Value
data	-
x	<ul style="list-style-type: none"> • Integer from 0 to 65534
y	<ul style="list-style-type: none"> • Integer from 0 to 65534
width	<ul style="list-style-type: none"> • Integer from 1 to 65535
height	<ul style="list-style-type: none"> • Integer from 1 to 65535
color	<ul style="list-style-type: none"> • EPOS2_COLOR_1 • EPOS2_PARAM_DEFAULT
mode	<ul style="list-style-type: none"> • EPOS2_MODE_MONO • EPOS2_MODE_MONO_HIGH_DENSITY • EPOS2_PARAM_DEFAULT
halftone	<ul style="list-style-type: none"> • EPOS2_HALFTONE_DITHER • EPOS2_HALFTONE_ERROR_DIFFUSION • EPOS2_HALFTONE_THRESHOLD • EPOS2_PARAM_DEFAULT
brightness	<ul style="list-style-type: none"> • Real number from 0.1 to 10.0 • EPOS2_PARAM_DEFAULT

Parameter	Specifiable Setting Value
compress	<ul style="list-style-type: none"> • EPOS2_COMPRESS_DEFLATE • EPOS2_COMPRESS_NONE • EPOS2_COMPRESS_AUTO • EPOS2_PARAM_DEFAULT

- addBarcode

Parameter	Specifiable Setting Value
data	-
type	<ul style="list-style-type: none"> • EPOS2_BARCODE_UPC_A • EPOS2_BARCODE_UPC_E • EPOS2_BARCODE_EAN13 • EPOS2_BARCODE_JAN13 • EPOS2_BARCODE_EAN8 • EPOS2_BARCODE_JAN8 • EPOS2_BARCODE_CODE39 • EPOS2_BARCODE_ITF • EPOS2_BARCODE_CODABAR • EPOS2_BARCODE_CODE93 • EPOS2_BARCODE_CODE128 • EPOS2_BARCODE_GS1_128 • EPOS2_BARCODE_GS1_DATABAR_OMNIDIRECTIONAL • EPOS2_BARCODE_GS1_DATABAR_TRUNCATED • EPOS2_BARCODE_GS1_DATABAR_LIMITED • EPOS2_BARCODE_GS1_DATABAR_EXPANDED
hri	<ul style="list-style-type: none"> • EPOS2_HRI_NONE (default) • EPOS2_HRI_ABOVE • EPOS2_HRI_BELOW • EPOS2_HRI_BOTH • EPOS2_PARAM_DEFAULT • EPOS2_PARAM_UNSPECIFIED
font	<ul style="list-style-type: none"> • EPOS2_FONT_A (default) • EPOS2_FONT_B • EPOS2_PARAM_DEFAULT • EPOS2_PARAM_UNSPECIFIED
width	<ul style="list-style-type: none"> • Integer from 2 to 6 • EPOS2_PARAM_UNSPECIFIED
height	<ul style="list-style-type: none"> • Integer from 1 to 255 • EPOS2_PARAM_UNSPECIFIED

- addSymbol

Parameter	Specifiable Setting Value
data	-
type	<ul style="list-style-type: none"> • EPOS2_SYMBOL_PDF417_STANDARD • EPOS2_SYMBOL_PDF417_TRUNCATED • EPOS2_SYMBOL_QRCODE_MODEL_1 • EPOS2_SYMBOL_QRCODE_MODEL_2 • EPOS2_SYMBOL_MAXICODE_MODE_2 • EPOS2_SYMBOL_MAXICODE_MODE_3 • EPOS2_SYMBOL_MAXICODE_MODE_4 • EPOS2_SYMBOL_MAXICODE_MODE_5 • EPOS2_SYMBOL_MAXICODE_MODE_6 • EPOS2_SYMBOL_GS1_DATABAR_STACKED • EPOS2_SYMBOL_GS1_DATABAR_STACKED_OMNIDIRECTIONAL • EPOS2_SYMBOL_GS1_DATABAR_EXPANDED_STACKED
level	<ul style="list-style-type: none"> • EPOS2_LEVEL_0 • EPOS2_LEVEL_1 • EPOS2_LEVEL_2 • EPOS2_LEVEL_3 • EPOS2_LEVEL_4 • EPOS2_LEVEL_5 • EPOS2_LEVEL_6 • EPOS2_LEVEL_7 • EPOS2_LEVEL_8 • EPOS2_LEVEL_L • EPOS2_LEVEL_M • EPOS2_LEVEL_Q • EPOS2_LEVEL_H • EPOS2_PARAM_DEFAULT • EPOS2_PARAM_UNSPECIFIED

- addCut

Parameter	Specifiable Setting Value
type	<ul style="list-style-type: none"> • EPOS2_CUT_FEED • EPOS2_CUT_NO_FEED • EPOS2_PARAM_DEFAULT

- addSound

Parameter	Specifiable Setting Value
pattern	<ul style="list-style-type: none">• EPOS2_PATTERN_NONE• EPOS2_PATTERN_A• EPOS2_PATTERN_B• EPOS2_PATTERN_C• EPOS2_PATTERN_D• EPOS2_PATTERN_E• EPOS2_PATTERN_ERROR• EPOS2_PATTERN_PAPER_EMPTY• EPOS2_PARAM_DEFAULT
repeat	<ul style="list-style-type: none">• 1 to 255• EPOS2_PARAM_DEFAULT

TM-T20X-II**Printer Specifications**

Item	80mm Specification
Amount of initial feed	30 dots
Initial page mode area	576 x 831 dots
Maximum page mode area	576 x 1662 dots
Baseline of Font A	21 dots from the top of the character
Baseline of Font B	16 dots from the top of the character

APIs for which restricted parameter setting values can be specified**Epos2Printer Class**

- initWithPrinterSeries

Parameter	Specifiable Setting Value
printerSeries	<ul style="list-style-type: none"> • EPOS2_TM_T20
lang	<ul style="list-style-type: none"> • EPOS2_MODEL_ANK

- addTextLang

Parameter	Specifiable Setting Value
lang	<ul style="list-style-type: none"> • EPOS2_LANG_EN (default) • EPOS2_LANG_JA • EPOS2_LANG_ZH_CN • EPOS2_LANG_ZH_TW • EPOS2_LANG_KO • EPOS2_LANG_TH • EPOS2_LANG_VI • EPOS2_PARAM_DEFAULT

- addTextFont

Parameter	Specifiable Setting Value
font	<ul style="list-style-type: none"> • EPOS2_FONT_A (default) • EPOS2_FONT_B • EPOS2_PARAM_DEFAULT

- addTextStyle

Parameter	Specifiable Setting Value
reverse	<ul style="list-style-type: none"> • EPOS2_TRUE • EPOS2_FALSE (default) • EPOS2_PARAM_UNSPECIFIED • EPOS2_PARAM_DEFAULT
ul	<ul style="list-style-type: none"> • EPOS2_TRUE • EPOS2_FALSE (default) • EPOS2_PARAM_UNSPECIFIED • EPOS2_PARAM_DEFAULT
em	<ul style="list-style-type: none"> • EPOS2_TRUE • EPOS2_FALSE (default) • EPOS2_PARAM_UNSPECIFIED • EPOS2_PARAM_DEFAULT
color	<ul style="list-style-type: none"> • EPOS2_COLOR_1 (default) • EPOS2_PARAM_UNSPECIFIED • EPOS2_PARAM_DEFAULT

- addImage

Parameter	Specifiable Setting Value
data	-
x	<ul style="list-style-type: none"> • Integer from 0 to 65534
y	<ul style="list-style-type: none"> • Integer from 0 to 65534
width	<ul style="list-style-type: none"> • Integer from 1 to 65535
height	<ul style="list-style-type: none"> • Integer from 1 to 65535
color	<ul style="list-style-type: none"> • EPOS2_COLOR_1 • EPOS2_PARAM_DEFAULT
mode	<ul style="list-style-type: none"> • EPOS2_MODE_MONO • EPOS2_MODE_MONO_HIGH_DENSITY • EPOS2_PARAM_DEFAULT
halftone	<ul style="list-style-type: none"> • EPOS2_HALFTONE_DITHER • EPOS2_HALFTONE_ERROR_DIFFUSION • EPOS2_HALFTONE_THRESHOLD • EPOS2_PARAM_DEFAULT
brightness	<ul style="list-style-type: none"> • Real number from 0.1 to 10.0 • EPOS2_PARAM_DEFAULT

Parameter	Specifiable Setting Value
compress	<ul style="list-style-type: none"> • EPOS2_COMPRESS_DEFLATE • EPOS2_COMPRESS_NONE • EPOS2_COMPRESS_AUTO • EPOS2_PARAM_DEFAULT

- addBarcode

Parameter	Specifiable Setting Value
data	-
type	<ul style="list-style-type: none"> • EPOS2_BARCODE_UPC_A • EPOS2_BARCODE_UPC_E • EPOS2_BARCODE_EAN13 • EPOS2_BARCODE_JAN13 • EPOS2_BARCODE_EAN8 • EPOS2_BARCODE_JAN8 • EPOS2_BARCODE_CODE39 • EPOS2_BARCODE_ITF • EPOS2_BARCODE_CODABAR • EPOS2_BARCODE_CODE93 • EPOS2_BARCODE_CODE128 • EPOS2_BARCODE_CODE128_AUTO • EPOS2_BARCODE_GS1_128 • EPOS2_BARCODE_GS1_DATABAR_OMNIDIRECTIONAL • EPOS2_BARCODE_GS1_DATABAR_TRUNCATED • EPOS2_BARCODE_GS1_DATABAR_LIMITED • EPOS2_BARCODE_GS1_DATABAR_EXPANDED
hri	<ul style="list-style-type: none"> • EPOS2_HRI_NONE (default) • EPOS2_HRI_ABOVE • EPOS2_HRI_BELOW • EPOS2_HRI_BOTH • EPOS2_PARAM_DEFAULT • EPOS2_PARAM_UNSPECIFIED
font	<ul style="list-style-type: none"> • EPOS2_FONT_A (default) • EPOS2_FONT_B • EPOS2_PARAM_DEFAULT • EPOS2_PARAM_UNSPECIFIED
width	<ul style="list-style-type: none"> • Integer from 2 to 6 • EPOS2_PARAM_UNSPECIFIED
height	<ul style="list-style-type: none"> • Integer from 1 to 255 • EPOS2_PARAM_UNSPECIFIED

- addSymbol

Parameter	Specifiable Setting Value
data	-
type	<ul style="list-style-type: none"> • EPOS2_SYMBOL_PDF417_STANDARD • EPOS2_SYMBOL_PDF417_TRUNCATED • EPOS2_SYMBOL_QRCODE_MODEL_1 • EPOS2_SYMBOL_QRCODE_MODEL_2 • EPOS2_SYMBOL_MAXICODE_MODE_2 • EPOS2_SYMBOL_MAXICODE_MODE_3 • EPOS2_SYMBOL_MAXICODE_MODE_4 • EPOS2_SYMBOL_MAXICODE_MODE_5 • EPOS2_SYMBOL_MAXICODE_MODE_6 • EPOS2_SYMBOL_GS1_DATABAR_STACKED • EPOS2_SYMBOL_GS1_DATABAR_STACKED_OMNIDIRECTIONAL • EPOS2_SYMBOL_GS1_DATABAR_EXPANDED_STACKED
level	<ul style="list-style-type: none"> • EPOS2_LEVEL_0 • EPOS2_LEVEL_1 • EPOS2_LEVEL_2 • EPOS2_LEVEL_3 • EPOS2_LEVEL_4 • EPOS2_LEVEL_5 • EPOS2_LEVEL_6 • EPOS2_LEVEL_7 • EPOS2_LEVEL_8 • EPOS2_LEVEL_L • EPOS2_LEVEL_M • EPOS2_LEVEL_Q • EPOS2_LEVEL_H • EPOS2_PARAM_DEFAULT • EPOS2_PARAM_UNSPECIFIED

- addCut

Parameter	Specifiable Setting Value
type	<ul style="list-style-type: none"> • EPOS2_CUT_FEED • EPOS2_CUT_NO_FEED • EPOS2_PARAM_DEFAULT

- addSound

Parameter	Specifiable Setting Value
pattern	<ul style="list-style-type: none">• EPOS2_PATTERN_NONE• EPOS2_PATTERN_A• EPOS2_PATTERN_B• EPOS2_PATTERN_C• EPOS2_PATTERN_D• EPOS2_PATTERN_E• EPOS2_PATTERN_ERROR• EPOS2_PATTERN_PAPER_EMPTY• EPOS2_PARAM_DEFAULT
repeat	<ul style="list-style-type: none">• 1 to 255• EPOS2_PARAM_DEFAULT

Reference information

TM-T20X-II supports CODE 128 auto of addBarcode API, which is not supported by TM-T20X.

TM-T60**Printer Specifications**

Item	58mm Specification
Amount of initial feed	30 dots
Initial page mode area	576 x 831 dots
Maximum page mode area	576 x 1662 dots
Baseline of Font A	21 dots from the top of the character
Baseline of Font B	16 dots from the top of the character

APIs for which restricted parameter setting values can be specified**Epos2Printer Class**

- initWithPrinterSeries

Parameter	Specificable Setting Value
printerSeries	<ul style="list-style-type: none"> • EPOS2_TM_T60
lang	<ul style="list-style-type: none"> • EPOS2_MODEL_CHINESE

- addTextLang

Parameter	Specificable Setting Value
lang	<ul style="list-style-type: none"> • EPOS2_LANG_EN (default) • EPOS2_LANG_JA • EPOS2_LANG_ZH_CN • EPOS2_LANG_ZH_TW • EPOS2_LANG_KO • EPOS2_LANG_TH • EPOS2_LANG_VI • EPOS2_PARAM_DEFAULT

- addTextFont

Parameter	Specificable Setting Value
font	<ul style="list-style-type: none"> • EPOS2_FONT_A (default) • EPOS2_FONT_B • EPOS2_PARAM_DEFAULT

- addTextStyle

Parameter	Specifiable Setting Value
reverse	<ul style="list-style-type: none"> • EPOS2_TRUE • EPOS2_FALSE (default) • EPOS2_PARAM_UNSPECIFIED • EPOS2_PARAM_DEFAULT
ul	<ul style="list-style-type: none"> • EPOS2_TRUE • EPOS2_FALSE (default) • EPOS2_PARAM_UNSPECIFIED • EPOS2_PARAM_DEFAULT
em	<ul style="list-style-type: none"> • EPOS2_TRUE • EPOS2_FALSE (default) • EPOS2_PARAM_UNSPECIFIED • EPOS2_PARAM_DEFAULT
color	<ul style="list-style-type: none"> • EPOS2_COLOR_1 (default) • EPOS2_PARAM_UNSPECIFIED • EPOS2_PARAM_DEFAULT

- addImage

Parameter	Specifiable Setting Value
data	-
x	<ul style="list-style-type: none"> • Integer from 0 to 65534
y	<ul style="list-style-type: none"> • Integer from 0 to 65534
width	<ul style="list-style-type: none"> • Integer from 1 to 65535
height	<ul style="list-style-type: none"> • Integer from 1 to 65535
color	<ul style="list-style-type: none"> • EPOS2_COLOR_1 • EPOS2_PARAM_DEFAULT
mode	<ul style="list-style-type: none"> • EPOS2_MODE_MONO • EPOS2_MODE_MONO_HIGH_DENSITY • EPOS2_PARAM_DEFAULT
halftone	<ul style="list-style-type: none"> • EPOS2_HALFTONE_DITHER • EPOS2_HALFTONE_ERROR_DIFFUSION • EPOS2_HALFTONE_THRESHOLD • EPOS2_PARAM_DEFAULT
brightness	<ul style="list-style-type: none"> • Real number from 0.1 to 10.0 • EPOS2_PARAM_DEFAULT

Parameter	Specifiable Setting Value
compress	<ul style="list-style-type: none"> • EPOS2_COMPRESS_DEFLATE • EPOS2_COMPRESS_NONE • EPOS2_COMPRESS_AUTO • EPOS2_PARAM_DEFAULT

- addBarcode

Parameter	Specifiable Setting Value
data	-
type	<ul style="list-style-type: none"> • EPOS2_BARCODE_UPC_A • EPOS2_BARCODE_UPC_E • EPOS2_BARCODE_EAN13 • EPOS2_BARCODE_JAN13 • EPOS2_BARCODE_EAN8 • EPOS2_BARCODE_JAN8 • EPOS2_BARCODE_CODE39 • EPOS2_BARCODE_ITF • EPOS2_BARCODE_CODABAR • EPOS2_BARCODE_CODE93 • EPOS2_BARCODE_CODE128
hri	<ul style="list-style-type: none"> • EPOS2_HRI_NONE (default) • EPOS2_HRI_ABOVE • EPOS2_HRI_BELOW • EPOS2_HRI_BOTH • EPOS2_PARAM_DEFAULT • EPOS2_PARAM_UNSPECIFIED
font	<ul style="list-style-type: none"> • EPOS2_FONT_A (default) • EPOS2_FONT_B • EPOS2_PARAM_DEFAULT • EPOS2_PARAM_UNSPECIFIED
width	<ul style="list-style-type: none"> • Integer from 2 to 6 • EPOS2_PARAM_UNSPECIFIED
height	<ul style="list-style-type: none"> • Integer from 1 to 255 • EPOS2_PARAM_UNSPECIFIED

- addSymbol

Parameter	Specifiable Setting Value
data	-

Parameter	Specificable Setting Value
type	<ul style="list-style-type: none"> EPOS2_SYMBOL_PDF417_STANDARD EPOS2_SYMBOL_PDF417_TRUNCATED EPOS2_SYMBOL_QRCODE_MODEL_1 EPOS2_SYMBOL_QRCODE_MODEL_2
level	<ul style="list-style-type: none"> EPOS2_LEVEL_0 EPOS2_LEVEL_1 EPOS2_LEVEL_2 EPOS2_LEVEL_3 EPOS2_LEVEL_4 EPOS2_LEVEL_5 EPOS2_LEVEL_6 EPOS2_LEVEL_7 EPOS2_LEVEL_8 EPOS2_LEVEL_L EPOS2_LEVEL_M EPOS2_LEVEL_Q EPOS2_LEVEL_H EPOS2_PARAM_DEFAULT EPOS2_PARAM_UNSPECIFIED

- addCut

Parameter	Specificable Setting Value
type	<ul style="list-style-type: none"> EPOS2_CUT_FEED EPOS2_CUT_NO_FEED EPOS2_PARAM_DEFAULT

TM-T70**Printer Specifications**

Item		58mm Specification	80mm Specification
Amount of initial feed		30 dots	
Initial page mode area	ANK model	416 x 1662 dots	512 x 831 dots
	Multiple languages model	416 x 1662 dots	576 x 1662 dots
Maximum page mode area	ANK model	416 x 1662 dots	512 x 1662 dots
	Multiple languages model	576 x 1662 dots	
Baseline of Font A		21 dots from the top of the character	
Baseline of Font B		16 dots from the top of the character	

APIs for which restricted parameter setting values can be specified**Epos2Printer Class**

- initWithPrinterSeries

Parameter	Specificable Setting Value
printerSeries	<ul style="list-style-type: none"> • EPOS2_TM_T70
lang	<ul style="list-style-type: none"> • EPOS2_MODEL_ANK • EPOS2_MODEL_CHINESE • EPOS2_MODEL_TAIWAN

- addTextLang

Parameter	Specificable Setting Value
lang	<ul style="list-style-type: none"> • EPOS2_LANG_EN (default) • EPOS2_LANG_JA • EPOS2_LANG_ZH_CN • EPOS2_LANG_ZH_TW • EPOS2_LANG_KO • EPOS2_LANG_TH • EPOS2_LANG_VI • EPOS2_PARAM_DEFAULT

- addTextFont

Parameter	Specifiable Setting Value
font	<ul style="list-style-type: none"> • EPOS2_FONT_A (default) • EPOS2_FONT_B • EPOS2_PARAM_DEFAULT

- addTextStyle

Parameter	Specifiable Setting Value
reverse	<ul style="list-style-type: none"> • EPOS2_TRUE • EPOS2_FALSE (default) • EPOS2_PARAM_UNSPECIFIED • EPOS2_PARAM_DEFAULT
ul	<ul style="list-style-type: none"> • EPOS2_TRUE • EPOS2_FALSE (default) • EPOS2_PARAM_UNSPECIFIED • EPOS2_PARAM_DEFAULT
em	<ul style="list-style-type: none"> • EPOS2_TRUE • EPOS2_FALSE (default) • EPOS2_PARAM_UNSPECIFIED • EPOS2_PARAM_DEFAULT
color	<ul style="list-style-type: none"> • EPOS2_COLOR_1 (default) • EPOS2_PARAM_UNSPECIFIED • EPOS2_PARAM_DEFAULT

- addImage

Parameter	Specifiable Setting Value
data	-
x	<ul style="list-style-type: none"> • Integer from 0 to 65534
y	<ul style="list-style-type: none"> • Integer from 0 to 65534
width	<ul style="list-style-type: none"> • Integer from 1 to 65535
height	<ul style="list-style-type: none"> • Integer from 1 to 65535
color	<ul style="list-style-type: none"> • EPOS2_COLOR_1 • EPOS2_PARAM_DEFAULT
mode	<ul style="list-style-type: none"> • EPOS2_MODE_MONO • EPOS2_MODE_MONO_HIGH_DENSITY • EPOS2_PARAM_DEFAULT

Parameter	Specifiable Setting Value
halftone	<ul style="list-style-type: none"> • EPOS2_HALFTONE_DITHER • EPOS2_HALFTONE_ERROR_DIFFUSION • EPOS2_HALFTONE_THRESHOLD • EPOS2_PARAM_DEFAULT
brightness	<ul style="list-style-type: none"> • Real number from 0.1 to 10.0 • EPOS2_PARAM_DEFAULT
compress	<ul style="list-style-type: none"> • EPOS2_COMPRESS_DEFLATE • EPOS2_COMPRESS_NONE • EPOS2_COMPRESS_AUTO • EPOS2_PARAM_DEFAULT

- addBarcode

Parameter	Specifiable Setting Value
data	-
type	<ul style="list-style-type: none"> • EPOS2_BARCODE_UPC_A • EPOS2_BARCODE_UPC_E • EPOS2_BARCODE_EAN13 • EPOS2_BARCODE_JAN13 • EPOS2_BARCODE_EAN8 • EPOS2_BARCODE_JAN8 • EPOS2_BARCODE_CODE39 • EPOS2_BARCODE_ITF • EPOS2_BARCODE_CODABAR • EPOS2_BARCODE_CODE93 • EPOS2_BARCODE_CODE128
hri	<ul style="list-style-type: none"> • EPOS2_HRI_NONE (default) • EPOS2_HRI_ABOVE • EPOS2_HRI_BELOW • EPOS2_HRI_BOTH • EPOS2_PARAM_DEFAULT • EPOS2_PARAM_UNSPECIFIED
font	<ul style="list-style-type: none"> • EPOS2_FONT_A (default) • EPOS2_FONT_B • EPOS2_PARAM_DEFAULT • EPOS2_PARAM_UNSPECIFIED
width	<ul style="list-style-type: none"> • Integer from 2 to 6 • EPOS2_PARAM_UNSPECIFIED
height	<ul style="list-style-type: none"> • Integer from 1 to 255 • EPOS2_PARAM_UNSPECIFIED

- addSymbol

Parameter	Specifiable Setting Value
data	-
type	<ul style="list-style-type: none"> • EPOS2_SYMBOL_PDF417_STANDARD • EPOS2_SYMBOL_PDF417_TRUNCATED • EPOS2_SYMBOL_QRCODE_MODEL_1 • EPOS2_SYMBOL_QRCODE_MODEL_2
level	<ul style="list-style-type: none"> • EPOS2_LEVEL_0 • EPOS2_LEVEL_1 • EPOS2_LEVEL_2 • EPOS2_LEVEL_3 • EPOS2_LEVEL_4 • EPOS2_LEVEL_5 • EPOS2_LEVEL_6 • EPOS2_LEVEL_7 • EPOS2_LEVEL_8 • EPOS2_LEVEL_L • EPOS2_LEVEL_M • EPOS2_LEVEL_Q • EPOS2_LEVEL_H • EPOS2_PARAM_DEFAULT • EPOS2_PARAM_UNSPECIFIED

- addCut

Parameter	Specifiable Setting Value
type	<ul style="list-style-type: none"> • EPOS2_CUT_FEED • EPOS2_CUT_NO_FEED • EPOS2_PARAM_DEFAULT

TM-T70II**Printer Specifications**

Item		58mm Specification	80mm Specification
Amount of initial feed		30 dots	
Initial page mode area	ANK model	416 x 1662 dots	512 x 1662 dots
	Multiple languages model	416 x 1662 dots	576 x 1662 dots
Maximum page mode area	ANK model	416 x 1662 dots	512 x 1662 dots
	Multiple languages model	576 x 1662 dots	
Baseline of Font A		21 dots from the top of the character	
Baseline of Font B		16 dots from the top of the character	

APIs for which restricted parameter setting values can be specified**Epos2Printer Class**

- initWithPrinterSeries

Parameter	Specifiable Setting Value
printerSeries	<ul style="list-style-type: none"> • EPOS2_TM_T70
lang	<ul style="list-style-type: none"> • EPOS2_MODEL_ANK • EPOS2_MODEL_CHINESE • EPOS2_MODEL_TAIWAN • EPOS2_MODEL_SOUTHASIA

- addTextLang

Parameter	Specifiable Setting Value
lang	<ul style="list-style-type: none"> • EPOS2_LANG_EN (default) • EPOS2_LANG_JA • EPOS2_LANG_ZH_CN • EPOS2_LANG_ZH_TW • EPOS2_LANG_KO • EPOS2_LANG_TH • EPOS2_LANG_VI • EPOS2_PARAM_DEFAULT

- addTextFont

Parameter	Specifiable Setting Value
font	<ul style="list-style-type: none"> • EPOS2_FONT_A (default) • EPOS2_FONT_B • EPOS2_PARAM_DEFAULT

- addTextStyle

Parameter	Specifiable Setting Value
reverse	<ul style="list-style-type: none"> • EPOS2_TRUE • EPOS2_FALSE (default) • EPOS2_PARAM_UNSPECIFIED • EPOS2_PARAM_DEFAULT
ul	<ul style="list-style-type: none"> • EPOS2_TRUE • EPOS2_FALSE (default) • EPOS2_PARAM_UNSPECIFIED • EPOS2_PARAM_DEFAULT
em	<ul style="list-style-type: none"> • EPOS2_TRUE • EPOS2_FALSE (default) • EPOS2_PARAM_UNSPECIFIED • EPOS2_PARAM_DEFAULT
color	<ul style="list-style-type: none"> • EPOS2_COLOR_1 (default) • EPOS2_PARAM_UNSPECIFIED • EPOS2_PARAM_DEFAULT

- addImage

Parameter	Specifiable Setting Value
data	-
x	<ul style="list-style-type: none"> • Integer from 0 to 65534
y	<ul style="list-style-type: none"> • Integer from 0 to 65534
width	<ul style="list-style-type: none"> • Integer from 1 to 65535
height	<ul style="list-style-type: none"> • Integer from 1 to 65535
color	<ul style="list-style-type: none"> • EPOS2_COLOR_1 • EPOS2_PARAM_DEFAULT
mode	<ul style="list-style-type: none"> • EPOS2_MODE_MONO • EPOS2_MODE_MONO_HIGH_DENSITY • EPOS2_PARAM_DEFAULT

Parameter	Specifiable Setting Value
halftone	<ul style="list-style-type: none"> • EPOS2_HALFTONE_DITHER • EPOS2_HALFTONE_ERROR_DIFFUSION • EPOS2_HALFTONE_THRESHOLD • EPOS2_PARAM_DEFAULT
brightness	<ul style="list-style-type: none"> • Real number from 0.1 to 10.0 • EPOS2_PARAM_DEFAULT
compress	<ul style="list-style-type: none"> • EPOS2_COMPRESS_DEFLATE • EPOS2_COMPRESS_NONE • EPOS2_COMPRESS_AUTO • EPOS2_PARAM_DEFAULT

- addBarcode

Parameter	Specifiable Setting Value
data	-
type	<ul style="list-style-type: none"> • EPOS2_BARCODE_UPC_A • EPOS2_BARCODE_UPC_E • EPOS2_BARCODE_EAN13 • EPOS2_BARCODE_JAN13 • EPOS2_BARCODE_EAN8 • EPOS2_BARCODE_JAN8 • EPOS2_BARCODE_CODE39 • EPOS2_BARCODE_ITF • EPOS2_BARCODE_CODABAR • EPOS2_BARCODE_CODE93 • EPOS2_BARCODE_CODE128 • EPOS2_BARCODE_GS1_128 • EPOS2_BARCODE_GS1_DATABAR_OMNIDIRECTIONAL • EPOS2_BARCODE_GS1_DATABAR_TRUNCATED • EPOS2_BARCODE_GS1_DATABAR_LIMITED • EPOS2_BARCODE_GS1_DATABAR_EXPANDED
hri	<ul style="list-style-type: none"> • EPOS2_HRI_NONE (default) • EPOS2_HRI_ABOVE • EPOS2_HRI_BELOW • EPOS2_HRI_BOTH • EPOS2_PARAM_DEFAULT • EPOS2_PARAM_UNSPECIFIED
font	<ul style="list-style-type: none"> • EPOS2_FONT_A (default) • EPOS2_FONT_B • EPOS2_PARAM_DEFAULT • EPOS2_PARAM_UNSPECIFIED

Parameter	Specifiable Setting Value
width	<ul style="list-style-type: none"> Integer from 2 to 6 EPOS2_PARAM_UNSPECIFIED
height	<ul style="list-style-type: none"> Integer from 1 to 255 EPOS2_PARAM_UNSPECIFIED

- addSymbol

Parameter	Specifiable Setting Value
data	-
type	<ul style="list-style-type: none"> EPOS2_SYMBOL_PDF417_STANDARD EPOS2_SYMBOL_PDF417_TRUNCATED EPOS2_SYMBOL_QRCODE_MODEL_1 EPOS2_SYMBOL_QRCODE_MODEL_2 EPOS2_SYMBOL_MAXICODE_MODE_2 EPOS2_SYMBOL_MAXICODE_MODE_3 EPOS2_SYMBOL_MAXICODE_MODE_4 EPOS2_SYMBOL_MAXICODE_MODE_5 EPOS2_SYMBOL_MAXICODE_MODE_6 EPOS2_SYMBOL_GS1_DATABAR_STACKED EPOS2_SYMBOL_GS1_DATABAR_STACKED_OMNIDIRECTIONAL EPOS2_SYMBOL_GS1_DATABAR_EXPANDED_STACKED
level	<ul style="list-style-type: none"> EPOS2_LEVEL_0 EPOS2_LEVEL_1 EPOS2_LEVEL_2 EPOS2_LEVEL_3 EPOS2_LEVEL_4 EPOS2_LEVEL_5 EPOS2_LEVEL_6 EPOS2_LEVEL_7 EPOS2_LEVEL_8 EPOS2_LEVEL_L EPOS2_LEVEL_M EPOS2_LEVEL_Q EPOS2_LEVEL_H EPOS2_PARAM_DEFAULT EPOS2_PARAM_UNSPECIFIED

- addCut

Parameter	Specifiable Setting Value
type	<ul style="list-style-type: none"> EPOS2_CUT_FEED EPOS2_CUT_NO_FEED EPOS2_PARAM_DEFAULT

- addSound

Parameter	Specifiable Setting Value
pattern	<ul style="list-style-type: none">• EPOS2_PATTERN_NONE• EPOS2_PATTERN_A• EPOS2_PATTERN_B• EPOS2_PATTERN_C• EPOS2_PATTERN_D• EPOS2_PATTERN_E• EPOS2_PATTERN_ERROR• EPOS2_PATTERN_PAPER_EMPTY• EPOS2_PARAM_DEFAULT
repeat	<ul style="list-style-type: none">• 1 to 255• EPOS2_PARAM_DEFAULT

TM-T81II**Printer Specifications**

Item	58mm Specification
Amount of initial feed	30 dots
Initial page mode area	576 x 831 dots
Maximum page mode area	576 x 1662 dots
Baseline of Font A	21 dots from the top of the character
Baseline of Font B	16 dots from the top of the character

APIs for which restricted parameter setting values can be specified**Epos2Printer Class**

- initWithPrinterSeries

Parameter	Specifiable Setting Value
printerSeries	<ul style="list-style-type: none"> • EPOS2_TM_T81
lang	<ul style="list-style-type: none"> • EPOS2_MODEL_CHINESE • EPOS2_MODEL_SOUTHASIA

- addTextLang

Parameter	Specifiable Setting Value
lang	<ul style="list-style-type: none"> • EPOS2_LANG_EN (default) • EPOS2_LANG_JA • EPOS2_LANG_ZH_CN • EPOS2_LANG_ZH_TW • EPOS2_LANG_KO • EPOS2_LANG_TH • EPOS2_LANG_VI • EPOS2_PARAM_DEFAULT

- addTextFont

Parameter	Specifiable Setting Value
font	<ul style="list-style-type: none"> • EPOS2_FONT_A (default) • EPOS2_FONT_B • EPOS2_PARAM_DEFAULT

- addTextStyle

Parameter	Specifiable Setting Value
reverse	<ul style="list-style-type: none"> • EPOS2_TRUE • EPOS2_FALSE (default) • EPOS2_PARAM_UNSPECIFIED • EPOS2_PARAM_DEFAULT
ul	<ul style="list-style-type: none"> • EPOS2_TRUE • EPOS2_FALSE (default) • EPOS2_PARAM_UNSPECIFIED • EPOS2_PARAM_DEFAULT
em	<ul style="list-style-type: none"> • EPOS2_TRUE • EPOS2_FALSE (default) • EPOS2_PARAM_UNSPECIFIED • EPOS2_PARAM_DEFAULT
color	<ul style="list-style-type: none"> • EPOS2_COLOR_1 (default) • EPOS2_PARAM_UNSPECIFIED • EPOS2_PARAM_DEFAULT

- addImage

Parameter	Specifiable Setting Value
data	-
x	<ul style="list-style-type: none"> • Integer from 0 to 65534
y	<ul style="list-style-type: none"> • Integer from 0 to 65534
width	<ul style="list-style-type: none"> • Integer from 1 to 65535
height	<ul style="list-style-type: none"> • Integer from 1 to 65535
color	<ul style="list-style-type: none"> • EPOS2_COLOR_1 • EPOS2_PARAM_DEFAULT
mode	<ul style="list-style-type: none"> • EPOS2_MODE_MONO • EPOS2_MODE_MONO_HIGH_DENSITY • EPOS2_PARAM_DEFAULT
halftone	<ul style="list-style-type: none"> • EPOS2_HALFTONE_DITHER • EPOS2_HALFTONE_ERROR_DIFFUSION • EPOS2_HALFTONE_THRESHOLD • EPOS2_PARAM_DEFAULT
brightness	<ul style="list-style-type: none"> • Real number from 0.1 to 10.0 • EPOS2_PARAM_DEFAULT

Parameter	Specifiable Setting Value
compress	<ul style="list-style-type: none"> • EPOS2_COMPRESS_DEFLATE • EPOS2_COMPRESS_NONE • EPOS2_COMPRESS_AUTO • EPOS2_PARAM_DEFAULT

- addBarcode

Parameter	Specifiable Setting Value
data	-
type	<ul style="list-style-type: none"> • EPOS2_BARCODE_UPC_A • EPOS2_BARCODE_UPC_E • EPOS2_BARCODE_EAN13 • EPOS2_BARCODE_JAN13 • EPOS2_BARCODE_EAN8 • EPOS2_BARCODE_JAN8 • EPOS2_BARCODE_CODE39 • EPOS2_BARCODE_ITF • EPOS2_BARCODE_CODABAR • EPOS2_BARCODE_CODE93 • EPOS2_BARCODE_CODE128
hri	<ul style="list-style-type: none"> • EPOS2_HRI_NONE (default) • EPOS2_HRI_ABOVE • EPOS2_HRI_BELOW • EPOS2_HRI_BOTH • EPOS2_PARAM_DEFAULT • EPOS2_PARAM_UNSPECIFIED
font	<ul style="list-style-type: none"> • EPOS2_FONT_A (default) • EPOS2_FONT_B • EPOS2_PARAM_DEFAULT • EPOS2_PARAM_UNSPECIFIED
width	<ul style="list-style-type: none"> • Integer from 2 to 6 • EPOS2_PARAM_UNSPECIFIED
height	<ul style="list-style-type: none"> • Integer from 1 to 255 • EPOS2_PARAM_UNSPECIFIED

- addSymbol

Parameter	Specifiable Setting Value
data	-

Parameter	Specifiable Setting Value
type	<ul style="list-style-type: none"> EPOS2_SYMBOL_PDF417_STANDARD EPOS2_SYMBOL_PDF417_TRUNCATED EPOS2_SYMBOL_QRCODE_MODEL_1 EPOS2_SYMBOL_QRCODE_MODEL_2
level	<ul style="list-style-type: none"> EPOS2_LEVEL_0 EPOS2_LEVEL_1 EPOS2_LEVEL_2 EPOS2_LEVEL_3 EPOS2_LEVEL_4 EPOS2_LEVEL_5 EPOS2_LEVEL_6 EPOS2_LEVEL_7 EPOS2_LEVEL_8 EPOS2_LEVEL_L EPOS2_LEVEL_M EPOS2_LEVEL_Q EPOS2_LEVEL_H EPOS2_PARAM_DEFAULT EPOS2_PARAM_UNSPECIFIED

- addCut

Parameter	Specifiable Setting Value
type	<ul style="list-style-type: none"> EPOS2_CUT_FEED EPOS2_CUT_NO_FEED EPOS2_PARAM_DEFAULT

TM-T81III**Printer Specifications**

Item	58mm Specification	80mm Specification
Amount of initial feed	30 dots	
Initial page mode area	420 x 831 dots	576 x 831 dots
Maximum page mode area	420 x 1662 dots	576 x 1662 dots
Baseline of Font A	21 dots from the top of the character	
Baseline of Font B	16 dots from the top of the character	

APIs for which restricted parameter setting values can be specified**Epos2Printer Class**

- initWithPrinterSeries

Parameter	Specifiable Setting Value
printerSeries	<ul style="list-style-type: none"> • EPOS2_TM_T81
lang	<ul style="list-style-type: none"> • EPOS2_MODEL_ANK • EPOS2_MODEL_CHINESE • EPOS2_MODEL_SOUTHASIA

- addTextLang

Parameter	Specifiable Setting Value
lang	<ul style="list-style-type: none"> • EPOS2_LANG_EN (default) • EPOS2_LANG_JA • EPOS2_LANG_ZH_CN • EPOS2_LANG_ZH_TW • EPOS2_LANG_KO • EPOS2_LANG_TH • EPOS2_LANG_VI • EPOS2_PARAM_DEFAULT

- addTextFont

Parameter	Specifiable Setting Value
font	<ul style="list-style-type: none"> • EPOS2_FONT_A (default) • EPOS2_FONT_B • EPOS2_PARAM_DEFAULT

- addTextStyle

Parameter	Specifiable Setting Value
reverse	<ul style="list-style-type: none"> • EPOS2_TRUE • EPOS2_FALSE (default) • EPOS2_PARAM_UNSPECIFIED • EPOS2_PARAM_DEFAULT
ul	<ul style="list-style-type: none"> • EPOS2_TRUE • EPOS2_FALSE (default) • EPOS2_PARAM_UNSPECIFIED • EPOS2_PARAM_DEFAULT
em	<ul style="list-style-type: none"> • EPOS2_TRUE • EPOS2_FALSE (default) • EPOS2_PARAM_UNSPECIFIED • EPOS2_PARAM_DEFAULT
color	<ul style="list-style-type: none"> • EPOS2_COLOR_1 (default) • EPOS2_PARAM_UNSPECIFIED • EPOS2_PARAM_DEFAULT

- addImage

Parameter	Specifiable Setting Value
data	-
x	<ul style="list-style-type: none"> • Integer from 0 to 65534
y	<ul style="list-style-type: none"> • Integer from 0 to 65534
width	<ul style="list-style-type: none"> • Integer from 1 to 65535
height	<ul style="list-style-type: none"> • Integer from 1 to 65535
color	<ul style="list-style-type: none"> • EPOS2_COLOR_1 • EPOS2_PARAM_DEFAULT
mode	<ul style="list-style-type: none"> • EPOS2_MODE_MONO • EPOS2_MODE_MONO_HIGH_DENSITY • EPOS2_PARAM_DEFAULT
halftone	<ul style="list-style-type: none"> • EPOS2_HALFTONE_DITHER • EPOS2_HALFTONE_ERROR_DIFFUSION • EPOS2_HALFTONE_THRESHOLD • EPOS2_PARAM_DEFAULT
brightness	<ul style="list-style-type: none"> • Real number from 0.1 to 10.0 • EPOS2_PARAM_DEFAULT

Parameter	Specifiable Setting Value
compress	<ul style="list-style-type: none"> • EPOS2_COMPRESS_DEFLATE • EPOS2_COMPRESS_NONE • EPOS2_COMPRESS_AUTO • EPOS2_PARAM_DEFAULT

- addBarcode

Parameter	Specifiable Setting Value
data	-
type	<ul style="list-style-type: none"> • EPOS2_BARCODE_UPC_A • EPOS2_BARCODE_UPC_E • EPOS2_BARCODE_EAN13 • EPOS2_BARCODE_JAN13 • EPOS2_BARCODE_EAN8 • EPOS2_BARCODE_JAN8 • EPOS2_BARCODE_CODE39 • EPOS2_BARCODE_ITF • EPOS2_BARCODE_CODABAR • EPOS2_BARCODE_CODE93 • EPOS2_BARCODE_CODE128 • EPOS2_BARCODE_GS1_128 • EPOS2_BARCODE_GS1_DATABAR_OMNIDIRECTIONAL • EPOS2_BARCODE_GS1_DATABAR_TRUNCATED • EPOS2_BARCODE_GS1_DATABAR_LIMITED • EPOS2_BARCODE_GS1_DATABAR_EXPANDED
hri	<ul style="list-style-type: none"> • EPOS2_HRI_NONE (default) • EPOS2_HRI_ABOVE • EPOS2_HRI_BELOW • EPOS2_HRI_BOTH • EPOS2_PARAM_DEFAULT • EPOS2_PARAM_UNSPECIFIED
font	<ul style="list-style-type: none"> • EPOS2_FONT_A (default) • EPOS2_FONT_B • EPOS2_PARAM_DEFAULT • EPOS2_PARAM_UNSPECIFIED
width	<ul style="list-style-type: none"> • Integer from 2 to 6 • EPOS2_PARAM_UNSPECIFIED
height	<ul style="list-style-type: none"> • Integer from 1 to 255 • EPOS2_PARAM_UNSPECIFIED

- addSymbol

Parameter	Specifiable Setting Value
data	-
type	<ul style="list-style-type: none"> • EPOS2_SYMBOL_PDF417_STANDARD • EPOS2_SYMBOL_PDF417_TRUNCATED • EPOS2_SYMBOL_QRCODE_MODEL_1 • EPOS2_SYMBOL_QRCODE_MODEL_2 • EPOS2_SYMBOL_MAXICODE_MODE_2 • EPOS2_SYMBOL_MAXICODE_MODE_3 • EPOS2_SYMBOL_MAXICODE_MODE_4 • EPOS2_SYMBOL_MAXICODE_MODE_5 • EPOS2_SYMBOL_MAXICODE_MODE_6 • EPOS2_SYMBOL_GS1_DATABAR_STACKED • EPOS2_SYMBOL_GS1_DATABAR_STACKED_OMNIDIRECTIONAL • EPOS2_SYMBOL_GS1_DATABAR_EXPANDED_STACKED
level	<ul style="list-style-type: none"> • EPOS2_LEVEL_0 • EPOS2_LEVEL_1 • EPOS2_LEVEL_2 • EPOS2_LEVEL_3 • EPOS2_LEVEL_4 • EPOS2_LEVEL_5 • EPOS2_LEVEL_6 • EPOS2_LEVEL_7 • EPOS2_LEVEL_8 • EPOS2_LEVEL_L • EPOS2_LEVEL_M • EPOS2_LEVEL_Q • EPOS2_LEVEL_H • EPOS2_PARAM_DEFAULT • EPOS2_PARAM_UNSPECIFIED

- addCut

Parameter	Specifiable Setting Value
type	<ul style="list-style-type: none"> • EPOS2_CUT_FEED • EPOS2_CUT_NO_FEED • EPOS2_PARAM_DEFAULT

- addSound

Parameter	Specifiable Setting Value
pattern	<ul style="list-style-type: none">• EPOS2_PATTERN_NONE• EPOS2_PATTERN_A• EPOS2_PATTERN_B• EPOS2_PATTERN_C• EPOS2_PATTERN_D• EPOS2_PATTERN_E• EPOS2_PATTERN_ERROR• EPOS2_PATTERN_PAPER_EMPTY• EPOS2_PARAM_DEFAULT
repeat	<ul style="list-style-type: none">• 1 to 255• EPOS2_PARAM_DEFAULT

TM-T82**Printer Specifications**

Item	58mm Specification	80mm Specification
Amount of initial feed	30 dots	
Initial page mode area	420 x 831 dots	576 x 831 dots
Maximum page mode area	420 x 1662 dots	576 x 1662 dots
Baseline of Font A	21 dots from the top of the character	
Baseline of Font B	16 dots from the top of the character	

APIs for which restricted parameter setting values can be specified**Epos2Printer Class**

- initWithPrinterSeries

Parameter	Specificable Setting Value
printerSeries	<ul style="list-style-type: none"> • EPOS2_TM_T82
lang	<ul style="list-style-type: none"> • EPOS2_MODEL_CHINESE • EPOS2_MODEL_SOUTHASIA

- addTextLang

Parameter	Specificable Setting Value
lang	<ul style="list-style-type: none"> • EPOS2_LANG_EN (default) • EPOS2_LANG_JA • EPOS2_LANG_ZH_CN • EPOS2_LANG_ZH_TW • EPOS2_LANG_KO • EPOS2_LANG_TH • EPOS2_LANG_VI • EPOS2_PARAM_DEFAULT

- addTextFont

Parameter	Specificable Setting Value
font	<ul style="list-style-type: none"> • EPOS2_FONT_A (default) • EPOS2_FONT_B • EPOS2_PARAM_DEFAULT

- addTextStyle

Parameter	Specifiable Setting Value
reverse	<ul style="list-style-type: none"> • EPOS2_TRUE • EPOS2_FALSE (default) • EPOS2_PARAM_UNSPECIFIED • EPOS2_PARAM_DEFAULT
ul	<ul style="list-style-type: none"> • EPOS2_TRUE • EPOS2_FALSE (default) • EPOS2_PARAM_UNSPECIFIED • EPOS2_PARAM_DEFAULT
em	<ul style="list-style-type: none"> • EPOS2_TRUE • EPOS2_FALSE (default) • EPOS2_PARAM_UNSPECIFIED • EPOS2_PARAM_DEFAULT
color	<ul style="list-style-type: none"> • EPOS2_COLOR_1 (default) • EPOS2_PARAM_UNSPECIFIED • EPOS2_PARAM_DEFAULT

- addImage

Parameter	Specifiable Setting Value
data	-
x	<ul style="list-style-type: none"> • Integer from 0 to 65534
y	<ul style="list-style-type: none"> • Integer from 0 to 65534
width	<ul style="list-style-type: none"> • Integer from 1 to 65535
height	<ul style="list-style-type: none"> • Integer from 1 to 65535
color	<ul style="list-style-type: none"> • EPOS2_COLOR_1 • EPOS2_PARAM_DEFAULT
mode	<ul style="list-style-type: none"> • EPOS2_MODE_MONO • EPOS2_MODE_MONO_HIGH_DENSITY • EPOS2_PARAM_DEFAULT
halftone	<ul style="list-style-type: none"> • EPOS2_HALFTONE_DITHER • EPOS2_HALFTONE_ERROR_DIFFUSION • EPOS2_HALFTONE_THRESHOLD • EPOS2_PARAM_DEFAULT
brightness	<ul style="list-style-type: none"> • Real number from 0.1 to 10.0 • EPOS2_PARAM_DEFAULT

Parameter	Specifiable Setting Value
compress	<ul style="list-style-type: none"> • EPOS2_COMPRESS_DEFLATE • EPOS2_COMPRESS_NONE • EPOS2_COMPRESS_AUTO • EPOS2_PARAM_DEFAULT

- addBarcode

Parameter	Specifiable Setting Value
data	-
type	<ul style="list-style-type: none"> • EPOS2_BARCODE_UPC_A • EPOS2_BARCODE_UPC_E • EPOS2_BARCODE_EAN13 • EPOS2_BARCODE_JAN13 • EPOS2_BARCODE_EAN8 • EPOS2_BARCODE_JAN8 • EPOS2_BARCODE_CODE39 • EPOS2_BARCODE_ITF • EPOS2_BARCODE_CODABAR • EPOS2_BARCODE_CODE93 • EPOS2_BARCODE_CODE128 • EPOS2_BARCODE_GS1_128 • EPOS2_BARCODE_GS1_DATABAR_OMNIDIRECTIONAL • EPOS2_BARCODE_GS1_DATABAR_TRUNCATED • EPOS2_BARCODE_GS1_DATABAR_LIMITED • EPOS2_BARCODE_GS1_DATABAR_EXPANDED
hri	<ul style="list-style-type: none"> • EPOS2_HRI_NONE (default) • EPOS2_HRI_ABOVE • EPOS2_HRI_BELOW • EPOS2_HRI_BOTH • EPOS2_PARAM_DEFAULT • EPOS2_PARAM_UNSPECIFIED
font	<ul style="list-style-type: none"> • EPOS2_FONT_A (default) • EPOS2_FONT_B • EPOS2_PARAM_DEFAULT • EPOS2_PARAM_UNSPECIFIED
width	<ul style="list-style-type: none"> • Integer from 2 to 6 • EPOS2_PARAM_UNSPECIFIED
height	<ul style="list-style-type: none"> • Integer from 1 to 255 • EPOS2_PARAM_UNSPECIFIED

- addSymbol

Parameter	Specifiable Setting Value
data	-
type	<ul style="list-style-type: none"> • EPOS2_SYMBOL_PDF417_STANDARD • EPOS2_SYMBOL_PDF417_TRUNCATED • EPOS2_SYMBOL_QRCODE_MODEL_1 • EPOS2_SYMBOL_QRCODE_MODEL_2 • EPOS2_SYMBOL_MAXICODE_MODE_2 • EPOS2_SYMBOL_MAXICODE_MODE_3 • EPOS2_SYMBOL_MAXICODE_MODE_4 • EPOS2_SYMBOL_MAXICODE_MODE_5 • EPOS2_SYMBOL_MAXICODE_MODE_6 • EPOS2_SYMBOL_GS1_DATABAR_STACKED • EPOS2_SYMBOL_GS1_DATABAR_STACKED_OMNIDIRECTIONAL • EPOS2_SYMBOL_GS1_DATABAR_EXPANDED_STACKED
level	<ul style="list-style-type: none"> • EPOS2_LEVEL_0 • EPOS2_LEVEL_1 • EPOS2_LEVEL_2 • EPOS2_LEVEL_3 • EPOS2_LEVEL_4 • EPOS2_LEVEL_5 • EPOS2_LEVEL_6 • EPOS2_LEVEL_7 • EPOS2_LEVEL_8 • EPOS2_LEVEL_L • EPOS2_LEVEL_M • EPOS2_LEVEL_Q • EPOS2_LEVEL_H • EPOS2_PARAM_DEFAULT • EPOS2_PARAM_UNSPECIFIED

- addCut

Parameter	Specifiable Setting Value
type	<ul style="list-style-type: none"> • EPOS2_CUT_FEED • EPOS2_CUT_NO_FEED • EPOS2_PARAM_DEFAULT

- addSound

Parameter	Specifiable Setting Value
pattern	<ul style="list-style-type: none">• EPOS2_PATTERN_NONE• EPOS2_PATTERN_A• EPOS2_PATTERN_B• EPOS2_PATTERN_C• EPOS2_PATTERN_D• EPOS2_PATTERN_E• EPOS2_PATTERN_ERROR• EPOS2_PATTERN_PAPER_EMPTY• EPOS2_PARAM_DEFAULT
repeat	<ul style="list-style-type: none">• 1 to 255• EPOS2_PARAM_DEFAULT

TM-T82II**Printer Specifications**

Item	Specification
Amount of initial feed	30 dots
Initial page mode area	576 x 831 dots
Maximum page mode area	576 x 1662 dots
Baseline of Font A	21 dots from the top of the character
Baseline of Font B	16 dots from the top of the character

APIs for which restricted parameter setting values can be specified**Epos2Printer Class**

- initWithPrinterSeries

Parameter	Specificable Setting Value
printerSeries	<ul style="list-style-type: none"> • EPOS2_TM_T82
lang	<ul style="list-style-type: none"> • EPOS2_MODEL_ANK • EPOS2_MODEL_CHINESE • EPOS2_MODEL_TAIWAN • EPOS2_MODEL_SOUTHASIA

- addTextLang

Parameter	Specificable Setting Value
lang	<ul style="list-style-type: none"> • EPOS2_LANG_EN (default) • EPOS2_LANG_JA • EPOS2_LANG_ZH_CN • EPOS2_LANG_ZH_TW • EPOS2_LANG_KO • EPOS2_LANG_TH • EPOS2_LANG_VI • EPOS2_PARAM_DEFAULT

- addTextFont

Parameter	Specificable Setting Value
font	<ul style="list-style-type: none"> • EPOS2_FONT_A (default) • EPOS2_FONT_B • EPOS2_PARAM_DEFAULT

- addTextStyle

Parameter	Specifiable Setting Value
reverse	<ul style="list-style-type: none"> • EPOS2_TRUE • EPOS2_FALSE (default) • EPOS2_PARAM_UNSPECIFIED • EPOS2_PARAM_DEFAULT
ul	<ul style="list-style-type: none"> • EPOS2_TRUE • EPOS2_FALSE (default) • EPOS2_PARAM_UNSPECIFIED • EPOS2_PARAM_DEFAULT
em	<ul style="list-style-type: none"> • EPOS2_TRUE • EPOS2_FALSE (default) • EPOS2_PARAM_UNSPECIFIED • EPOS2_PARAM_DEFAULT
color	<ul style="list-style-type: none"> • EPOS2_COLOR_1 (default) • EPOS2_PARAM_UNSPECIFIED • EPOS2_PARAM_DEFAULT

- addImage

Parameter	Specifiable Setting Value
data	-
x	<ul style="list-style-type: none"> • Integer from 0 to 65534
y	<ul style="list-style-type: none"> • Integer from 0 to 65534
width	<ul style="list-style-type: none"> • Integer from 1 to 65535
height	<ul style="list-style-type: none"> • Integer from 1 to 65535
color	<ul style="list-style-type: none"> • EPOS2_COLOR_1 • EPOS2_PARAM_DEFAULT
mode	<ul style="list-style-type: none"> • EPOS2_MODE_MONO • EPOS2_MODE_MONO_HIGH_DENSITY • EPOS2_PARAM_DEFAULT
halftone	<ul style="list-style-type: none"> • EPOS2_HALFTONE_DITHER • EPOS2_HALFTONE_ERROR_DIFFUSION • EPOS2_HALFTONE_THRESHOLD • EPOS2_PARAM_DEFAULT
brightness	<ul style="list-style-type: none"> • Real number from 0.1 to 10.0 • EPOS2_PARAM_DEFAULT

Parameter	Specifiable Setting Value
compress	<ul style="list-style-type: none"> • EPOS2_COMPRESS_DEFLATE • EPOS2_COMPRESS_NONE • EPOS2_COMPRESS_AUTO • EPOS2_PARAM_DEFAULT

- addBarcode

Parameter	Specifiable Setting Value
data	-
type	<ul style="list-style-type: none"> • EPOS2_BARCODE_UPC_A • EPOS2_BARCODE_UPC_E • EPOS2_BARCODE_EAN13 • EPOS2_BARCODE_JAN13 • EPOS2_BARCODE_EAN8 • EPOS2_BARCODE_JAN8 • EPOS2_BARCODE_CODE39 • EPOS2_BARCODE_ITF • EPOS2_BARCODE_CODABAR • EPOS2_BARCODE_CODE93 • EPOS2_BARCODE_CODE128 • EPOS2_BARCODE_GS1_128 • EPOS2_BARCODE_GS1_DATABAR_OMNIDIRECTIONAL • EPOS2_BARCODE_GS1_DATABAR_TRUNCATED • EPOS2_BARCODE_GS1_DATABAR_LIMITED • EPOS2_BARCODE_GS1_DATABAR_EXPANDED
hri	<ul style="list-style-type: none"> • EPOS2_HRI_NONE (default) • EPOS2_HRI_ABOVE • EPOS2_HRI_BELOW • EPOS2_HRI_BOTH • EPOS2_PARAM_DEFAULT • EPOS2_PARAM_UNSPECIFIED
font	<ul style="list-style-type: none"> • EPOS2_FONT_A (default) • EPOS2_FONT_B • EPOS2_PARAM_DEFAULT • EPOS2_PARAM_UNSPECIFIED
width	<ul style="list-style-type: none"> • Integer from 2 to 6 • EPOS2_PARAM_UNSPECIFIED
height	<ul style="list-style-type: none"> • Integer from 1 to 255 • EPOS2_PARAM_UNSPECIFIED

- addSymbol

Parameter	Specifiable Setting Value
data	-
type	<ul style="list-style-type: none"> • EPOS2_SYMBOL_PDF417_STANDARD • EPOS2_SYMBOL_PDF417_TRUNCATED • EPOS2_SYMBOL_QRCODE_MODEL_1 • EPOS2_SYMBOL_QRCODE_MODEL_2 • EPOS2_SYMBOL_MAXICODE_MODE_2 • EPOS2_SYMBOL_MAXICODE_MODE_3 • EPOS2_SYMBOL_MAXICODE_MODE_4 • EPOS2_SYMBOL_MAXICODE_MODE_5 • EPOS2_SYMBOL_MAXICODE_MODE_6 • EPOS2_SYMBOL_GS1_DATABAR_STACKED • EPOS2_SYMBOL_GS1_DATABAR_STACKED_OMNIDIRECTIONAL • EPOS2_SYMBOL_GS1_DATABAR_EXPANDED_STACKED
level	<ul style="list-style-type: none"> • EPOS2_LEVEL_0 • EPOS2_LEVEL_1 • EPOS2_LEVEL_2 • EPOS2_LEVEL_3 • EPOS2_LEVEL_4 • EPOS2_LEVEL_5 • EPOS2_LEVEL_6 • EPOS2_LEVEL_7 • EPOS2_LEVEL_8 • EPOS2_LEVEL_L • EPOS2_LEVEL_M • EPOS2_LEVEL_Q • EPOS2_LEVEL_H • EPOS2_PARAM_DEFAULT • EPOS2_PARAM_UNSPECIFIED

- addCut

Parameter	Specifiable Setting Value
type	<ul style="list-style-type: none"> • EPOS2_CUT_FEED • EPOS2_CUT_NO_FEED • EPOS2_PARAM_DEFAULT

- addSound

Parameter	Specifiable Setting Value
pattern	<ul style="list-style-type: none"> • EPOS2_PATTERN_NONE • EPOS2_PATTERN_A • EPOS2_PATTERN_B • EPOS2_PATTERN_C • EPOS2_PATTERN_D • EPOS2_PATTERN_E • EPOS2_PATTERN_ERROR • EPOS2_PATTERN_PAPER_EMPTY • EPOS2_PARAM_DEFAULT
repeat	<ul style="list-style-type: none"> • 1 to 255 • EPOS2_PARAM_DEFAULT

- setPrinterSetting

Parameter	Specifiable Setting Value
timeout	<ul style="list-style-type: none"> • Integer from 5000 to 600000 • EPOS2_PARAM_DEFAULT
list	-
type	<ul style="list-style-type: none"> • EPOS2_PRINTER_SETTING_PAPERWIDTH • EPOS2_PRINTER_SETTING_PRINTDENSITY • EPOS2_PRINTER_SETTING_PRINTSPEED

Parameter	Specifiable Setting Value
value	<ul style="list-style-type: none"> • EPOS2_PRINTER_SETTING_PAPERWIDTH80_0 • EPOS2_PRINTER_SETTING_PRINTDENSITY70 • EPOS2_PRINTER_SETTING_PRINTDENSITY75 • EPOS2_PRINTER_SETTING_PRINTDENSITY80 • EPOS2_PRINTER_SETTING_PRINTDENSITY85 • EPOS2_PRINTER_SETTING_PRINTDENSITY90 • EPOS2_PRINTER_SETTING_PRINTDENSITY95 • EPOS2_PRINTER_SETTING_PRINTDENSITY100 • EPOS2_PRINTER_SETTING_PRINTSPEED1 • EPOS2_PRINTER_SETTING_PRINTSPEED2 • EPOS2_PRINTER_SETTING_PRINTSPEED3 • EPOS2_PRINTER_SETTING_PRINTSPEED4 • EPOS2_PRINTER_SETTING_PRINTSPEED5 • EPOS2_PRINTER_SETTING_PRINTSPEED6 • EPOS2_PRINTER_SETTING_PRINTSPEED7 • EPOS2_PRINTER_SETTING_PRINTSPEED8 • EPOS2_PRINTER_SETTING_PRINTSPEED9 • EPOS2_PRINTER_SETTING_PRINTSPEED10 • EPOS2_PRINTER_SETTING_PRINTSPEED11 • EPOS2_PRINTER_SETTING_PRINTSPEED12 • EPOS2_PRINTER_SETTING_PRINTSPEED13
delegate	-

TM-T82III**Printer Specifications**

Item		58mm Specification	80mm Specification
Amount of initial feed		30 dots	
Initial page mode area	Standard mode	420 x 1662 dots	576 x 1662 dots
	42 column mode	378 x 1662 dots	546 x 1662 dots
Maximum page mode area	Standard mode	464 x 3324 dots	639 x 3324 dots
	42 column mode	639 x 3324 dots	
Baseline of Font A		21 dots from the top of the character	
Baseline of Font B		16 dots from the top of the character	

APIs for which restricted parameter setting values can be specified**Epos2Printer Class**

- initWithPrinterSeries

Parameter	Specifiable Setting Value
printerSeries	<ul style="list-style-type: none"> • EPOS2_TM_T82
lang	<ul style="list-style-type: none"> • EPOS2_MODEL_ANK • EPOS2_MODEL_CHINESE • EPOS2_MODEL_TAIWAN

- addTextLang

Parameter	Specifiable Setting Value
lang	<ul style="list-style-type: none"> • EPOS2_LANG_EN (default) • EPOS2_LANG_JA • EPOS2_LANG_ZH_CN • EPOS2_LANG_ZH_TW • EPOS2_LANG_KO • EPOS2_LANG_TH • EPOS2_LANG_VI • EPOS2_PARAM_DEFAULT

- addTextFont

Parameter	Specifiable Setting Value
font	<ul style="list-style-type: none"> • EPOS2_FONT_A (default) • EPOS2_FONT_B • EPOS2_PARAM_DEFAULT

- addTextStyle

Parameter	Specifiable Setting Value
reverse	<ul style="list-style-type: none"> • EPOS2_TRUE • EPOS2_FALSE (default) • EPOS2_PARAM_UNSPECIFIED • EPOS2_PARAM_DEFAULT
ul	<ul style="list-style-type: none"> • EPOS2_TRUE • EPOS2_FALSE (default) • EPOS2_PARAM_UNSPECIFIED • EPOS2_PARAM_DEFAULT
em	<ul style="list-style-type: none"> • EPOS2_TRUE • EPOS2_FALSE (default) • EPOS2_PARAM_UNSPECIFIED • EPOS2_PARAM_DEFAULT
color	<ul style="list-style-type: none"> • EPOS2_COLOR_1 (default) • EPOS2_PARAM_UNSPECIFIED • EPOS2_PARAM_DEFAULT

- addImage

Parameter	Specifiable Setting Value
data	-
x	<ul style="list-style-type: none"> • Integer from 0 to 65534
y	<ul style="list-style-type: none"> • Integer from 0 to 65534
width	<ul style="list-style-type: none"> • Integer from 1 to 65535
height	<ul style="list-style-type: none"> • Integer from 1 to 65535
color	<ul style="list-style-type: none"> • EPOS2_COLOR_1 • EPOS2_PARAM_DEFAULT
mode	<ul style="list-style-type: none"> • EPOS2_MODE_MONO • EPOS2_MODE_MONO_HIGH_DENSITY • EPOS2_PARAM_DEFAULT
halftone	<ul style="list-style-type: none"> • EPOS2_HALFTONE_DITHER • EPOS2_HALFTONE_ERROR_DIFFUSION • EPOS2_HALFTONE_THRESHOLD • EPOS2_PARAM_DEFAULT
brightness	<ul style="list-style-type: none"> • Real number from 0.1 to 10.0 • EPOS2_PARAM_DEFAULT

Parameter	Specifiable Setting Value
compress	<ul style="list-style-type: none"> • EPOS2_COMPRESS_DEFLATE • EPOS2_COMPRESS_NONE • EPOS2_COMPRESS_AUTO • EPOS2_PARAM_DEFAULT

- addBarcode

Parameter	Specifiable Setting Value
data	-
type	<ul style="list-style-type: none"> • EPOS2_BARCODE_UPC_A • EPOS2_BARCODE_UPC_E • EPOS2_BARCODE_EAN13 • EPOS2_BARCODE_JAN13 • EPOS2_BARCODE_EAN8 • EPOS2_BARCODE_JAN8 • EPOS2_BARCODE_CODE39 • EPOS2_BARCODE_ITF • EPOS2_BARCODE_CODABAR • EPOS2_BARCODE_CODE93 • EPOS2_BARCODE_CODE128 • EPOS2_BARCODE_GS1_128 • EPOS2_BARCODE_GS1_DATABAR_OMNIDIRECTIONAL • EPOS2_BARCODE_GS1_DATABAR_TRUNCATED • EPOS2_BARCODE_GS1_DATABAR_LIMITED • EPOS2_BARCODE_GS1_DATABAR_EXPANDED
hri	<ul style="list-style-type: none"> • EPOS2_HRI_NONE (default) • EPOS2_HRI_ABOVE • EPOS2_HRI_BELOW • EPOS2_HRI_BOTH • EPOS2_PARAM_DEFAULT • EPOS2_PARAM_UNSPECIFIED
font	<ul style="list-style-type: none"> • EPOS2_FONT_A (default) • EPOS2_FONT_B • EPOS2_PARAM_DEFAULT • EPOS2_PARAM_UNSPECIFIED
width	<ul style="list-style-type: none"> • Integer from 2 to 6 • EPOS2_PARAM_UNSPECIFIED
height	<ul style="list-style-type: none"> • Integer from 1 to 255 • EPOS2_PARAM_UNSPECIFIED

- addSymbol

Parameter	Specifiable Setting Value
data	-
type	<ul style="list-style-type: none"> • EPOS2_SYMBOL_PDF417_STANDARD • EPOS2_SYMBOL_PDF417_TRUNCATED • EPOS2_SYMBOL_QRCODE_MODEL_1 • EPOS2_SYMBOL_QRCODE_MODEL_2 • EPOS2_SYMBOL_MAXICODE_MODE_2 • EPOS2_SYMBOL_MAXICODE_MODE_3 • EPOS2_SYMBOL_MAXICODE_MODE_4 • EPOS2_SYMBOL_MAXICODE_MODE_5 • EPOS2_SYMBOL_MAXICODE_MODE_6 • EPOS2_SYMBOL_GS1_DATABAR_STACKED • EPOS2_SYMBOL_GS1_DATABAR_STACKED_OMNIDIRECTIONAL • EPOS2_SYMBOL_GS1_DATABAR_EXPANDED_STACKED • EPOS2_SYMBOL_AZTECCODE_FULLRANGE • EPOS2_SYMBOL_AZTECCODE_COMPACT • EPOS2_SYMBOL_DATAMATRIX_SQUARE • EPOS2_SYMBOL_DATAMATRIX_RECTANGLE_8 • EPOS2_SYMBOL_DATAMATRIX_RECTANGLE_12 • EPOS2_SYMBOL_DATAMATRIX_RECTANGLE_16
level	<ul style="list-style-type: none"> • EPOS2_LEVEL_0 • EPOS2_LEVEL_1 • EPOS2_LEVEL_2 • EPOS2_LEVEL_3 • EPOS2_LEVEL_4 • EPOS2_LEVEL_5 • EPOS2_LEVEL_6 • EPOS2_LEVEL_7 • EPOS2_LEVEL_8 • EPOS2_LEVEL_L • EPOS2_LEVEL_M • EPOS2_LEVEL_Q • EPOS2_LEVEL_H • Integer from 5 to 95 • EPOS2_PARAM_DEFAULT • EPOS2_PARAM_UNSPECIFIED

- addCut

Parameter	Specificable Setting Value
type	<ul style="list-style-type: none"> • EPOS2_CUT_FEED • EPOS2_CUT_NO_FEED • EPOS2_PARAM_DEFAULT

- addSound

Parameter	Specificable Setting Value
pattern	<ul style="list-style-type: none"> • EPOS2_PATTERN_NONE • EPOS2_PATTERN_A • EPOS2_PATTERN_B • EPOS2_PATTERN_C • EPOS2_PATTERN_D • EPOS2_PATTERN_E • EPOS2_PATTERN_ERROR • EPOS2_PATTERN_PAPER_EMPTY • EPOS2_PARAM_DEFAULT
repeat	<ul style="list-style-type: none"> • 1 to 255 • EPOS2_PARAM_DEFAULT

- setPrinterSetting

Parameter	Specificable Setting Value
timeout	<ul style="list-style-type: none"> • Integer from 5000 to 600000 • EPOS2_PARAM_DEFAULT
list	-
type	<ul style="list-style-type: none"> • EPOS2_PRINTER_SETTING_PAPERWIDTH • EPOS2_PRINTER_SETTING_PRINTDENSITY • EPOS2_PRINTER_SETTING_PRINTSPEED

Parameter	Specifiable Setting Value
value	<ul style="list-style-type: none"> • EPOS2_PRINTER_SETTING_PAPERWIDTH58_0 • EPOS2_PRINTER_SETTING_PAPERWIDTH80_0 • EPOS2_PRINTER_SETTING_PRINTDENSITY70 • EPOS2_PRINTER_SETTING_PRINTDENSITY75 • EPOS2_PRINTER_SETTING_PRINTDENSITY80 • EPOS2_PRINTER_SETTING_PRINTDENSITY85 • EPOS2_PRINTER_SETTING_PRINTDENSITY90 • EPOS2_PRINTER_SETTING_PRINTDENSITY95 • EPOS2_PRINTER_SETTING_PRINTDENSITY100 • EPOS2_PRINTER_SETTING_PRINTSPEED1 • EPOS2_PRINTER_SETTING_PRINTSPEED2 • EPOS2_PRINTER_SETTING_PRINTSPEED3 • EPOS2_PRINTER_SETTING_PRINTSPEED4 • EPOS2_PRINTER_SETTING_PRINTSPEED5 • EPOS2_PRINTER_SETTING_PRINTSPEED6 • EPOS2_PRINTER_SETTING_PRINTSPEED7 • EPOS2_PRINTER_SETTING_PRINTSPEED8 • EPOS2_PRINTER_SETTING_PRINTSPEED9 • EPOS2_PRINTER_SETTING_PRINTSPEED10 • EPOS2_PRINTER_SETTING_PRINTSPEED11 • EPOS2_PRINTER_SETTING_PRINTSPEED12 • EPOS2_PRINTER_SETTING_PRINTSPEED13
delegate	-

TM-T82IIIL**Printer Specifications**

Item	80mm Specification
Amount of initial feed	30 dots
Initial page mode area	576 x 831 dots
Maximum page mode area	576 x 1662 dots
Baseline of Font A	21 dots from the top of the character
Baseline of Font B	16 dots from the top of the character

APIs for which restricted parameter setting values can be specified**Epos2Printer Class**

- initWithPrinterSeries

Parameter	Specificable Setting Value
printerSeries	<ul style="list-style-type: none"> • EPOS2_TM_T82
lang	<ul style="list-style-type: none"> • EPOS2_MODEL_ANK

- addTextLang

Parameter	Specificable Setting Value
lang	<ul style="list-style-type: none"> • EPOS2_LANG_EN (default) • EPOS2_LANG_JA • EPOS2_LANG_ZH_CN • EPOS2_LANG_ZH_TW • EPOS2_LANG_KO • EPOS2_LANG_TH • EPOS2_LANG_VI • EPOS2_PARAM_DEFAULT

- addTextFont

Parameter	Specificable Setting Value
font	<ul style="list-style-type: none"> • EPOS2_FONT_A (default) • EPOS2_FONT_B • EPOS2_PARAM_DEFAULT

- addTextStyle

Parameter	Specifiable Setting Value
reverse	<ul style="list-style-type: none"> • EPOS2_TRUE • EPOS2_FALSE (default) • EPOS2_PARAM_UNSPECIFIED • EPOS2_PARAM_DEFAULT
ul	<ul style="list-style-type: none"> • EPOS2_TRUE • EPOS2_FALSE (default) • EPOS2_PARAM_UNSPECIFIED • EPOS2_PARAM_DEFAULT
em	<ul style="list-style-type: none"> • EPOS2_TRUE • EPOS2_FALSE (default) • EPOS2_PARAM_UNSPECIFIED • EPOS2_PARAM_DEFAULT
color	<ul style="list-style-type: none"> • EPOS2_COLOR_1 (default) • EPOS2_PARAM_UNSPECIFIED • EPOS2_PARAM_DEFAULT

- addImage

Parameter	Specifiable Setting Value
data	-
x	<ul style="list-style-type: none"> • Integer from 0 to 65534
y	<ul style="list-style-type: none"> • Integer from 0 to 65534
width	<ul style="list-style-type: none"> • Integer from 1 to 65535
height	<ul style="list-style-type: none"> • Integer from 1 to 65535
color	<ul style="list-style-type: none"> • EPOS2_COLOR_1 • EPOS2_PARAM_DEFAULT
mode	<ul style="list-style-type: none"> • EPOS2_MODE_MONO • EPOS2_MODE_MONO_HIGH_DENSITY • EPOS2_PARAM_DEFAULT
halftone	<ul style="list-style-type: none"> • EPOS2_HALFTONE_DITHER • EPOS2_HALFTONE_ERROR_DIFFUSION • EPOS2_HALFTONE_THRESHOLD • EPOS2_PARAM_DEFAULT
brightness	<ul style="list-style-type: none"> • Real number from 0.1 to 10.0 • EPOS2_PARAM_DEFAULT

Parameter	Specifiable Setting Value
compress	<ul style="list-style-type: none"> • EPOS2_COMPRESS_DEFLATE • EPOS2_COMPRESS_NONE • EPOS2_COMPRESS_AUTO • EPOS2_PARAM_DEFAULT

- addBarcode

Parameter	Specifiable Setting Value
data	-
type	<ul style="list-style-type: none"> • EPOS2_BARCODE_UPC_A • EPOS2_BARCODE_UPC_E • EPOS2_BARCODE_EAN13 • EPOS2_BARCODE_JAN13 • EPOS2_BARCODE_EAN8 • EPOS2_BARCODE_JAN8 • EPOS2_BARCODE_CODE39 • EPOS2_BARCODE_ITF • EPOS2_BARCODE_CODABAR • EPOS2_BARCODE_CODE93 • EPOS2_BARCODE_CODE128 • EPOS2_BARCODE_GS1_128 • EPOS2_BARCODE_GS1_DATABAR_OMNIDIRECTIONAL • EPOS2_BARCODE_GS1_DATABAR_TRUNCATED • EPOS2_BARCODE_GS1_DATABAR_LIMITED • EPOS2_BARCODE_GS1_DATABAR_EXPANDED
hri	<ul style="list-style-type: none"> • EPOS2_HRI_NONE (default) • EPOS2_HRI_ABOVE • EPOS2_HRI_BELOW • EPOS2_HRI_BOTH • EPOS2_PARAM_DEFAULT • EPOS2_PARAM_UNSPECIFIED
font	<ul style="list-style-type: none"> • EPOS2_FONT_A (default) • EPOS2_FONT_B • EPOS2_PARAM_DEFAULT • EPOS2_PARAM_UNSPECIFIED
width	<ul style="list-style-type: none"> • Integer from 2 to 6 • EPOS2_PARAM_UNSPECIFIED
height	<ul style="list-style-type: none"> • Integer from 1 to 255 • EPOS2_PARAM_UNSPECIFIED

- addSymbol

Parameter	Specifiable Setting Value
data	-
type	<ul style="list-style-type: none"> • EPOS2_SYMBOL_PDF417_STANDARD • EPOS2_SYMBOL_PDF417_TRUNCATED • EPOS2_SYMBOL_QRCODE_MODEL_1 • EPOS2_SYMBOL_QRCODE_MODEL_2 • EPOS2_SYMBOL_MAXICODE_MODE_2 • EPOS2_SYMBOL_MAXICODE_MODE_3 • EPOS2_SYMBOL_MAXICODE_MODE_4 • EPOS2_SYMBOL_MAXICODE_MODE_5 • EPOS2_SYMBOL_MAXICODE_MODE_6 • EPOS2_SYMBOL_GS1_DATABAR_STACKED • EPOS2_SYMBOL_GS1_DATABAR_STACKED_OMNIDIRECTIONAL • EPOS2_SYMBOL_GS1_DATABAR_EXPANDED_STACKED
level	<ul style="list-style-type: none"> • EPOS2_LEVEL_0 • EPOS2_LEVEL_1 • EPOS2_LEVEL_2 • EPOS2_LEVEL_3 • EPOS2_LEVEL_4 • EPOS2_LEVEL_5 • EPOS2_LEVEL_6 • EPOS2_LEVEL_7 • EPOS2_LEVEL_8 • EPOS2_LEVEL_L • EPOS2_LEVEL_M • EPOS2_LEVEL_Q • EPOS2_LEVEL_H • EPOS2_PARAM_DEFAULT • EPOS2_PARAM_UNSPECIFIED

- addCut

Parameter	Specifiable Setting Value
type	<ul style="list-style-type: none"> • EPOS2_CUT_FEED • EPOS2_CUT_NO_FEED • EPOS2_PARAM_DEFAULT

- addSound

Parameter	Specificable Setting Value
pattern	<ul style="list-style-type: none"> • EPOS2_PATTERN_NONE • EPOS2_PATTERN_A • EPOS2_PATTERN_B • EPOS2_PATTERN_C • EPOS2_PATTERN_D • EPOS2_PATTERN_E • EPOS2_PATTERN_ERROR • EPOS2_PATTERN_PAPER_EMPTY • EPOS2_PARAM_DEFAULT
repeat	<ul style="list-style-type: none"> • 1 to 255 • EPOS2_PARAM_DEFAULT

- setPrinterSetting

Parameter	Specificable Setting Value
timeout	<ul style="list-style-type: none"> • Integer from 5000 to 600000 • EPOS2_PARAM_DEFAULT
list	-
type	<ul style="list-style-type: none"> • EPOS2_PRINTER_SETTING_PAPERWIDTH • EPOS2_PRINTER_SETTING_PRINTDENSITY • EPOS2_PRINTER_SETTING_PRINTSPEED

Parameter	Specifiable Setting Value
value	<ul style="list-style-type: none"> • EPOS2_PRINTER_SETTING_PAPERWIDTH80_0 • EPOS2_PRINTER_SETTING_PRINTDENSITY70 • EPOS2_PRINTER_SETTING_PRINTDENSITY75 • EPOS2_PRINTER_SETTING_PRINTDENSITY80 • EPOS2_PRINTER_SETTING_PRINTDENSITY85 • EPOS2_PRINTER_SETTING_PRINTDENSITY90 • EPOS2_PRINTER_SETTING_PRINTDENSITY95 • EPOS2_PRINTER_SETTING_PRINTDENSITY100 • EPOS2_PRINTER_SETTING_PRINTSPEED1 • EPOS2_PRINTER_SETTING_PRINTSPEED2 • EPOS2_PRINTER_SETTING_PRINTSPEED3 • EPOS2_PRINTER_SETTING_PRINTSPEED4 • EPOS2_PRINTER_SETTING_PRINTSPEED5 • EPOS2_PRINTER_SETTING_PRINTSPEED6 • EPOS2_PRINTER_SETTING_PRINTSPEED7 • EPOS2_PRINTER_SETTING_PRINTSPEED8 • EPOS2_PRINTER_SETTING_PRINTSPEED9 • EPOS2_PRINTER_SETTING_PRINTSPEED10 • EPOS2_PRINTER_SETTING_PRINTSPEED11 • EPOS2_PRINTER_SETTING_PRINTSPEED12 • EPOS2_PRINTER_SETTING_PRINTSPEED13
delegate	-

TM-T82IV**Printer Specifications**

Item		58mm Specification	80mm Specification
Amount of initial feed		30 dots	
Initial page mode area	Standard mode	420 x 1662 dots	576 x 1662 dots
	42 column mode	378 x 1662 dots	546 x 1662 dots
Maximum page mode area	Standard mode	420 x 1662 dots	576 x 1662 dots
	42 column mode	378 x 1662 dots	546 x 1662 dots
Baseline of Font A		21 dots from the top of the character	
Baseline of Font B		16 dots from the top of the character	

APIs for which restricted parameter setting values can be specified**Epos2Printer Class**

- initWithPrinterSeries

Parameter	Specifiable Setting Value
printerSeries	<ul style="list-style-type: none"> • EPOS2_TM_T82
lang	<ul style="list-style-type: none"> • EPOS2_MODEL_ANK • EPOS2_MODEL_CHINESE • EPOS2_MODEL_TAIWAN • EPOS2_MODEL_SOUTHASIA

- addTextLang

Parameter	Specifiable Setting Value
lang	<ul style="list-style-type: none"> • EPOS2_LANG_EN (default) • EPOS2_LANG_JA • EPOS2_LANG_ZH_CN • EPOS2_LANG_ZH_TW • EPOS2_LANG_KO • EPOS2_LANG_TH • EPOS2_LANG_VI • EPOS2_PARAM_DEFAULT

- addTextFont

Parameter	Specifiable Setting Value
font	<ul style="list-style-type: none"> • EPOS2_FONT_A (default) • EPOS2_FONT_B • EPOS2_PARAM_DEFAULT

- addTextStyle

Parameter	Specifiable Setting Value
reverse	<ul style="list-style-type: none"> • EPOS2_TRUE • EPOS2_FALSE (default) • EPOS2_PARAM_UNSPECIFIED • EPOS2_PARAM_DEFAULT
ul	<ul style="list-style-type: none"> • EPOS2_TRUE • EPOS2_FALSE (default) • EPOS2_PARAM_UNSPECIFIED • EPOS2_PARAM_DEFAULT
em	<ul style="list-style-type: none"> • EPOS2_TRUE • EPOS2_FALSE (default) • EPOS2_PARAM_UNSPECIFIED • EPOS2_PARAM_DEFAULT
color	<ul style="list-style-type: none"> • EPOS2_COLOR_1 (default) • EPOS2_PARAM_UNSPECIFIED • EPOS2_PARAM_DEFAULT

- addImage

Parameter	Specifiable Setting Value
data	-
x	<ul style="list-style-type: none"> • Integer from 0 to 65534
y	<ul style="list-style-type: none"> • Integer from 0 to 65534
width	<ul style="list-style-type: none"> • Integer from 1 to 65535
height	<ul style="list-style-type: none"> • Integer from 1 to 65535
color	<ul style="list-style-type: none"> • EPOS2_COLOR_1 • EPOS2_PARAM_DEFAULT
mode	<ul style="list-style-type: none"> • EPOS2_MODE_MONO • EPOS2_MODE_MONO_HIGH_DENSITY • EPOS2_PARAM_DEFAULT
halftone	<ul style="list-style-type: none"> • EPOS2_HALFTONE_DITHER • EPOS2_HALFTONE_ERROR_DIFFUSION • EPOS2_HALFTONE_THRESHOLD • EPOS2_PARAM_DEFAULT
brightness	<ul style="list-style-type: none"> • Real number from 0.1 to 10.0 • EPOS2_PARAM_DEFAULT

Parameter	Specifiable Setting Value
compress	<ul style="list-style-type: none"> • EPOS2_COMPRESS_DEFLATE • EPOS2_COMPRESS_NONE • EPOS2_COMPRESS_AUTO • EPOS2_PARAM_DEFAULT

- addBarcode

Parameter	Specifiable Setting Value
data	-
type	<ul style="list-style-type: none"> • EPOS2_BARCODE_UPC_A • EPOS2_BARCODE_UPC_E • EPOS2_BARCODE_EAN13 • EPOS2_BARCODE_JAN13 • EPOS2_BARCODE_EAN8 • EPOS2_BARCODE_JAN8 • EPOS2_BARCODE_CODE39 • EPOS2_BARCODE_ITF • EPOS2_BARCODE_CODABAR • EPOS2_BARCODE_CODE93 • EPOS2_BARCODE_CODE128 • EPOS2_BARCODE_CODE128_AUTO • EPOS2_BARCODE_GS1_128 • EPOS2_BARCODE_GS1_DATABAR_OMNIDIRECTIONAL • EPOS2_BARCODE_GS1_DATABAR_TRUNCATED • EPOS2_BARCODE_GS1_DATABAR_LIMITED • EPOS2_BARCODE_GS1_DATABAR_EXPANDED
hri	<ul style="list-style-type: none"> • EPOS2_HRI_NONE (default) • EPOS2_HRI_ABOVE • EPOS2_HRI_BELOW • EPOS2_HRI_BOTH • EPOS2_PARAM_DEFAULT • EPOS2_PARAM_UNSPECIFIED
font	<ul style="list-style-type: none"> • EPOS2_FONT_A (default) • EPOS2_FONT_B • EPOS2_PARAM_DEFAULT • EPOS2_PARAM_UNSPECIFIED
width	<ul style="list-style-type: none"> • Integer from 2 to 6 • EPOS2_PARAM_UNSPECIFIED
height	<ul style="list-style-type: none"> • Integer from 1 to 255 • EPOS2_PARAM_UNSPECIFIED

- addSymbol

Parameter	Specifiable Setting Value
data	-
type	<ul style="list-style-type: none"> • EPOS2_SYMBOL_PDF417_STANDARD • EPOS2_SYMBOL_PDF417_TRUNCATED • EPOS2_SYMBOL_QRCODE_MODEL_1 • EPOS2_SYMBOL_QRCODE_MODEL_2 • EPOS2_SYMBOL_MAXICODE_MODE_2 • EPOS2_SYMBOL_MAXICODE_MODE_3 • EPOS2_SYMBOL_MAXICODE_MODE_4 • EPOS2_SYMBOL_MAXICODE_MODE_5 • EPOS2_SYMBOL_MAXICODE_MODE_6 • EPOS2_SYMBOL_GS1_DATABAR_STACKED • EPOS2_SYMBOL_GS1_DATABAR_STACKED_OMNIDIRECTIONAL • EPOS2_SYMBOL_GS1_DATABAR_EXPANDED_STACKED • EPOS2_SYMBOL_AZTECCODE_FULLRANGE • EPOS2_SYMBOL_AZTECCODE_COMPACT • EPOS2_SYMBOL_DATAMATRIX_SQUARE • EPOS2_SYMBOL_DATAMATRIX_RECTANGLE_8 • EPOS2_SYMBOL_DATAMATRIX_RECTANGLE_12 • EPOS2_SYMBOL_DATAMATRIX_RECTANGLE_16
level	<ul style="list-style-type: none"> • EPOS2_LEVEL_0 • EPOS2_LEVEL_1 • EPOS2_LEVEL_2 • EPOS2_LEVEL_3 • EPOS2_LEVEL_4 • EPOS2_LEVEL_5 • EPOS2_LEVEL_6 • EPOS2_LEVEL_7 • EPOS2_LEVEL_8 • EPOS2_LEVEL_L • EPOS2_LEVEL_M • EPOS2_LEVEL_Q • EPOS2_LEVEL_H • Integer from 5 to 95 • EPOS2_PARAM_DEFAULT • EPOS2_PARAM_UNSPECIFIED

- addCut

Parameter	Specificable Setting Value
type	<ul style="list-style-type: none"> • EPOS2_CUT_FEED • EPOS2_CUT_NO_FEED • EPOS2_PARAM_DEFAULT

- addSound

Parameter	Specificable Setting Value
pattern	<ul style="list-style-type: none"> • EPOS2_PATTERN_NONE • EPOS2_PATTERN_A • EPOS2_PATTERN_B • EPOS2_PATTERN_C • EPOS2_PATTERN_D • EPOS2_PATTERN_E • EPOS2_PATTERN_ERROR • EPOS2_PATTERN_PAPER_EMPTY • EPOS2_PARAM_DEFAULT
repeat	<ul style="list-style-type: none"> • 1 to 255 • EPOS2_PARAM_DEFAULT

- setPrinterSetting

Parameter	Specificable Setting Value
timeout	<ul style="list-style-type: none"> • Integer from 5000 to 600000 • EPOS2_PARAM_DEFAULT
list	-
type	<ul style="list-style-type: none"> • EPOS2_PRINTER_SETTING_PAPERWIDTH • EPOS2_PRINTER_SETTING_PRINTDENSITY • EPOS2_PRINTER_SETTING_PRINTSPEED

Parameter	Specifiable Setting Value
value	<ul style="list-style-type: none"> • EPOS2_PRINTER_SETTING_PAPERWIDTH58_0 • EPOS2_PRINTER_SETTING_PAPERWIDTH80_0 • EPOS2_PRINTER_SETTING_PRINTDENSITY85 • EPOS2_PRINTER_SETTING_PRINTDENSITY90 • EPOS2_PRINTER_SETTING_PRINTDENSITY95 • EPOS2_PRINTER_SETTING_PRINTDENSITY100 • EPOS2_PRINTER_SETTING_PRINTDENSITY105 • EPOS2_PRINTER_SETTING_PRINTDENSITY110 • EPOS2_PRINTER_SETTING_PRINTDENSITY115 • EPOS2_PRINTER_SETTING_PRINTSPEED1 • EPOS2_PRINTER_SETTING_PRINTSPEED2 • EPOS2_PRINTER_SETTING_PRINTSPEED3 • EPOS2_PRINTER_SETTING_PRINTSPEED4 • EPOS2_PRINTER_SETTING_PRINTSPEED5 • EPOS2_PRINTER_SETTING_PRINTSPEED6 • EPOS2_PRINTER_SETTING_PRINTSPEED7 • EPOS2_PRINTER_SETTING_PRINTSPEED8 • EPOS2_PRINTER_SETTING_PRINTSPEED9 • EPOS2_PRINTER_SETTING_PRINTSPEED10 • EPOS2_PRINTER_SETTING_PRINTSPEED11 • EPOS2_PRINTER_SETTING_PRINTSPEED12 • EPOS2_PRINTER_SETTING_PRINTSPEED13
delegate	-

Reference information

TM-T82IV supports CODE 128 auto of addBarcode API, which is not supported by TM-T82III.

TM-T82IV-L**Printer Specifications**

Item	80mm Specification
Amount of initial feed	30 dots
Initial page mode area	576 x 831 dots
Maximum page mode area	576 x 1662 dots
Baseline of Font A	21 dots from the top of the character
Baseline of Font B	16 dots from the top of the character

APIs for which restricted parameter setting values can be specified**Epos2Printer Class**

- initWithPrinterSeries

Parameter	Specificable Setting Value
printerSeries	<ul style="list-style-type: none"> • EPOS2_TM_T82
lang	<ul style="list-style-type: none"> • EPOS2_MODEL_ANK

- addTextLang

Parameter	Specificable Setting Value
lang	<ul style="list-style-type: none"> • EPOS2_LANG_EN (default) • EPOS2_LANG_JA • EPOS2_LANG_ZH_CN • EPOS2_LANG_ZH_TW • EPOS2_LANG_KO • EPOS2_LANG_TH • EPOS2_LANG_VI • EPOS2_PARAM_DEFAULT

- addTextFont

Parameter	Specificable Setting Value
font	<ul style="list-style-type: none"> • EPOS2_FONT_A (default) • EPOS2_FONT_B • EPOS2_PARAM_DEFAULT

- addTextStyle

Parameter	Specifiable Setting Value
reverse	<ul style="list-style-type: none"> • EPOS2_TRUE • EPOS2_FALSE (default) • EPOS2_PARAM_UNSPECIFIED • EPOS2_PARAM_DEFAULT
ul	<ul style="list-style-type: none"> • EPOS2_TRUE • EPOS2_FALSE (default) • EPOS2_PARAM_UNSPECIFIED • EPOS2_PARAM_DEFAULT
em	<ul style="list-style-type: none"> • EPOS2_TRUE • EPOS2_FALSE (default) • EPOS2_PARAM_UNSPECIFIED • EPOS2_PARAM_DEFAULT
color	<ul style="list-style-type: none"> • EPOS2_COLOR_1 (default) • EPOS2_PARAM_UNSPECIFIED • EPOS2_PARAM_DEFAULT

- addImage

Parameter	Specifiable Setting Value
data	-
x	<ul style="list-style-type: none"> • Integer from 0 to 65534
y	<ul style="list-style-type: none"> • Integer from 0 to 65534
width	<ul style="list-style-type: none"> • Integer from 1 to 65535
height	<ul style="list-style-type: none"> • Integer from 1 to 65535
color	<ul style="list-style-type: none"> • EPOS2_COLOR_1 • EPOS2_PARAM_DEFAULT
mode	<ul style="list-style-type: none"> • EPOS2_MODE_MONO • EPOS2_MODE_MONO_HIGH_DENSITY • EPOS2_PARAM_DEFAULT
halftone	<ul style="list-style-type: none"> • EPOS2_HALFTONE_DITHER • EPOS2_HALFTONE_ERROR_DIFFUSION • EPOS2_HALFTONE_THRESHOLD • EPOS2_PARAM_DEFAULT
brightness	<ul style="list-style-type: none"> • Real number from 0.1 to 10.0 • EPOS2_PARAM_DEFAULT

Parameter	Specifiable Setting Value
compress	<ul style="list-style-type: none"> • EPOS2_COMPRESS_DEFLATE • EPOS2_COMPRESS_NONE • EPOS2_COMPRESS_AUTO • EPOS2_PARAM_DEFAULT

- addBarcode

Parameter	Specifiable Setting Value
data	-
type	<ul style="list-style-type: none"> • EPOS2_BARCODE_UPC_A • EPOS2_BARCODE_UPC_E • EPOS2_BARCODE_EAN13 • EPOS2_BARCODE_JAN13 • EPOS2_BARCODE_EAN8 • EPOS2_BARCODE_JAN8 • EPOS2_BARCODE_CODE39 • EPOS2_BARCODE_ITF • EPOS2_BARCODE_CODABAR • EPOS2_BARCODE_CODE93 • EPOS2_BARCODE_CODE128 • EPOS2_BARCODE_CODE128_AUTO • EPOS2_BARCODE_GS1_128 • EPOS2_BARCODE_GS1_DATABAR_OMNIDIRECTIONAL • EPOS2_BARCODE_GS1_DATABAR_TRUNCATED • EPOS2_BARCODE_GS1_DATABAR_LIMITED • EPOS2_BARCODE_GS1_DATABAR_EXPANDED
hri	<ul style="list-style-type: none"> • EPOS2_HRI_NONE (default) • EPOS2_HRI_ABOVE • EPOS2_HRI_BELOW • EPOS2_HRI_BOTH • EPOS2_PARAM_DEFAULT • EPOS2_PARAM_UNSPECIFIED
font	<ul style="list-style-type: none"> • EPOS2_FONT_A (default) • EPOS2_FONT_B • EPOS2_PARAM_DEFAULT • EPOS2_PARAM_UNSPECIFIED
width	<ul style="list-style-type: none"> • Integer from 2 to 6 • EPOS2_PARAM_UNSPECIFIED
height	<ul style="list-style-type: none"> • Integer from 1 to 255 • EPOS2_PARAM_UNSPECIFIED

- addSymbol

Parameter	Specifiable Setting Value
data	-
type	<ul style="list-style-type: none"> • EPOS2_SYMBOL_PDF417_STANDARD • EPOS2_SYMBOL_PDF417_TRUNCATED • EPOS2_SYMBOL_QRCODE_MODEL_1 • EPOS2_SYMBOL_QRCODE_MODEL_2 • EPOS2_SYMBOL_MAXICODE_MODE_2 • EPOS2_SYMBOL_MAXICODE_MODE_3 • EPOS2_SYMBOL_MAXICODE_MODE_4 • EPOS2_SYMBOL_MAXICODE_MODE_5 • EPOS2_SYMBOL_MAXICODE_MODE_6 • EPOS2_SYMBOL_GS1_DATABAR_STACKED • EPOS2_SYMBOL_GS1_DATABAR_STACKED_OMNIDIRECTIONAL • EPOS2_SYMBOL_GS1_DATABAR_EXPANDED_STACKED
level	<ul style="list-style-type: none"> • EPOS2_LEVEL_0 • EPOS2_LEVEL_1 • EPOS2_LEVEL_2 • EPOS2_LEVEL_3 • EPOS2_LEVEL_4 • EPOS2_LEVEL_5 • EPOS2_LEVEL_6 • EPOS2_LEVEL_7 • EPOS2_LEVEL_8 • EPOS2_LEVEL_L • EPOS2_LEVEL_M • EPOS2_LEVEL_Q • EPOS2_LEVEL_H • EPOS2_PARAM_DEFAULT • EPOS2_PARAM_UNSPECIFIED

- addCut

Parameter	Specifiable Setting Value
type	<ul style="list-style-type: none"> • EPOS2_CUT_FEED • EPOS2_CUT_NO_FEED • EPOS2_PARAM_DEFAULT

- addSound

Parameter	Specifiable Setting Value
pattern	<ul style="list-style-type: none"> • EPOS2_PATTERN_NONE • EPOS2_PATTERN_A • EPOS2_PATTERN_B • EPOS2_PATTERN_C • EPOS2_PATTERN_D • EPOS2_PATTERN_E • EPOS2_PATTERN_ERROR • EPOS2_PATTERN_PAPER_EMPTY • EPOS2_PARAM_DEFAULT
repeat	<ul style="list-style-type: none"> • 1 to 255 • EPOS2_PARAM_DEFAULT

- setPrinterSetting

Parameter	Specifiable Setting Value
timeout	<ul style="list-style-type: none"> • Integer from 5000 to 600000 • EPOS2_PARAM_DEFAULT
list	-
type	<ul style="list-style-type: none"> • EPOS2_PRINTER_SETTING_PAPERWIDTH • EPOS2_PRINTER_SETTING_PRINTDENSITY • EPOS2_PRINTER_SETTING_PRINTSPEED

Parameter	Specifiable Setting Value
value	<ul style="list-style-type: none"> • EPOS2_PRINTER_SETTING_PAPERWIDTH80_0 • EPOS2_PRINTER_SETTING_PRINTDENSITY70 • EPOS2_PRINTER_SETTING_PRINTDENSITY75 • EPOS2_PRINTER_SETTING_PRINTDENSITY80 • EPOS2_PRINTER_SETTING_PRINTDENSITY85 • EPOS2_PRINTER_SETTING_PRINTDENSITY90 • EPOS2_PRINTER_SETTING_PRINTDENSITY95 • EPOS2_PRINTER_SETTING_PRINTDENSITY100 • EPOS2_PRINTER_SETTING_PRINTSPEED1 • EPOS2_PRINTER_SETTING_PRINTSPEED2 • EPOS2_PRINTER_SETTING_PRINTSPEED3 • EPOS2_PRINTER_SETTING_PRINTSPEED4 • EPOS2_PRINTER_SETTING_PRINTSPEED5 • EPOS2_PRINTER_SETTING_PRINTSPEED6 • EPOS2_PRINTER_SETTING_PRINTSPEED7 • EPOS2_PRINTER_SETTING_PRINTSPEED8 • EPOS2_PRINTER_SETTING_PRINTSPEED9 • EPOS2_PRINTER_SETTING_PRINTSPEED10 • EPOS2_PRINTER_SETTING_PRINTSPEED11 • EPOS2_PRINTER_SETTING_PRINTSPEED12 • EPOS2_PRINTER_SETTING_PRINTSPEED13
delegate	-

Reference information

TM-T82IV-L supports CODE 128 auto of addBarcode API, which is not supported by TM-T82IIIL.

TM-T82X**Printer Specifications**

Item	58mm Specification	80mm Specification
Amount of initial feed	30 dots	
Initial page mode area	420 x 831 dots	576 x 831 dots
Maximum page mode area	420 x 1662 dots	576 x 1662 dots
Baseline of Font A	21 dots from the top of the character	
Baseline of Font B	16 dots from the top of the character	

APIs for which restricted parameter setting values can be specified**Epos2Printer Class**

- initWithPrinterSeries

Parameter	Specificable Setting Value
printerSeries	<ul style="list-style-type: none"> • EPOS2_TM_T82
lang	<ul style="list-style-type: none"> • EPOS2_MODEL_ANK • EPOS2_MODEL_CHINESE • EPOS2_MODEL_TAIWAN • EPOS2_MODEL_SOUTHASIA

- addTextLang

Parameter	Specificable Setting Value
lang	<ul style="list-style-type: none"> • EPOS2_LANG_EN (default) • EPOS2_LANG_JA • EPOS2_LANG_ZH_CN • EPOS2_LANG_ZH_TW • EPOS2_LANG_KO • EPOS2_LANG_TH • EPOS2_LANG_VI • EPOS2_PARAM_DEFAULT

- addTextFont

Parameter	Specificable Setting Value
font	<ul style="list-style-type: none"> • EPOS2_FONT_A (default) • EPOS2_FONT_B • EPOS2_PARAM_DEFAULT

- addTextStyle

Parameter	Specifiable Setting Value
reverse	<ul style="list-style-type: none"> • EPOS2_TRUE • EPOS2_FALSE (default) • EPOS2_PARAM_UNSPECIFIED • EPOS2_PARAM_DEFAULT
ul	<ul style="list-style-type: none"> • EPOS2_TRUE • EPOS2_FALSE (default) • EPOS2_PARAM_UNSPECIFIED • EPOS2_PARAM_DEFAULT
em	<ul style="list-style-type: none"> • EPOS2_TRUE • EPOS2_FALSE (default) • EPOS2_PARAM_UNSPECIFIED • EPOS2_PARAM_DEFAULT
color	<ul style="list-style-type: none"> • EPOS2_COLOR_1 (default) • EPOS2_PARAM_UNSPECIFIED • EPOS2_PARAM_DEFAULT

- addImage

Parameter	Specifiable Setting Value
data	-
x	<ul style="list-style-type: none"> • Integer from 0 to 65534
y	<ul style="list-style-type: none"> • Integer from 0 to 65534
width	<ul style="list-style-type: none"> • Integer from 1 to 65535
height	<ul style="list-style-type: none"> • Integer from 1 to 65535
color	<ul style="list-style-type: none"> • EPOS2_COLOR_1 • EPOS2_PARAM_DEFAULT
mode	<ul style="list-style-type: none"> • EPOS2_MODE_MONO • EPOS2_MODE_MONO_HIGH_DENSITY • EPOS2_PARAM_DEFAULT
halftone	<ul style="list-style-type: none"> • EPOS2_HALFTONE_DITHER • EPOS2_HALFTONE_ERROR_DIFFUSION • EPOS2_HALFTONE_THRESHOLD • EPOS2_PARAM_DEFAULT
brightness	<ul style="list-style-type: none"> • Real number from 0.1 to 10.0 • EPOS2_PARAM_DEFAULT

Parameter	Specifiable Setting Value
compress	<ul style="list-style-type: none"> • EPOS2_COMPRESS_DEFLATE • EPOS2_COMPRESS_NONE • EPOS2_COMPRESS_AUTO • EPOS2_PARAM_DEFAULT

- addBarcode

Parameter	Specifiable Setting Value
data	-
type	<ul style="list-style-type: none"> • EPOS2_BARCODE_UPC_A • EPOS2_BARCODE_UPC_E • EPOS2_BARCODE_EAN13 • EPOS2_BARCODE_JAN13 • EPOS2_BARCODE_EAN8 • EPOS2_BARCODE_JAN8 • EPOS2_BARCODE_CODE39 • EPOS2_BARCODE_ITF • EPOS2_BARCODE_CODABAR • EPOS2_BARCODE_CODE93 • EPOS2_BARCODE_CODE128 • EPOS2_BARCODE_GS1_128 • EPOS2_BARCODE_GS1_DATABAR_OMNIDIRECTIONAL • EPOS2_BARCODE_GS1_DATABAR_TRUNCATED • EPOS2_BARCODE_GS1_DATABAR_LIMITED • EPOS2_BARCODE_GS1_DATABAR_EXPANDED
hri	<ul style="list-style-type: none"> • EPOS2_HRI_NONE (default) • EPOS2_HRI_ABOVE • EPOS2_HRI_BELOW • EPOS2_HRI_BOTH • EPOS2_PARAM_DEFAULT • EPOS2_PARAM_UNSPECIFIED
font	<ul style="list-style-type: none"> • EPOS2_FONT_A (default) • EPOS2_FONT_B • EPOS2_PARAM_DEFAULT • EPOS2_PARAM_UNSPECIFIED
width	<ul style="list-style-type: none"> • Integer from 2 to 6 • EPOS2_PARAM_UNSPECIFIED
height	<ul style="list-style-type: none"> • Integer from 1 to 255 • EPOS2_PARAM_UNSPECIFIED

- addSymbol

Parameter	Specifiable Setting Value
data	-
type	<ul style="list-style-type: none"> • EPOS2_SYMBOL_PDF417_STANDARD • EPOS2_SYMBOL_PDF417_TRUNCATED • EPOS2_SYMBOL_QRCODE_MODEL_1 • EPOS2_SYMBOL_QRCODE_MODEL_2 • EPOS2_SYMBOL_MAXICODE_MODE_2 • EPOS2_SYMBOL_MAXICODE_MODE_3 • EPOS2_SYMBOL_MAXICODE_MODE_4 • EPOS2_SYMBOL_MAXICODE_MODE_5 • EPOS2_SYMBOL_MAXICODE_MODE_6 • EPOS2_SYMBOL_GS1_DATABAR_STACKED • EPOS2_SYMBOL_GS1_DATABAR_STACKED_OMNIDIRECTIONAL • EPOS2_SYMBOL_GS1_DATABAR_EXPANDED_STACKED
level	<ul style="list-style-type: none"> • EPOS2_LEVEL_0 • EPOS2_LEVEL_1 • EPOS2_LEVEL_2 • EPOS2_LEVEL_3 • EPOS2_LEVEL_4 • EPOS2_LEVEL_5 • EPOS2_LEVEL_6 • EPOS2_LEVEL_7 • EPOS2_LEVEL_8 • EPOS2_LEVEL_L • EPOS2_LEVEL_M • EPOS2_LEVEL_Q • EPOS2_LEVEL_H • EPOS2_PARAM_DEFAULT • EPOS2_PARAM_UNSPECIFIED

- addCut

Parameter	Specifiable Setting Value
type	<ul style="list-style-type: none"> • EPOS2_CUT_FEED • EPOS2_CUT_NO_FEED • EPOS2_PARAM_DEFAULT

- addSound

Parameter	Specifiable Setting Value
pattern	<ul style="list-style-type: none">• EPOS2_PATTERN_NONE• EPOS2_PATTERN_A• EPOS2_PATTERN_B• EPOS2_PATTERN_C• EPOS2_PATTERN_D• EPOS2_PATTERN_E• EPOS2_PATTERN_ERROR• EPOS2_PATTERN_PAPER_EMPTY• EPOS2_PARAM_DEFAULT
repeat	<ul style="list-style-type: none">• 1 to 255• EPOS2_PARAM_DEFAULT

TM-T82X-II**Printer Specifications**

Item	58mm Specification	80mm Specification
Amount of initial feed	30 dots	
Initial page mode area	420 x 831 dots	576 x 831 dots
Maximum page mode area	420 x 1662 dots	576 x 1662 dots
Baseline of Font A	21 dots from the top of the character	
Baseline of Font B	16 dots from the top of the character	

APIs for which restricted parameter setting values can be specified**Epos2Printer Class**

- initWithPrinterSeries

Parameter	Specificable Setting Value
printerSeries	<ul style="list-style-type: none"> • EPOS2_TM_T82
lang	<ul style="list-style-type: none"> • EPOS2_MODEL_ANK • EPOS2_MODEL_CHINESE • EPOS2_MODEL_TAIWAN • EPOS2_MODEL_SOUTHASIA

- addTextLang

Parameter	Specificable Setting Value
lang	<ul style="list-style-type: none"> • EPOS2_LANG_EN (default) • EPOS2_LANG_JA • EPOS2_LANG_ZH_CN • EPOS2_LANG_ZH_TW • EPOS2_LANG_KO • EPOS2_LANG_TH • EPOS2_LANG_VI • EPOS2_PARAM_DEFAULT

- addTextFont

Parameter	Specificable Setting Value
font	<ul style="list-style-type: none"> • EPOS2_FONT_A (default) • EPOS2_FONT_B • EPOS2_PARAM_DEFAULT

- addTextStyle

Parameter	Specifiable Setting Value
reverse	<ul style="list-style-type: none"> • EPOS2_TRUE • EPOS2_FALSE (default) • EPOS2_PARAM_UNSPECIFIED • EPOS2_PARAM_DEFAULT
ul	<ul style="list-style-type: none"> • EPOS2_TRUE • EPOS2_FALSE (default) • EPOS2_PARAM_UNSPECIFIED • EPOS2_PARAM_DEFAULT
em	<ul style="list-style-type: none"> • EPOS2_TRUE • EPOS2_FALSE (default) • EPOS2_PARAM_UNSPECIFIED • EPOS2_PARAM_DEFAULT
color	<ul style="list-style-type: none"> • EPOS2_COLOR_1 (default) • EPOS2_PARAM_UNSPECIFIED • EPOS2_PARAM_DEFAULT

- addImage

Parameter	Specifiable Setting Value
data	-
x	<ul style="list-style-type: none"> • Integer from 0 to 65534
y	<ul style="list-style-type: none"> • Integer from 0 to 65534
width	<ul style="list-style-type: none"> • Integer from 1 to 65535
height	<ul style="list-style-type: none"> • Integer from 1 to 65535
color	<ul style="list-style-type: none"> • EPOS2_COLOR_1 • EPOS2_PARAM_DEFAULT
mode	<ul style="list-style-type: none"> • EPOS2_MODE_MONO • EPOS2_MODE_MONO_HIGH_DENSITY • EPOS2_PARAM_DEFAULT
halftone	<ul style="list-style-type: none"> • EPOS2_HALFTONE_DITHER • EPOS2_HALFTONE_ERROR_DIFFUSION • EPOS2_HALFTONE_THRESHOLD • EPOS2_PARAM_DEFAULT
brightness	<ul style="list-style-type: none"> • Real number from 0.1 to 10.0 • EPOS2_PARAM_DEFAULT

Parameter	Specifiable Setting Value
compress	<ul style="list-style-type: none"> • EPOS2_COMPRESS_DEFLATE • EPOS2_COMPRESS_NONE • EPOS2_COMPRESS_AUTO • EPOS2_PARAM_DEFAULT

- addBarcode

Parameter	Specifiable Setting Value
data	-
type	<ul style="list-style-type: none"> • EPOS2_BARCODE_UPC_A • EPOS2_BARCODE_UPC_E • EPOS2_BARCODE_EAN13 • EPOS2_BARCODE_JAN13 • EPOS2_BARCODE_EAN8 • EPOS2_BARCODE_JAN8 • EPOS2_BARCODE_CODE39 • EPOS2_BARCODE_ITF • EPOS2_BARCODE_CODABAR • EPOS2_BARCODE_CODE93 • EPOS2_BARCODE_CODE128 • EPOS2_BARCODE_CODE128_AUTO • EPOS2_BARCODE_GS1_128 • EPOS2_BARCODE_GS1_DATABAR_OMNIDIRECTIONAL • EPOS2_BARCODE_GS1_DATABAR_TRUNCATED • EPOS2_BARCODE_GS1_DATABAR_LIMITED • EPOS2_BARCODE_GS1_DATABAR_EXPANDED
hri	<ul style="list-style-type: none"> • EPOS2_HRI_NONE (default) • EPOS2_HRI_ABOVE • EPOS2_HRI_BELOW • EPOS2_HRI_BOTH • EPOS2_PARAM_DEFAULT • EPOS2_PARAM_UNSPECIFIED
font	<ul style="list-style-type: none"> • EPOS2_FONT_A (default) • EPOS2_FONT_B • EPOS2_PARAM_DEFAULT • EPOS2_PARAM_UNSPECIFIED
width	<ul style="list-style-type: none"> • Integer from 2 to 6 • EPOS2_PARAM_UNSPECIFIED
height	<ul style="list-style-type: none"> • Integer from 1 to 255 • EPOS2_PARAM_UNSPECIFIED

- addSymbol

Parameter	Specifiable Setting Value
data	-
type	<ul style="list-style-type: none"> • EPOS2_SYMBOL_PDF417_STANDARD • EPOS2_SYMBOL_PDF417_TRUNCATED • EPOS2_SYMBOL_QRCODE_MODEL_1 • EPOS2_SYMBOL_QRCODE_MODEL_2 • EPOS2_SYMBOL_MAXICODE_MODE_2 • EPOS2_SYMBOL_MAXICODE_MODE_3 • EPOS2_SYMBOL_MAXICODE_MODE_4 • EPOS2_SYMBOL_MAXICODE_MODE_5 • EPOS2_SYMBOL_MAXICODE_MODE_6 • EPOS2_SYMBOL_GS1_DATABAR_STACKED • EPOS2_SYMBOL_GS1_DATABAR_STACKED_OMNIDIRECTIONAL • EPOS2_SYMBOL_GS1_DATABAR_EXPANDED_STACKED
level	<ul style="list-style-type: none"> • EPOS2_LEVEL_0 • EPOS2_LEVEL_1 • EPOS2_LEVEL_2 • EPOS2_LEVEL_3 • EPOS2_LEVEL_4 • EPOS2_LEVEL_5 • EPOS2_LEVEL_6 • EPOS2_LEVEL_7 • EPOS2_LEVEL_8 • EPOS2_LEVEL_L • EPOS2_LEVEL_M • EPOS2_LEVEL_Q • EPOS2_LEVEL_H • EPOS2_PARAM_DEFAULT • EPOS2_PARAM_UNSPECIFIED

- addCut

Parameter	Specifiable Setting Value
type	<ul style="list-style-type: none"> • EPOS2_CUT_FEED • EPOS2_CUT_NO_FEED • EPOS2_PARAM_DEFAULT

- addSound

Parameter	Specifiable Setting Value
pattern	<ul style="list-style-type: none">• EPOS2_PATTERN_NONE• EPOS2_PATTERN_A• EPOS2_PATTERN_B• EPOS2_PATTERN_C• EPOS2_PATTERN_D• EPOS2_PATTERN_E• EPOS2_PATTERN_ERROR• EPOS2_PATTERN_PAPER_EMPTY• EPOS2_PARAM_DEFAULT
repeat	<ul style="list-style-type: none">• 1 to 255• EPOS2_PARAM_DEFAULT

Reference information

TM-T82X-II supports CODE 128 auto of addBarcode API, which is not supported by TM-T82X.

TM-T83III**Printer Specifications**

Item		80mm Specification
Amount of initial feed		30 dots
Initial page mode area	for Korea	546 x 831 dots
	Other	576 x 831 dots
Maximum page mode area	for Korea	546 x 1662 dots
	Other	576 x 1662 dots
Baseline of Font A		21 dots from the top of the character
Baseline of Font B		16 dots from the top of the character

APIs for which restricted parameter setting values can be specified**Epos2Printer Class**

- initWithPrinterSeries

Parameter	Specifiable Setting Value
printerSeries	<ul style="list-style-type: none"> • EPOS2_TM_T83III
lang	<ul style="list-style-type: none"> • EPOS2_MODEL_ANK • EPOS2_MODEL_CHINESE • EPOS2_MODEL_KOREAN • EPOS2_MODEL_SOUTHASIA

- addTextLang

Parameter	Specifiable Setting Value
lang	<ul style="list-style-type: none"> • EPOS2_LANG_EN (default) • EPOS2_LANG_JA • EPOS2_LANG_ZH_CN • EPOS2_LANG_ZH_TW • EPOS2_LANG_KO • EPOS2_LANG_TH • EPOS2_LANG_VI • EPOS2_PARAM_DEFAULT

- addTextFont

Parameter	Specifiable Setting Value
font	<ul style="list-style-type: none"> • EPOS2_FONT_A (default) • EPOS2_FONT_B • EPOS2_PARAM_DEFAULT

- addTextStyle

Parameter	Specifiable Setting Value
reverse	<ul style="list-style-type: none"> • EPOS2_TRUE • EPOS2_FALSE (default) • EPOS2_PARAM_UNSPECIFIED • EPOS2_PARAM_DEFAULT
ul	<ul style="list-style-type: none"> • EPOS2_TRUE • EPOS2_FALSE (default) • EPOS2_PARAM_UNSPECIFIED • EPOS2_PARAM_DEFAULT
em	<ul style="list-style-type: none"> • EPOS2_TRUE • EPOS2_FALSE (default) • EPOS2_PARAM_UNSPECIFIED • EPOS2_PARAM_DEFAULT
color	<ul style="list-style-type: none"> • EPOS2_COLOR_1 (default) • EPOS2_PARAM_UNSPECIFIED • EPOS2_PARAM_DEFAULT

- addImage

Parameter	Specifiable Setting Value
data	-
x	<ul style="list-style-type: none"> • Integer from 0 to 65534
y	<ul style="list-style-type: none"> • Integer from 0 to 65534
width	<ul style="list-style-type: none"> • Integer from 1 to 65535
height	<ul style="list-style-type: none"> • Integer from 1 to 65535
color	<ul style="list-style-type: none"> • EPOS2_COLOR_1 • EPOS2_PARAM_DEFAULT
mode	<ul style="list-style-type: none"> • EPOS2_MODE_MONO • EPOS2_MODE_MONO_HIGH_DENSITY • EPOS2_PARAM_DEFAULT
halftone	<ul style="list-style-type: none"> • EPOS2_HALFTONE_DITHER • EPOS2_HALFTONE_ERROR_DIFFUSION • EPOS2_HALFTONE_THRESHOLD • EPOS2_PARAM_DEFAULT
brightness	<ul style="list-style-type: none"> • Real number from 0.1 to 10.0 • EPOS2_PARAM_DEFAULT

Parameter	Specifiable Setting Value
compress	<ul style="list-style-type: none"> • EPOS2_COMPRESS_DEFLATE • EPOS2_COMPRESS_NONE • EPOS2_COMPRESS_AUTO • EPOS2_PARAM_DEFAULT

- addBarcode

Parameter	Specifiable Setting Value
data	-
type	<ul style="list-style-type: none"> • EPOS2_BARCODE_UPC_A • EPOS2_BARCODE_UPC_E • EPOS2_BARCODE_EAN13 • EPOS2_BARCODE_JAN13 • EPOS2_BARCODE_EAN8 • EPOS2_BARCODE_JAN8 • EPOS2_BARCODE_CODE39 • EPOS2_BARCODE_ITF • EPOS2_BARCODE_CODABAR • EPOS2_BARCODE_CODE93 • EPOS2_BARCODE_CODE128 • EPOS2_BARCODE_GS1_128 • EPOS2_BARCODE_GS1_DATABAR_OMNIDIRECTIONAL • EPOS2_BARCODE_GS1_DATABAR_TRUNCATED • EPOS2_BARCODE_GS1_DATABAR_LIMITED • EPOS2_BARCODE_GS1_DATABAR_EXPANDED
hri	<ul style="list-style-type: none"> • EPOS2_HRI_NONE (default) • EPOS2_HRI_ABOVE • EPOS2_HRI_BELOW • EPOS2_HRI_BOTH • EPOS2_PARAM_DEFAULT • EPOS2_PARAM_UNSPECIFIED
font	<ul style="list-style-type: none"> • EPOS2_FONT_A (default) • EPOS2_FONT_B • EPOS2_PARAM_DEFAULT • EPOS2_PARAM_UNSPECIFIED
width	<ul style="list-style-type: none"> • Integer from 2 to 6 • EPOS2_PARAM_UNSPECIFIED
height	<ul style="list-style-type: none"> • Integer from 1 to 255 • EPOS2_PARAM_UNSPECIFIED

- addSymbol

Parameter	Specifiable Setting Value
data	-
type	<ul style="list-style-type: none"> • EPOS2_SYMBOL_PDF417_STANDARD • EPOS2_SYMBOL_PDF417_TRUNCATED • EPOS2_SYMBOL_QRCODE_MODEL_1 • EPOS2_SYMBOL_QRCODE_MODEL_2 • EPOS2_SYMBOL_MAXICODE_MODE_2 • EPOS2_SYMBOL_MAXICODE_MODE_3 • EPOS2_SYMBOL_MAXICODE_MODE_4 • EPOS2_SYMBOL_MAXICODE_MODE_5 • EPOS2_SYMBOL_MAXICODE_MODE_6 • EPOS2_SYMBOL_GS1_DATABAR_STACKED • EPOS2_SYMBOL_GS1_DATABAR_STACKED_OMNIDIRECTIONAL • EPOS2_SYMBOL_GS1_DATABAR_EXPANDED_STACKED
level	<ul style="list-style-type: none"> • EPOS2_LEVEL_0 • EPOS2_LEVEL_1 • EPOS2_LEVEL_2 • EPOS2_LEVEL_3 • EPOS2_LEVEL_4 • EPOS2_LEVEL_5 • EPOS2_LEVEL_6 • EPOS2_LEVEL_7 • EPOS2_LEVEL_8 • EPOS2_LEVEL_L • EPOS2_LEVEL_M • EPOS2_LEVEL_Q • EPOS2_LEVEL_H • EPOS2_PARAM_DEFAULT • EPOS2_PARAM_UNSPECIFIED

- addCut

Parameter	Specifiable Setting Value
type	<ul style="list-style-type: none"> • EPOS2_CUT_FEED • EPOS2_CUT_NO_FEED • EPOS2_PARAM_DEFAULT

- addSound

Parameter	Specifiable Setting Value
pattern	<ul style="list-style-type: none">• EPOS2_PATTERN_NONE• EPOS2_PATTERN_A• EPOS2_PATTERN_B• EPOS2_PATTERN_C• EPOS2_PATTERN_D• EPOS2_PATTERN_E• EPOS2_PATTERN_ERROR• EPOS2_PATTERN_PAPER_EMPTY• EPOS2_PARAM_DEFAULT
repeat	<ul style="list-style-type: none">• 1 to 255• EPOS2_PARAM_DEFAULT

TM-T83IV**Printer Specifications**

Item	58mm Specification	80mm Specification
Amount of initial feed	30 dots	
Initial page mode area	420 x 831 dots	576 x 831 dots
Maximum page mode area	420 x 1662 dots	576 x 1662 dots
Baseline of Font A	21 dots from the top of the character	
Baseline of Font B	16 dots from the top of the character	

APIs for which restricted parameter setting values can be specified**Epos2Printer Class**

- initWithPrinterSeries

Parameter	Specificable Setting Value
printerSeries	<ul style="list-style-type: none"> • EPOS2_TM_T83III
lang	<ul style="list-style-type: none"> • EPOS2_MODEL_ANK • EPOS2_MODEL_CHINESE

- addTextLang

Parameter	Specificable Setting Value
lang	<ul style="list-style-type: none"> • EPOS2_LANG_EN (default) • EPOS2_LANG_JA • EPOS2_LANG_ZH_CN • EPOS2_LANG_ZH_TW • EPOS2_LANG_KO • EPOS2_LANG_TH • EPOS2_LANG_VI • EPOS2_PARAM_DEFAULT

- addTextFont

Parameter	Specificable Setting Value
font	<ul style="list-style-type: none"> • EPOS2_FONT_A (default) • EPOS2_FONT_B • EPOS2_PARAM_DEFAULT

- addTextStyle

Parameter	Specifiable Setting Value
reverse	<ul style="list-style-type: none"> • EPOS2_TRUE • EPOS2_FALSE (default) • EPOS2_PARAM_UNSPECIFIED • EPOS2_PARAM_DEFAULT
ul	<ul style="list-style-type: none"> • EPOS2_TRUE • EPOS2_FALSE (default) • EPOS2_PARAM_UNSPECIFIED • EPOS2_PARAM_DEFAULT
em	<ul style="list-style-type: none"> • EPOS2_TRUE • EPOS2_FALSE (default) • EPOS2_PARAM_UNSPECIFIED • EPOS2_PARAM_DEFAULT
color	<ul style="list-style-type: none"> • EPOS2_COLOR_1 (default) • EPOS2_PARAM_UNSPECIFIED • EPOS2_PARAM_DEFAULT

- addImage

Parameter	Specifiable Setting Value
data	-
x	<ul style="list-style-type: none"> • Integer from 0 to 65534
y	<ul style="list-style-type: none"> • Integer from 0 to 65534
width	<ul style="list-style-type: none"> • Integer from 1 to 65535
height	<ul style="list-style-type: none"> • Integer from 1 to 65535
color	<ul style="list-style-type: none"> • EPOS2_COLOR_1 • EPOS2_PARAM_DEFAULT
mode	<ul style="list-style-type: none"> • EPOS2_MODE_MONO • EPOS2_MODE_MONO_HIGH_DENSITY • EPOS2_PARAM_DEFAULT
halftone	<ul style="list-style-type: none"> • EPOS2_HALFTONE_DITHER • EPOS2_HALFTONE_ERROR_DIFFUSION • EPOS2_HALFTONE_THRESHOLD • EPOS2_PARAM_DEFAULT
brightness	<ul style="list-style-type: none"> • Real number from 0.1 to 10.0 • EPOS2_PARAM_DEFAULT

Parameter	Specifiable Setting Value
compress	<ul style="list-style-type: none"> • EPOS2_COMPRESS_DEFLATE • EPOS2_COMPRESS_NONE • EPOS2_COMPRESS_AUTO • EPOS2_PARAM_DEFAULT

- addBarcode

Parameter	Specifiable Setting Value
data	-
type	<ul style="list-style-type: none"> • EPOS2_BARCODE_UPC_A • EPOS2_BARCODE_UPC_E • EPOS2_BARCODE_EAN13 • EPOS2_BARCODE_JAN13 • EPOS2_BARCODE_EAN8 • EPOS2_BARCODE_JAN8 • EPOS2_BARCODE_CODE39 • EPOS2_BARCODE_ITF • EPOS2_BARCODE_CODABAR • EPOS2_BARCODE_CODE93 • EPOS2_BARCODE_CODE128 • EPOS2_BARCODE_CODE128_AUTO • EPOS2_BARCODE_GS1_128 • EPOS2_BARCODE_GS1_DATABAR_OMNIDIRECTIONAL • EPOS2_BARCODE_GS1_DATABAR_TRUNCATED • EPOS2_BARCODE_GS1_DATABAR_LIMITED • EPOS2_BARCODE_GS1_DATABAR_EXPANDED
hri	<ul style="list-style-type: none"> • EPOS2_HRI_NONE (default) • EPOS2_HRI_ABOVE • EPOS2_HRI_BELOW • EPOS2_HRI_BOTH • EPOS2_PARAM_DEFAULT • EPOS2_PARAM_UNSPECIFIED
font	<ul style="list-style-type: none"> • EPOS2_FONT_A (default) • EPOS2_FONT_B • EPOS2_PARAM_DEFAULT • EPOS2_PARAM_UNSPECIFIED
width	<ul style="list-style-type: none"> • Integer from 2 to 6 • EPOS2_PARAM_UNSPECIFIED
height	<ul style="list-style-type: none"> • Integer from 1 to 255 • EPOS2_PARAM_UNSPECIFIED

- addSymbol

Parameter	Specifiable Setting Value
data	-
type	<ul style="list-style-type: none"> • EPOS2_SYMBOL_PDF417_STANDARD • EPOS2_SYMBOL_PDF417_TRUNCATED • EPOS2_SYMBOL_QRCODE_MODEL_1 • EPOS2_SYMBOL_QRCODE_MODEL_2 • EPOS2_SYMBOL_MAXICODE_MODE_2 • EPOS2_SYMBOL_MAXICODE_MODE_3 • EPOS2_SYMBOL_MAXICODE_MODE_4 • EPOS2_SYMBOL_MAXICODE_MODE_5 • EPOS2_SYMBOL_MAXICODE_MODE_6 • EPOS2_SYMBOL_GS1_DATABAR_STACKED • EPOS2_SYMBOL_GS1_DATABAR_STACKED_OMNIDIRECTIONAL • EPOS2_SYMBOL_GS1_DATABAR_EXPANDED_STACKED
level	<ul style="list-style-type: none"> • EPOS2_LEVEL_0 • EPOS2_LEVEL_1 • EPOS2_LEVEL_2 • EPOS2_LEVEL_3 • EPOS2_LEVEL_4 • EPOS2_LEVEL_5 • EPOS2_LEVEL_6 • EPOS2_LEVEL_7 • EPOS2_LEVEL_8 • EPOS2_LEVEL_L • EPOS2_LEVEL_M • EPOS2_LEVEL_Q • EPOS2_LEVEL_H • EPOS2_PARAM_DEFAULT • EPOS2_PARAM_UNSPECIFIED

- addCut

Parameter	Specifiable Setting Value
type	<ul style="list-style-type: none"> • EPOS2_CUT_FEED • EPOS2_CUT_NO_FEED • EPOS2_PARAM_DEFAULT

- addSound

Parameter	Specifiable Setting Value
pattern	<ul style="list-style-type: none">• EPOS2_PATTERN_NONE• EPOS2_PATTERN_A• EPOS2_PATTERN_B• EPOS2_PATTERN_C• EPOS2_PATTERN_D• EPOS2_PATTERN_E• EPOS2_PATTERN_ERROR• EPOS2_PATTERN_PAPER_EMPTY• EPOS2_PARAM_DEFAULT
repeat	<ul style="list-style-type: none">• 1 to 255• EPOS2_PARAM_DEFAULT

Reference information

TM-T83IV supports CODE 128 auto of addBarcode API, which is not supported by TM-T83III.

TM-T88V**Printer Specifications**

Item		58mm Specification	80mm Specification
Amount of initial feed		30 dots	
Initial page mode area		360 x 831 dots	512 x 831 dots
Maximum page mode area		360 x 1662 dots	512 x 1662 dots
Baseline of Font A		21 dots from the top of the character	
Baseline of Font B	ANK	16 dots from the top of the character	
	Chinese characters	15 dots from the top of the character	

APIs for which restricted parameter setting values can be specified**Epos2Printer Class**

- initWithPrinterSeries

Parameter	Specificable Setting Value
printerSeries	<ul style="list-style-type: none"> • EPOS2_TM_T88
lang	<ul style="list-style-type: none"> • EPOS2_MODEL_ANK • EPOS2_MODEL_CHINESE • EPOS2_MODEL_TAIWAN • EPOS2_MODEL_KOREAN • EPOS2_MODEL_SOUTHASIA

- addTextLang

Parameter	Specificable Setting Value
lang	<ul style="list-style-type: none"> • EPOS2_LANG_EN (default) • EPOS2_LANG_JA • EPOS2_LANG_ZH_CN • EPOS2_LANG_ZH_TW • EPOS2_LANG_KO • EPOS2_LANG_TH • EPOS2_LANG_VI • EPOS2_PARAM_DEFAULT

- addTextFont

Parameter	Specificable Setting Value
font	<ul style="list-style-type: none"> • EPOS2_FONT_A (default) • EPOS2_FONT_B • EPOS2_PARAM_DEFAULT

- addTextStyle

Parameter	Specifiable Setting Value
reverse	<ul style="list-style-type: none"> • EPOS2_TRUE • EPOS2_FALSE (default) • EPOS2_PARAM_UNSPECIFIED • EPOS2_PARAM_DEFAULT
ul	<ul style="list-style-type: none"> • EPOS2_TRUE • EPOS2_FALSE (default) • EPOS2_PARAM_UNSPECIFIED • EPOS2_PARAM_DEFAULT
em	<ul style="list-style-type: none"> • EPOS2_TRUE • EPOS2_FALSE (default) • EPOS2_PARAM_UNSPECIFIED • EPOS2_PARAM_DEFAULT
color	<ul style="list-style-type: none"> • EPOS2_COLOR_1 (default) • EPOS2_PARAM_UNSPECIFIED • EPOS2_PARAM_DEFAULT

- addImage

Parameter	Specifiable Setting Value
data	-
x	<ul style="list-style-type: none"> • Integer from 0 to 65534
y	<ul style="list-style-type: none"> • Integer from 0 to 65534
width	<ul style="list-style-type: none"> • Integer from 1 to 65535
height	<ul style="list-style-type: none"> • Integer from 1 to 65535
color	<ul style="list-style-type: none"> • EPOS2_COLOR_1 • EPOS2_PARAM_DEFAULT
mode	<ul style="list-style-type: none"> • EPOS2_MODE_MONO • EPOS2_MODE_GRAY16 • EPOS2_MODE_MONO_HIGH_DENSITY • EPOS2_PARAM_DEFAULT
halftone	<ul style="list-style-type: none"> • EPOS2_HALFTONE_DITHER • EPOS2_HALFTONE_ERROR_DIFFUSION • EPOS2_HALFTONE_THRESHOLD • EPOS2_PARAM_DEFAULT
brightness	<ul style="list-style-type: none"> • Real number from 0.1 to 10.0 • EPOS2_PARAM_DEFAULT

Parameter	Specifiable Setting Value
compress	<ul style="list-style-type: none"> • EPOS2_COMPRESS_DEFLATE • EPOS2_COMPRESS_NONE • EPOS2_COMPRESS_AUTO • EPOS2_PARAM_DEFAULT

- addBarcode

Parameter	Specifiable Setting Value
data	-
type	<ul style="list-style-type: none"> • EPOS2_BARCODE_UPC_A • EPOS2_BARCODE_UPC_E • EPOS2_BARCODE_EAN13 • EPOS2_BARCODE_JAN13 • EPOS2_BARCODE_EAN8 • EPOS2_BARCODE_JAN8 • EPOS2_BARCODE_CODE39 • EPOS2_BARCODE_ITF • EPOS2_BARCODE_CODABAR • EPOS2_BARCODE_CODE93 • EPOS2_BARCODE_CODE128 • EPOS2_BARCODE_GS1_128 • EPOS2_BARCODE_GS1_DATABAR_OMNIDIRECTIONAL • EPOS2_BARCODE_GS1_DATABAR_TRUNCATED • EPOS2_BARCODE_GS1_DATABAR_LIMITED • EPOS2_BARCODE_GS1_DATABAR_EXPANDED
hri	<ul style="list-style-type: none"> • EPOS2_HRI_NONE (default) • EPOS2_HRI_ABOVE • EPOS2_HRI_BELOW • EPOS2_HRI_BOTH • EPOS2_PARAM_DEFAULT • EPOS2_PARAM_UNSPECIFIED
font	<ul style="list-style-type: none"> • EPOS2_FONT_A (default) • EPOS2_FONT_B • EPOS2_PARAM_DEFAULT • EPOS2_PARAM_UNSPECIFIED
width	<ul style="list-style-type: none"> • Integer from 2 to 6 • EPOS2_PARAM_UNSPECIFIED
height	<ul style="list-style-type: none"> • Integer from 1 to 255 • EPOS2_PARAM_UNSPECIFIED

- addSymbol

Parameter	Specifiable Setting Value
data	-
type	<ul style="list-style-type: none"> • EPOS2_SYMBOL_PDF417_STANDARD • EPOS2_SYMBOL_PDF417_TRUNCATED • EPOS2_SYMBOL_QRCODE_MODEL_1 • EPOS2_SYMBOL_QRCODE_MODEL_2 • EPOS2_SYMBOL_MAXICODE_MODE_2 • EPOS2_SYMBOL_MAXICODE_MODE_3 • EPOS2_SYMBOL_MAXICODE_MODE_4 • EPOS2_SYMBOL_MAXICODE_MODE_5 • EPOS2_SYMBOL_MAXICODE_MODE_6 • EPOS2_SYMBOL_GS1_DATABAR_STACKED • EPOS2_SYMBOL_GS1_DATABAR_STACKED_OMNIDIRECTIONAL • EPOS2_SYMBOL_GS1_DATABAR_EXPANDED_STACKED
level	<ul style="list-style-type: none"> • EPOS2_LEVEL_0 • EPOS2_LEVEL_1 • EPOS2_LEVEL_2 • EPOS2_LEVEL_3 • EPOS2_LEVEL_4 • EPOS2_LEVEL_5 • EPOS2_LEVEL_6 • EPOS2_LEVEL_7 • EPOS2_LEVEL_8 • EPOS2_LEVEL_L • EPOS2_LEVEL_M • EPOS2_LEVEL_Q • EPOS2_LEVEL_H • EPOS2_PARAM_DEFAULT • EPOS2_PARAM_UNSPECIFIED

- addCut

Parameter	Specifiable Setting Value
type	<ul style="list-style-type: none"> • EPOS2_CUT_FEED • EPOS2_CUT_NO_FEED • EPOS2_PARAM_DEFAULT

- addSound

Parameter	Specifiable Setting Value
pattern	<ul style="list-style-type: none">• EPOS2_PATTERN_NONE• EPOS2_PATTERN_A• EPOS2_PATTERN_B• EPOS2_PATTERN_C• EPOS2_PATTERN_D• EPOS2_PATTERN_E• EPOS2_PATTERN_ERROR• EPOS2_PATTERN_PAPER_EMPTY• EPOS2_PARAM_DEFAULT
repeat	<ul style="list-style-type: none">• 1 to 255• EPOS2_PARAM_DEFAULT

TM-T88VI**Printer Specifications**

Item		58mm Specification	80mm Specification
Amount of initial feed		30 dots	
Initial page mode area		360 x 831 dots	512 x 831 dots
Maximum page mode area		360 x 1662 dots	512 x 1662 dots
Baseline of Font A		21 dots from the top of the character	
Baseline of Font B	ANK	16 dots from the top of the character	
	Chinese characters	15 dots from the top of the character	

APIs for which restricted parameter setting values can be specified**Epos2Printer Class**

- initWithPrinterSeries

Parameter	Specificable Setting Value
printerSeries	<ul style="list-style-type: none"> • EPOS2_TM_T88
lang	<ul style="list-style-type: none"> • EPOS2_MODEL_ANK • EPOS2_MODEL_CHINESE • EPOS2_MODEL_TAIWAN • EPOS2_MODEL_KOREAN • EPOS2_MODEL_SOUTHASIA

- addTextLang

Parameter	Specificable Setting Value
lang	<ul style="list-style-type: none"> • EPOS2_LANG_EN (default) • EPOS2_LANG_JA • EPOS2_LANG_ZH_CN • EPOS2_LANG_ZH_TW • EPOS2_LANG_KO • EPOS2_LANG_TH • EPOS2_LANG_VI • EPOS2_PARAM_DEFAULT

- addTextFont

Parameter	Specificable Setting Value
font	<ul style="list-style-type: none"> • EPOS2_FONT_A (default) • EPOS2_FONT_B • EPOS2_PARAM_DEFAULT

- addTextStyle

Parameter	Specifiable Setting Value
reverse	<ul style="list-style-type: none"> • EPOS2_TRUE • EPOS2_FALSE (default) • EPOS2_PARAM_UNSPECIFIED • EPOS2_PARAM_DEFAULT
ul	<ul style="list-style-type: none"> • EPOS2_TRUE • EPOS2_FALSE (default) • EPOS2_PARAM_UNSPECIFIED • EPOS2_PARAM_DEFAULT
em	<ul style="list-style-type: none"> • EPOS2_TRUE • EPOS2_FALSE (default) • EPOS2_PARAM_UNSPECIFIED • EPOS2_PARAM_DEFAULT
color	<ul style="list-style-type: none"> • EPOS2_COLOR_1 (default) • EPOS2_PARAM_UNSPECIFIED • EPOS2_PARAM_DEFAULT

- addImage

Parameter	Specifiable Setting Value
data	-
x	<ul style="list-style-type: none"> • Integer from 0 to 65534
y	<ul style="list-style-type: none"> • Integer from 0 to 65534
width	<ul style="list-style-type: none"> • Integer from 1 to 65535
height	<ul style="list-style-type: none"> • Integer from 1 to 65535
color	<ul style="list-style-type: none"> • EPOS2_COLOR_1 • EPOS2_PARAM_DEFAULT
mode	<ul style="list-style-type: none"> • EPOS2_MODE_MONO • EPOS2_MODE_GRAY16 • EPOS2_MODE_MONO_HIGH_DENSITY • EPOS2_PARAM_DEFAULT
halftone	<ul style="list-style-type: none"> • EPOS2_HALFTONE_DITHER • EPOS2_HALFTONE_ERROR_DIFFUSION • EPOS2_HALFTONE_THRESHOLD • EPOS2_PARAM_DEFAULT
brightness	<ul style="list-style-type: none"> • Real number from 0.1 to 10.0 • EPOS2_PARAM_DEFAULT

Parameter	Specifiable Setting Value
compress	<ul style="list-style-type: none"> • EPOS2_COMPRESS_DEFLATE • EPOS2_COMPRESS_NONE • EPOS2_COMPRESS_AUTO • EPOS2_PARAM_DEFAULT

- addBarcode

Parameter	Specifiable Setting Value
data	-
type	<ul style="list-style-type: none"> • EPOS2_BARCODE_UPC_A • EPOS2_BARCODE_UPC_E • EPOS2_BARCODE_EAN13 • EPOS2_BARCODE_JAN13 • EPOS2_BARCODE_EAN8 • EPOS2_BARCODE_JAN8 • EPOS2_BARCODE_CODE39 • EPOS2_BARCODE_ITF • EPOS2_BARCODE_CODABAR • EPOS2_BARCODE_CODE93 • EPOS2_BARCODE_CODE128 • EPOS2_BARCODE_GS1_128 • EPOS2_BARCODE_GS1_DATABAR_OMNIDIRECTIONAL • EPOS2_BARCODE_GS1_DATABAR_TRUNCATED • EPOS2_BARCODE_GS1_DATABAR_LIMITED • EPOS2_BARCODE_GS1_DATABAR_EXPANDED
hri	<ul style="list-style-type: none"> • EPOS2_HRI_NONE (default) • EPOS2_HRI_ABOVE • EPOS2_HRI_BELOW • EPOS2_HRI_BOTH • EPOS2_PARAM_DEFAULT • EPOS2_PARAM_UNSPECIFIED
font	<ul style="list-style-type: none"> • EPOS2_FONT_A (default) • EPOS2_FONT_B • EPOS2_PARAM_DEFAULT • EPOS2_PARAM_UNSPECIFIED
width	<ul style="list-style-type: none"> • Integer from 2 to 6 • EPOS2_PARAM_UNSPECIFIED
height	<ul style="list-style-type: none"> • Integer from 1 to 255 • EPOS2_PARAM_UNSPECIFIED

- addSymbol

Parameter	Specifiable Setting Value
data	-
type	<ul style="list-style-type: none"> • EPOS2_SYMBOL_PDF417_STANDARD • EPOS2_SYMBOL_PDF417_TRUNCATED • EPOS2_SYMBOL_QRCODE_MODEL_1 • EPOS2_SYMBOL_QRCODE_MODEL_2 • EPOS2_SYMBOL_MAXICODE_MODE_2 • EPOS2_SYMBOL_MAXICODE_MODE_3 • EPOS2_SYMBOL_MAXICODE_MODE_4 • EPOS2_SYMBOL_MAXICODE_MODE_5 • EPOS2_SYMBOL_MAXICODE_MODE_6 • EPOS2_SYMBOL_GS1_DATABAR_STACKED • EPOS2_SYMBOL_GS1_DATABAR_STACKED_OMNIDIRECTIONAL • EPOS2_SYMBOL_GS1_DATABAR_EXPANDED_STACKED • EPOS2_SYMBOL_AZTECCODE_FULLRANGE • EPOS2_SYMBOL_AZTECCODE_COMPACT • EPOS2_SYMBOL_DATAMATRIX_SQUARE • EPOS2_SYMBOL_DATAMATRIX_RECTANGLE_8 • EPOS2_SYMBOL_DATAMATRIX_RECTANGLE_12 • EPOS2_SYMBOL_DATAMATRIX_RECTANGLE_16
level	<ul style="list-style-type: none"> • EPOS2_LEVEL_0 • EPOS2_LEVEL_1 • EPOS2_LEVEL_2 • EPOS2_LEVEL_3 • EPOS2_LEVEL_4 • EPOS2_LEVEL_5 • EPOS2_LEVEL_6 • EPOS2_LEVEL_7 • EPOS2_LEVEL_8 • EPOS2_LEVEL_L • EPOS2_LEVEL_M • EPOS2_LEVEL_Q • EPOS2_LEVEL_H • Integer from 5 to 95 • EPOS2_PARAM_DEFAULT • EPOS2_PARAM_UNSPECIFIED

- addPageLine

Parameter	Specifiable Setting Value
x1	<ul style="list-style-type: none"> • Integer from 0 to 65535
y1	<ul style="list-style-type: none"> • Integer from 0 to 65535

Parameter	Specifiable Setting Value
x2	<ul style="list-style-type: none"> Integer from 0 to 65535
y2	<ul style="list-style-type: none"> Integer from 0 to 65535
lineStyle	<ul style="list-style-type: none"> EPOS2_LINE_THIN EPOS2_LINE_MEDIUM EPOS2_LINE_THICK EPOS2_PARAM_DEFAULT

- addPageRectangle

Parameter	Specifiable Setting Value
x1	<ul style="list-style-type: none"> Integer from 0 to 65535
y1	<ul style="list-style-type: none"> Integer from 0 to 65535
x2	<ul style="list-style-type: none"> Integer from 0 to 65535
y2	<ul style="list-style-type: none"> Integer from 0 to 65535
Style	<ul style="list-style-type: none"> EPOS2_LINE_THIN EPOS2_LINE_MEDIUM EPOS2_LINE_THICK EPOS2_PARAM_DEFAULT

- addCut

Parameter	Specifiable Setting Value
type	<ul style="list-style-type: none"> EPOS2_CUT_FEED EPOS2_CUT_NO_FEED EPOS2_PARAM_DEFAULT

- addSound

Parameter	Specifiable Setting Value
pattern	<ul style="list-style-type: none"> EPOS2_PATTERN_NONE EPOS2_PATTERN_A EPOS2_PATTERN_B EPOS2_PATTERN_C EPOS2_PATTERN_D EPOS2_PATTERN_E EPOS2_PATTERN_ERROR EPOS2_PATTERN_PAPER_EMPTY EPOS2_PARAM_DEFAULT
repeat	<ul style="list-style-type: none"> 1 to 255 EPOS2_PARAM_DEFAULT

- setPrinterSetting

Parameter	Specifiable Setting Value
timeout	<ul style="list-style-type: none"> • Integer from 5000 to 600000 • EPOS2_PARAM_DEFAULT
list	-
type	<ul style="list-style-type: none"> • EPOS2_PRINTER_SETTING_PAPERWIDTH • EPOS2_PRINTER_SETTING_PRINTDENSITY • EPOS2_PRINTER_SETTING_PRINTSPEED
value	<ul style="list-style-type: none"> • EPOS2_PRINTER_SETTING_PAPERWIDTH58_0 • EPOS2_PRINTER_SETTING_PAPERWIDTH80_0 • EPOS2_PRINTER_SETTING_PRINTDENSITYDIP • EPOS2_PRINTER_SETTING_PRINTDENSITY70 • EPOS2_PRINTER_SETTING_PRINTDENSITY75 • EPOS2_PRINTER_SETTING_PRINTDENSITY80 • EPOS2_PRINTER_SETTING_PRINTDENSITY85 • EPOS2_PRINTER_SETTING_PRINTDENSITY90 • EPOS2_PRINTER_SETTING_PRINTDENSITY95 • EPOS2_PRINTER_SETTING_PRINTDENSITY100 • EPOS2_PRINTER_SETTING_PRINTDENSITY105 • EPOS2_PRINTER_SETTING_PRINTDENSITY110 • EPOS2_PRINTER_SETTING_PRINTDENSITY115 • EPOS2_PRINTER_SETTING_PRINTDENSITY120 • EPOS2_PRINTER_SETTING_PRINTDENSITY125 • EPOS2_PRINTER_SETTING_PRINTDENSITY130 • EPOS2_PRINTER_SETTING_PRINTSPEED1 • EPOS2_PRINTER_SETTING_PRINTSPEED2 • EPOS2_PRINTER_SETTING_PRINTSPEED3 • EPOS2_PRINTER_SETTING_PRINTSPEED4 • EPOS2_PRINTER_SETTING_PRINTSPEED5 • EPOS2_PRINTER_SETTING_PRINTSPEED6 • EPOS2_PRINTER_SETTING_PRINTSPEED7 • EPOS2_PRINTER_SETTING_PRINTSPEED8 • EPOS2_PRINTER_SETTING_PRINTSPEED9 • EPOS2_PRINTER_SETTING_PRINTSPEED10 • EPOS2_PRINTER_SETTING_PRINTSPEED11 • EPOS2_PRINTER_SETTING_PRINTSPEED12 • EPOS2_PRINTER_SETTING_PRINTSPEED13 • EPOS2_PRINTER_SETTING_PRINTSPEED14
delegate	-

- downloadFirmwareList

Parameter	Specificable Setting Value
printerModel	<ul style="list-style-type: none"> • TM-T88VI
option	<ul style="list-style-type: none"> • -A • -B
delegate	-

Epos2LineDisplay Class

- initWithDisplayModel

Parameter	Specificable Setting Value
displaySeries	<ul style="list-style-type: none"> • EPOS2_DM_D110 • EPOS2_DM_D30 • EPOS2_DM_D70

- addText

Parameter	Specificable Setting Value
data	-
lang	<ul style="list-style-type: none"> • EPOS2_LANG_EN (default) • EPOS2_LANG_JA • EPOS2_PARAM_DEFAULT • EPOS2_PARAM_UNUSE
x	<ul style="list-style-type: none"> • Integer from 1 to 44 • EPOS2_PARAM_UNUSE
y	<ul style="list-style-type: none"> • Integer from 1 to 19 • EPOS2_PARAM_UNUSE

TM-T88VII**Printer Specifications**

Item		58mm Specification	80mm Specification
Amount of initial feed		30 dots	
Initial page mode area	Standard mode	360 x 1662 dots	512 x 1662 dots
	48 column mode	360 x 1662 dots	480 x 1662 dots
Maximum page mode area	Standard mode	360 x 4800 dots	512 x 4800 dots
	48 column mode	360 x 4800 dots	480 x 4800 dots
Baseline of Font A		21 dots from the top of the character	
Baseline of Font B		16 dots from the top of the character	

APIs for which restricted parameter setting values can be specified**Epos2Printer Class**

- initWithPrinterSeries

Parameter	Specifiable Setting Value
printerSeries	<ul style="list-style-type: none"> • EPOS2_TM_T88VII
lang	<ul style="list-style-type: none"> • EPOS2_MODEL_ANK • EPOS2_MODEL_CHINESE • EPOS2_MODEL_TAIWAN • EPOS2_MODEL_KOREAN • EPOS2_MODEL_SOUTHASIA

- addTextFont

Parameter	Specifiable Setting Value
font	<ul style="list-style-type: none"> • EPOS2_FONT_A (default) • EPOS2_FONT_B • EPOS2_PARAM_DEFAULT

- addTextStyle

Parameter	Specifiable Setting Value
reverse	<ul style="list-style-type: none"> • EPOS2_TRUE • EPOS2_FALSE (default) • EPOS2_PARAM_UNSPECIFIED • EPOS2_PARAM_DEFAULT

Parameter	Specificable Setting Value
ul	<ul style="list-style-type: none"> • EPOS2_TRUE • EPOS2_FALSE (default) • EPOS2_PARAM_UNSPECIFIED • EPOS2_PARAM_DEFAULT
em	<ul style="list-style-type: none"> • EPOS2_TRUE • EPOS2_FALSE (default) • EPOS2_PARAM_UNSPECIFIED • EPOS2_PARAM_DEFAULT
color	<ul style="list-style-type: none"> • EPOS2_COLOR_1 (default) • EPOS2_PARAM_UNSPECIFIED • EPOS2_PARAM_DEFAULT

- addImage

Parameter	Specificable Setting Value
data	-
x	<ul style="list-style-type: none"> • Integer from 0 to 65534
y	<ul style="list-style-type: none"> • Integer from 0 to 65534
width	<ul style="list-style-type: none"> • Integer from 1 to 65535
height	<ul style="list-style-type: none"> • Integer from 1 to 65535
color	<ul style="list-style-type: none"> • EPOS2_COLOR_1 • EPOS2_PARAM_DEFAULT
mode	<ul style="list-style-type: none"> • EPOS2_MODE_MONO • EPOS2_MODE_GRAY16 • EPOS2_MODE_MONO_HIGH_DENSITY • EPOS2_PARAM_DEFAULT
halftone	<ul style="list-style-type: none"> • EPOS2_HALFTONE_DITHER • EPOS2_HALFTONE_ERROR_DIFFUSION • EPOS2_HALFTONE_THRESHOLD • EPOS2_PARAM_DEFAULT
brightness	<ul style="list-style-type: none"> • Real number from 0.1 to 10.0 • EPOS2_PARAM_DEFAULT
compress	<ul style="list-style-type: none"> • EPOS2_COMPRESS_DEFLATE • EPOS2_COMPRESS_NONE • EPOS2_COMPRESS_AUTO • EPOS2_PARAM_DEFAULT

- addBarcode

Parameter	Specifiable Setting Value
data	-
type	<ul style="list-style-type: none"> • EPOS2_BARCODE_UPC_A • EPOS2_BARCODE_UPC_E • EPOS2_BARCODE_EAN13 • EPOS2_BARCODE_JAN13 • EPOS2_BARCODE_EAN8 • EPOS2_BARCODE_JAN8 • EPOS2_BARCODE_CODE39 • EPOS2_BARCODE_ITF • EPOS2_BARCODE_CODABAR • EPOS2_BARCODE_CODE93 • EPOS2_BARCODE_CODE128 • EPOS2_BARCODE_CODE128_AUTO • EPOS2_BARCODE_GS1_128 • EPOS2_BARCODE_GS1_DATABAR_OMNIDIRECTIONAL • EPOS2_BARCODE_GS1_DATABAR_TRUNCATED • EPOS2_BARCODE_GS1_DATABAR_LIMITED • EPOS2_BARCODE_GS1_DATABAR_EXPANDED
hri	<ul style="list-style-type: none"> • EPOS2_HRI_NONE (default) • EPOS2_HRI_ABOVE • EPOS2_HRI_BELOW • EPOS2_HRI_BOTH • EPOS2_PARAM_DEFAULT • EPOS2_PARAM_UNSPECIFIED
font	<ul style="list-style-type: none"> • EPOS2_FONT_A (default) • EPOS2_FONT_B • EPOS2_PARAM_DEFAULT • EPOS2_PARAM_UNSPECIFIED
width	<ul style="list-style-type: none"> • Integer from 2 to 6 • EPOS2_PARAM_UNSPECIFIED
height	<ul style="list-style-type: none"> • Integer from 1 to 255 • EPOS2_PARAM_UNSPECIFIED

- addSymbol

Parameter	Specifiable Setting Value
data	-

Parameter	Specifiable Setting Value
type	<ul style="list-style-type: none"> EPOS2_SYMBOL_PDF417_STANDARD EPOS2_SYMBOL_PDF417_TRUNCATED EPOS2_SYMBOL_QRCODE_MODEL_1 EPOS2_SYMBOL_QRCODE_MODEL_2 EPOS2_SYMBOL_MAXICODE_MODE_2 EPOS2_SYMBOL_MAXICODE_MODE_3 EPOS2_SYMBOL_MAXICODE_MODE_4 EPOS2_SYMBOL_MAXICODE_MODE_5 EPOS2_SYMBOL_MAXICODE_MODE_6 EPOS2_SYMBOL_GS1_DATABAR_STACKED EPOS2_SYMBOL_GS1_DATABAR_STACKED_OMNIDIRECTIONAL EPOS2_SYMBOL_GS1_DATABAR_EXPANDED_STACKED EPOS2_SYMBOL_AZTECCODE_FULLRANGE EPOS2_SYMBOL_AZTECCODE_COMPACT EPOS2_SYMBOL_DATAMATRIX_SQUARE EPOS2_SYMBOL_DATAMATRIX_RECTANGLE_8 EPOS2_SYMBOL_DATAMATRIX_RECTANGLE_12 EPOS2_SYMBOL_DATAMATRIX_RECTANGLE_16
level	<ul style="list-style-type: none"> EPOS2_LEVEL_0 EPOS2_LEVEL_1 EPOS2_LEVEL_2 EPOS2_LEVEL_3 EPOS2_LEVEL_4 EPOS2_LEVEL_5 EPOS2_LEVEL_6 EPOS2_LEVEL_7 EPOS2_LEVEL_8 EPOS2_LEVEL_L EPOS2_LEVEL_M EPOS2_LEVEL_Q EPOS2_LEVEL_H Integer from 5 to 95 EPOS2_PARAM_DEFAULT EPOS2_PARAM_UNSPECIFIED

- addPageLine

Parameter	Specifiable Setting Value
x1	<ul style="list-style-type: none"> Integer from 0 to 65535
y1	<ul style="list-style-type: none"> Integer from 0 to 65535
x2	<ul style="list-style-type: none"> Integer from 0 to 65535
y2	<ul style="list-style-type: none"> Integer from 0 to 65535

Parameter	Specifiable Setting Value
lineStyle	<ul style="list-style-type: none"> • EPOS2_LINE_THIN • EPOS2_LINE_MEDIUM • EPOS2_LINE_THICK • EPOS2_PARAM_DEFAULT

- addPageRectangle

Parameter	Specifiable Setting Value
x1	<ul style="list-style-type: none"> • Integer from 0 to 65535
y1	<ul style="list-style-type: none"> • Integer from 0 to 65535
x2	<ul style="list-style-type: none"> • Integer from 0 to 65535
y2	<ul style="list-style-type: none"> • Integer from 0 to 65535
Style	<ul style="list-style-type: none"> • EPOS2_LINE_THIN • EPOS2_LINE_MEDIUM • EPOS2_LINE_THICK • EPOS2_PARAM_DEFAULT

- addCut

Parameter	Specifiable Setting Value
type	<ul style="list-style-type: none"> • EPOS2_CUT_FEED • EPOS2_CUT_NO_FEED • EPOS2_PARAM_DEFAULT

- addSound

Parameter	Specifiable Setting Value
pattern	<ul style="list-style-type: none"> • EPOS2_PATTERN_NONE • EPOS2_PATTERN_A • EPOS2_PATTERN_B • EPOS2_PATTERN_C • EPOS2_PATTERN_D • EPOS2_PATTERN_E • EPOS2_PATTERN_ERROR • EPOS2_PATTERN_PAPER_EMPTY • EPOS2_PARAM_DEFAULT
repeat	<ul style="list-style-type: none"> • 1 to 255 • EPOS2_PARAM_DEFAULT

- setPrinterSetting

Parameter	Specifiable Setting Value
timeout	<ul style="list-style-type: none"> • Integer from 5000 to 600000 • EPOS2_PARAM_DEFAULT
list	-
type	<ul style="list-style-type: none"> • EPOS2_PRINTER_SETTING_PAPERWIDTH • EPOS2_PRINTER_SETTING_PRINTDENSITY • EPOS2_PRINTER_SETTING_PRINTSPEED
value	<ul style="list-style-type: none"> • EPOS2_PRINTER_SETTING_PAPERWIDTH58_0 • EPOS2_PRINTER_SETTING_PAPERWIDTH80_0 • EPOS2_PRINTER_SETTING_PRINTDENSITYDIP • EPOS2_PRINTER_SETTING_PRINTDENSITY70 • EPOS2_PRINTER_SETTING_PRINTDENSITY75 • EPOS2_PRINTER_SETTING_PRINTDENSITY80 • EPOS2_PRINTER_SETTING_PRINTDENSITY85 • EPOS2_PRINTER_SETTING_PRINTDENSITY90 • EPOS2_PRINTER_SETTING_PRINTDENSITY95 • EPOS2_PRINTER_SETTING_PRINTDENSITY100 • EPOS2_PRINTER_SETTING_PRINTDENSITY105 • EPOS2_PRINTER_SETTING_PRINTDENSITY110 • EPOS2_PRINTER_SETTING_PRINTDENSITY115 • EPOS2_PRINTER_SETTING_PRINTDENSITY120 • EPOS2_PRINTER_SETTING_PRINTDENSITY125 • EPOS2_PRINTER_SETTING_PRINTDENSITY130 • EPOS2_PRINTER_SETTING_PRINTSPEED1 • EPOS2_PRINTER_SETTING_PRINTSPEED2 • EPOS2_PRINTER_SETTING_PRINTSPEED3 • EPOS2_PRINTER_SETTING_PRINTSPEED4 • EPOS2_PRINTER_SETTING_PRINTSPEED5 • EPOS2_PRINTER_SETTING_PRINTSPEED6 • EPOS2_PRINTER_SETTING_PRINTSPEED7 • EPOS2_PRINTER_SETTING_PRINTSPEED8 • EPOS2_PRINTER_SETTING_PRINTSPEED9 • EPOS2_PRINTER_SETTING_PRINTSPEED10 • EPOS2_PRINTER_SETTING_PRINTSPEED11 • EPOS2_PRINTER_SETTING_PRINTSPEED12 • EPOS2_PRINTER_SETTING_PRINTSPEED13 • EPOS2_PRINTER_SETTING_PRINTSPEED14 • EPOS2_PRINTER_SETTING_PRINTSPEED15 • EPOS2_PRINTER_SETTING_PRINTSPEED16 • EPOS2_PRINTER_SETTING_PRINTSPEED17
delegate	-

- downloadFirmwareList

Parameter	Specifiable Setting Value
printerModel	<ul style="list-style-type: none"> • TM-T88VII
option	<ul style="list-style-type: none"> • -A • -B
delegate	-

Epos2LineDisplay Class

- initWithDisplayModel

Parameter	Specifiable Setting Value
displaySeries	<ul style="list-style-type: none"> • EPOS2_DM_D110 • EPOS2_DM_D30 • EPOS2_DM_D70

TM-T100**Printer Specifications**

Item	80mm Specification
Amount of initial feed	30 dots
Initial page mode area	576 x 831 dots
Maximum page mode area	576 x 1662 dots
Baseline of Font A	21 dots from the top of the character
Baseline of Font B	16 dots from the top of the character

APIs for which restricted parameter setting values can be specified**Epos2Printer Class**

- initWithPrinterSeries

Parameter	Specificable Setting Value
printerSeries	<ul style="list-style-type: none"> • EPOS2_TM_T100
lang	<ul style="list-style-type: none"> • EPOS2_MODEL_ANK • EPOS2_MODEL_CHINESE

- addTextLang

Parameter	Specificable Setting Value
lang	<ul style="list-style-type: none"> • EPOS2_LANG_EN (default) • EPOS2_LANG_JA • EPOS2_LANG_ZH_CN • EPOS2_LANG_ZH_TW • EPOS2_LANG_KO • EPOS2_LANG_TH • EPOS2_LANG_VI • EPOS2_PARAM_DEFAULT

- addTextFont

Parameter	Specificable Setting Value
font	<ul style="list-style-type: none"> • EPOS2_FONT_A (default) • EPOS2_FONT_B • EPOS2_PARAM_DEFAULT

- addTextStyle

Parameter	Specifiable Setting Value
reverse	<ul style="list-style-type: none"> • EPOS2_TRUE • EPOS2_FALSE (default) • EPOS2_PARAM_UNSPECIFIED • EPOS2_PARAM_DEFAULT
ul	<ul style="list-style-type: none"> • EPOS2_TRUE • EPOS2_FALSE (default) • EPOS2_PARAM_UNSPECIFIED • EPOS2_PARAM_DEFAULT
em	<ul style="list-style-type: none"> • EPOS2_TRUE • EPOS2_FALSE (default) • EPOS2_PARAM_UNSPECIFIED • EPOS2_PARAM_DEFAULT
color	<ul style="list-style-type: none"> • EPOS2_COLOR_1 (default) • EPOS2_PARAM_UNSPECIFIED • EPOS2_PARAM_DEFAULT

- addImage

Parameter	Specifiable Setting Value
data	-
x	<ul style="list-style-type: none"> • Integer from 0 to 65534
y	<ul style="list-style-type: none"> • Integer from 0 to 65534
width	<ul style="list-style-type: none"> • Integer from 1 to 65535
height	<ul style="list-style-type: none"> • Integer from 1 to 65535
color	<ul style="list-style-type: none"> • EPOS2_COLOR_1 • EPOS2_PARAM_DEFAULT
mode	<ul style="list-style-type: none"> • EPOS2_MODE_MONO • EPOS2_MODE_MONO_HIGH_DENSITY • EPOS2_PARAM_DEFAULT
halftone	<ul style="list-style-type: none"> • EPOS2_HALFTONE_DITHER • EPOS2_HALFTONE_ERROR_DIFFUSION • EPOS2_HALFTONE_THRESHOLD • EPOS2_PARAM_DEFAULT
brightness	<ul style="list-style-type: none"> • Real number from 0.1 to 10.0 • EPOS2_PARAM_DEFAULT

Parameter	Specifiable Setting Value
compress	<ul style="list-style-type: none"> • EPOS2_COMPRESS_DEFLATE • EPOS2_COMPRESS_NONE • EPOS2_COMPRESS_AUTO • EPOS2_PARAM_DEFAULT

- addBarcode

Parameter	Specifiable Setting Value
data	-
type	<ul style="list-style-type: none"> • EPOS2_BARCODE_UPC_A • EPOS2_BARCODE_UPC_E • EPOS2_BARCODE_EAN13 • EPOS2_BARCODE_JAN13 • EPOS2_BARCODE_EAN8 • EPOS2_BARCODE_JAN8 • EPOS2_BARCODE_CODE39 • EPOS2_BARCODE_ITF • EPOS2_BARCODE_CODABAR • EPOS2_BARCODE_CODE93 • EPOS2_BARCODE_CODE128 • EPOS2_BARCODE_GS1_128 • EPOS2_BARCODE_GS1_DATABAR_OMNIDIRECTIONAL • EPOS2_BARCODE_GS1_DATABAR_TRUNCATED • EPOS2_BARCODE_GS1_DATABAR_LIMITED • EPOS2_BARCODE_GS1_DATABAR_EXPANDED
hri	<ul style="list-style-type: none"> • EPOS2_HRI_NONE (default) • EPOS2_HRI_ABOVE • EPOS2_HRI_BELOW • EPOS2_HRI_BOTH • EPOS2_PARAM_DEFAULT • EPOS2_PARAM_UNSPECIFIED
font	<ul style="list-style-type: none"> • EPOS2_FONT_A (default) • EPOS2_FONT_B • EPOS2_PARAM_DEFAULT • EPOS2_PARAM_UNSPECIFIED
width	<ul style="list-style-type: none"> • Integer from 2 to 6 • EPOS2_PARAM_UNSPECIFIED
height	<ul style="list-style-type: none"> • Integer from 1 to 255 • EPOS2_PARAM_UNSPECIFIED

- addSymbol

Parameter	Specifiable Setting Value
data	-
type	<ul style="list-style-type: none"> • EPOS2_SYMBOL_PDF417_STANDARD • EPOS2_SYMBOL_PDF417_TRUNCATED • EPOS2_SYMBOL_QRCODE_MODEL_1 • EPOS2_SYMBOL_QRCODE_MODEL_2 • EPOS2_SYMBOL_MAXICODE_MODE_2 • EPOS2_SYMBOL_MAXICODE_MODE_3 • EPOS2_SYMBOL_MAXICODE_MODE_4 • EPOS2_SYMBOL_MAXICODE_MODE_5 • EPOS2_SYMBOL_MAXICODE_MODE_6 • EPOS2_SYMBOL_GS1_DATABAR_STACKED • EPOS2_SYMBOL_GS1_DATABAR_STACKED_OMNIDIRECTIONAL • EPOS2_SYMBOL_GS1_DATABAR_EXPANDED_STACKED
level	<ul style="list-style-type: none"> • EPOS2_LEVEL_0 • EPOS2_LEVEL_1 • EPOS2_LEVEL_2 • EPOS2_LEVEL_3 • EPOS2_LEVEL_4 • EPOS2_LEVEL_5 • EPOS2_LEVEL_6 • EPOS2_LEVEL_7 • EPOS2_LEVEL_8 • EPOS2_LEVEL_L • EPOS2_LEVEL_M • EPOS2_LEVEL_Q • EPOS2_LEVEL_H • EPOS2_PARAM_DEFAULT • EPOS2_PARAM_UNSPECIFIED

- addCut

Parameter	Specifiable Setting Value
type	<ul style="list-style-type: none"> • EPOS2_CUT_FEED • EPOS2_CUT_NO_FEED • EPOS2_PARAM_DEFAULT

- addSound

Parameter	Specifiable Setting Value
pattern	<ul style="list-style-type: none">• EPOS2_PATTERN_NONE• EPOS2_PATTERN_A• EPOS2_PATTERN_B• EPOS2_PATTERN_C• EPOS2_PATTERN_D• EPOS2_PATTERN_E• EPOS2_PATTERN_ERROR• EPOS2_PATTERN_PAPER_EMPTY• EPOS2_PARAM_DEFAULT
repeat	<ul style="list-style-type: none">• 1 to 255• EPOS2_PARAM_DEFAULT

TM-L90 Liner-Free Label Printer Model

Printer Specifications

Item		Receipt Specification	Die-cut Label Specification
Amount of initial feed		30 dots	
Initial page mode area	Monochrome printing	576 x 738 dots	560 x 738 dots
	Two-color printing	576 x 369 dots	560 x 369 dots
Maximum page mode area	Monochrome printing	576 x 1476 dots	560 x 1476 dots
	Two-color printing	576x 738 dots	560 x 738 dots
Baseline of Font A		21 dots from the top of the character	
Baseline of Font B		ANK: 16 Chinese characters: 15 dots from the top of the character	

APIs for which restricted parameter setting values can be specified

Epos2Printer Class

- initWithPrinterSeries

Parameter	Specifiable Setting Value
printerSeries	<ul style="list-style-type: none"> • EPOS2_TM_L90LFC
lang	<ul style="list-style-type: none"> • EPOS2_MODEL_ANK • EPOS2_MODEL_CHINESE • EPOS2_MODEL_TAIWAN • EPOS2_MODEL_KOREAN • EPOS2_MODEL_THAI

- addTextLang

Parameter	Specifiable Setting Value
lang	<ul style="list-style-type: none"> • EPOS2_LANG_EN (default) • EPOS2_LANG_JA • EPOS2_LANG_ZH_CN • EPOS2_LANG_ZH_TW • EPOS2_LANG_KO • EPOS2_LANG_TH • EPOS2_LANG_VI • EPOS2_PARAM_DEFAULT

- addTextFont

Parameter	Specifiable Setting Value
font	<ul style="list-style-type: none"> • EPOS2_FONT_A (default) • EPOS2_FONT_B • EPOS2_PARAM_DEFAULT

- addTextStyle

Parameter	Specifiable Setting Value
reverse	<ul style="list-style-type: none"> • EPOS2_TRUE • EPOS2_FALSE (default) • EPOS2_PARAM_UNSPECIFIED • EPOS2_PARAM_DEFAULT
ul	<ul style="list-style-type: none"> • EPOS2_TRUE • EPOS2_FALSE (default) • EPOS2_PARAM_UNSPECIFIED • EPOS2_PARAM_DEFAULT
em	<ul style="list-style-type: none"> • EPOS2_TRUE • EPOS2_FALSE (default) • EPOS2_PARAM_UNSPECIFIED • EPOS2_PARAM_DEFAULT
color	<ul style="list-style-type: none"> • EPOS2_PARAM_UNSPECIFIED

- addImage

Parameter	Specifiable Setting Value
data	-
x	<ul style="list-style-type: none"> • Integer from 0 to 65534
y	<ul style="list-style-type: none"> • Integer from 0 to 65534
width	<ul style="list-style-type: none"> • Integer from 1 to 65535
height	<ul style="list-style-type: none"> • Integer from 1 to 65535
color	<ul style="list-style-type: none"> • EPOS2_COLOR_1 • EPOS2_COLOR_2 • EPOS2_PARAM_DEFAULT
mode	<ul style="list-style-type: none"> • EPOS2_MODE_MONO • EPOS2_MODE_GRAY16 • EPOS2_MODE_MONO_HIGH_DENSITY • EPOS2_PARAM_DEFAULT

Parameter	Specifiable Setting Value
halftone	<ul style="list-style-type: none"> • EPOS2_HALFTONE_DITHER • EPOS2_HALFTONE_ERROR_DIFFUSION • EPOS2_HALFTONE_THRESHOLD • EPOS2_PARAM_DEFAULT
brightness	<ul style="list-style-type: none"> • Real number from 0.1 to 10.0 • EPOS2_PARAM_DEFAULT
compress	<ul style="list-style-type: none"> • EPOS2_COMPRESS_DEFLATE • EPOS2_COMPRESS_NONE • EPOS2_COMPRESS_AUTO • EPOS2_PARAM_DEFAULT

- addBarcode

Parameter	Specifiable Setting Value
data	-
type	<ul style="list-style-type: none"> • EPOS2_BARCODE_UPC_A • EPOS2_BARCODE_UPC_E • EPOS2_BARCODE_EAN13 • EPOS2_BARCODE_JAN13 • EPOS2_BARCODE_EAN8 • EPOS2_BARCODE_JAN8 • EPOS2_BARCODE_CODE39 • EPOS2_BARCODE_ITF • EPOS2_BARCODE_CODABAR • EPOS2_BARCODE_CODE93 • EPOS2_BARCODE_CODE128
hri	<ul style="list-style-type: none"> • EPOS2_HRI_NONE (default) • EPOS2_HRI_ABOVE • EPOS2_HRI_BELOW • EPOS2_HRI_BOTH • EPOS2_PARAM_DEFAULT • EPOS2_PARAM_UNSPECIFIED
font	<ul style="list-style-type: none"> • EPOS2_FONT_A (default) • EPOS2_FONT_B • EPOS2_PARAM_DEFAULT • EPOS2_PARAM_UNSPECIFIED
width	<ul style="list-style-type: none"> • Integer from 2 to 6 • EPOS2_PARAM_UNSPECIFIED
height	<ul style="list-style-type: none"> • Integer from 1 to 255 • EPOS2_PARAM_UNSPECIFIED

- addSymbol

Parameter	Specifiable Setting Value
data	-
type	<ul style="list-style-type: none"> • EPOS2_SYMBOL_PDF417_STANDARD • EPOS2_SYMBOL_PDF417_TRUNCATED • EPOS2_SYMBOL_QRCODE_MODEL_1 • EPOS2_SYMBOL_QRCODE_MODEL_2 • EPOS2_SYMBOL_MAXICODE_MODE_2 • EPOS2_SYMBOL_MAXICODE_MODE_3 • EPOS2_SYMBOL_MAXICODE_MODE_4 • EPOS2_SYMBOL_MAXICODE_MODE_5 • EPOS2_SYMBOL_MAXICODE_MODE_6
level	<ul style="list-style-type: none"> • EPOS2_LEVEL_0 • EPOS2_LEVEL_1 • EPOS2_LEVEL_2 • EPOS2_LEVEL_3 • EPOS2_LEVEL_4 • EPOS2_LEVEL_5 • EPOS2_LEVEL_6 • EPOS2_LEVEL_7 • EPOS2_LEVEL_8 • EPOS2_LEVEL_L • EPOS2_LEVEL_M • EPOS2_LEVEL_Q • EPOS2_LEVEL_H • EPOS2_PARAM_DEFAULT • EPOS2_PARAM_UNSPECIFIED

- addCut

Parameter	Specifiable Setting Value
type	<ul style="list-style-type: none"> • EPOS2_CUT_FEED • EPOS2_CUT_NO_FEED • EPOS2_PARAM_DEFAULT

- addSound

Parameter	Specifiable Setting Value
pattern	<ul style="list-style-type: none">• EPOS2_PATTERN_NONE• EPOS2_PATTERN_A• EPOS2_PATTERN_B• EPOS2_PATTERN_C• EPOS2_PATTERN_D• EPOS2_PATTERN_E• EPOS2_PATTERN_ERROR• EPOS2_PATTERN_PAPER_EMPTY• EPOS2_PARAM_DEFAULT
repeat	<ul style="list-style-type: none">• 1 to 255• EPOS2_PARAM_DEFAULT

TM-L100**Printer Specifications**

Item	40mm Specifica- tion	58mm Specifica- tion	80mm Specifica- tion (42 column)	80mm Specifica- tion (48 column)
Amount of initial feed	30 dots			
Initial page mode area	280 x 4800 dots	400 x 4800 dots	552 x 4800 dots	576 x 4800 dots
Maximum page mode area	280 x 4800 dots	420 x 4800 dots	576 x 4800 dots	
Baseline of Font A	21 dots from the top of the character			
Baseline of Font B	21 dots from the top of the character			

APIs for which restricted parameter setting values can be specified**Epos2Printer Class**

- initWithPrinterSeries

Parameter	Specifiable Setting Value
printerSeries	<ul style="list-style-type: none"> EPOS2_TM_L100
lang	<ul style="list-style-type: none"> EPOS2_MODEL_ANK EPOS2_MODEL_CHINESE EPOS2_MODEL_TAIWAN EPOS2_MODEL_KOREAN

- addTextLang

Parameter	Specifiable Setting Value
lang	<ul style="list-style-type: none"> EPOS2_LANG_EN (default) EPOS2_LANG_JA EPOS2_LANG_ZH_CN EPOS2_LANG_ZH_TW EPOS2_LANG_KO EPOS2_LANG_MULTI EPOS2_PARAM_DEFAULT

- addTextFont

Parameter	Specifiable Setting Value
font	<ul style="list-style-type: none"> EPOS2_FONT_A (default) EPOS2_FONT_B EPOS2_PARAM_DEFAULT

- addTextStyle

Parameter	Specifiable Setting Value
reverse	<ul style="list-style-type: none"> • EPOS2_TRUE • EPOS2_FALSE (default) • EPOS2_PARAM_UNSPECIFIED • EPOS2_PARAM_DEFAULT
ul	<ul style="list-style-type: none"> • EPOS2_TRUE • EPOS2_FALSE (default) • EPOS2_PARAM_UNSPECIFIED • EPOS2_PARAM_DEFAULT
em	<ul style="list-style-type: none"> • EPOS2_TRUE • EPOS2_FALSE (default) • EPOS2_PARAM_UNSPECIFIED • EPOS2_PARAM_DEFAULT
color	<ul style="list-style-type: none"> • EPOS2_PARAM_UNSPECIFIED

- addBarcode

Parameter	Specifiable Setting Value
data	-
type	<ul style="list-style-type: none"> • EPOS2_BARCODE_UPC_A • EPOS2_BARCODE_UPC_E • EPOS2_BARCODE_EAN13 • EPOS2_BARCODE_JAN13 • EPOS2_BARCODE_EAN8 • EPOS2_BARCODE_JAN8 • EPOS2_BARCODE_CODE39 • EPOS2_BARCODE_ITF • EPOS2_BARCODE_CODABAR • EPOS2_BARCODE_CODE93 • EPOS2_BARCODE_CODE128 • EPOS2_BARCODE_CODE128_AUTO • EPOS2_BARCODE_GS1_128 • EPOS2_BARCODE_GS1_DATABAR_OMNIDIRECTIONAL • EPOS2_BARCODE_GS1_DATABAR_TRUNCATED • EPOS2_BARCODE_GS1_DATABAR_LIMITED • EPOS2_BARCODE_GS1_DATABAR_EXPANDED
hri	<ul style="list-style-type: none"> • EPOS2_HRI_NONE (default) • EPOS2_HRI_ABOVE • EPOS2_HRI_BELOW • EPOS2_HRI_BOTH • EPOS2_PARAM_DEFAULT • EPOS2_PARAM_UNSPECIFIED

Parameter	Specifiable Setting Value
font	<ul style="list-style-type: none"> • EPOS2_FONT_A (default) • EPOS2_FONT_B • EPOS2_PARAM_DEFAULT • EPOS2_PARAM_UNSPECIFIED
width	<ul style="list-style-type: none"> • Integer from 2 to 6 • EPOS2_PARAM_UNSPECIFIED
height	<ul style="list-style-type: none"> • Integer from 1 to 255 • EPOS2_PARAM_UNSPECIFIED

- addSymbol

Parameter	Specifiable Setting Value
data	-
type	<ul style="list-style-type: none"> • EPOS2_SYMBOL_PDF417_STANDARD • EPOS2_SYMBOL_PDF417_TRUNCATED • EPOS2_SYMBOL_QRCODE_MODEL_1 • EPOS2_SYMBOL_QRCODE_MODEL_2 • EPOS2_SYMBOL_MAXICODE_MODE_2 • EPOS2_SYMBOL_MAXICODE_MODE_3 • EPOS2_SYMBOL_MAXICODE_MODE_4 • EPOS2_SYMBOL_MAXICODE_MODE_5 • EPOS2_SYMBOL_MAXICODE_MODE_6 • EPOS2_SYMBOL_GS1_DATABAR_STACKED • EPOS2_SYMBOL_GS1_DATABAR_STACKED_OMNIDIRECTIONAL • EPOS2_SYMBOL_GS1_DATABAR_EXPANDED_STACKED • EPOS2_SYMBOL_AZTECCODE_FULLRANGE • EPOS2_SYMBOL_AZTECCODE_COMPACT • EPOS2_SYMBOL_DATAMATRIX_SQUARE • EPOS2_SYMBOL_DATAMATRIX_RECTANGLE_8 • EPOS2_SYMBOL_DATAMATRIX_RECTANGLE_12 • EPOS2_SYMBOL_DATAMATRIX_RECTANGLE_16

Parameter	Specifiable Setting Value
level	<ul style="list-style-type: none"> • EPOS2_LEVEL_0 • EPOS2_LEVEL_1 • EPOS2_LEVEL_2 • EPOS2_LEVEL_3 • EPOS2_LEVEL_4 • EPOS2_LEVEL_5 • EPOS2_LEVEL_6 • EPOS2_LEVEL_7 • EPOS2_LEVEL_8 • EPOS2_LEVEL_L • EPOS2_LEVEL_M • EPOS2_LEVEL_Q • EPOS2_LEVEL_H • Integer from 5 to 95 • EPOS2_PARAM_DEFAULT • EPOS2_PARAM_UNSPECIFIED

- addPageLine

Parameter	Specifiable Setting Value
x1	<ul style="list-style-type: none"> • Integer from 0 to 65535
y1	<ul style="list-style-type: none"> • Integer from 0 to 65535
x2	<ul style="list-style-type: none"> • Integer from 0 to 65535
y2	<ul style="list-style-type: none"> • Integer from 0 to 65535
lineStyle	<ul style="list-style-type: none"> • EPOS2_LINE_THIN • EPOS2_LINE_MEDIUM • EPOS2_LINE_THICK • EPOS2_PARAM_DEFAULT

- addPageRectangle

Parameter	Specifiable Setting Value
x1	<ul style="list-style-type: none"> • Integer from 0 to 65535
y1	<ul style="list-style-type: none"> • Integer from 0 to 65535
x2	<ul style="list-style-type: none"> • Integer from 0 to 65535
y2	<ul style="list-style-type: none"> • Integer from 0 to 65535
Style	<ul style="list-style-type: none"> • EPOS2_LINE_THIN • EPOS2_LINE_MEDIUM • EPOS2_LINE_THICK • EPOS2_PARAM_DEFAULT

- addCut

Parameter	Specifiable Setting Value
type	<ul style="list-style-type: none"> • EPOS2_CUT_FEED • EPOS2_CUT_NO_FEED • EPOS2_PARAM_DEFAULT

- addSound

Parameter	Specifiable Setting Value
pattern	<ul style="list-style-type: none"> • EPOS2_PATTERN_NONE • EPOS2_PATTERN_A • EPOS2_PATTERN_B • EPOS2_PATTERN_C • EPOS2_PATTERN_D • EPOS2_PATTERN_E • EPOS2_PATTERN_ERROR • EPOS2_PATTERN_PAPER_EMPTY • EPOS2_PARAM_DEFAULT
repeat	<ul style="list-style-type: none"> • 0 • 1 to 255 • EPOS2_PARAM_DEFAULT
cycle	<ul style="list-style-type: none"> • 1000 to 25500 • EPOS2_PARAM_DEFAULT

- addFeedPosition

Parameter	Specifiable Setting Value
position	<ul style="list-style-type: none"> • EPOS2_FEED_CUTTING

Epos2LineDisplay Class

- initWithDisplayModel

Parameter	Specifiable Setting Value
displaySeries	<ul style="list-style-type: none"> • EPOS2_DM_D30 • EPOS2_DM_D70

Reference information

Restrictions when the waiting for paper removal function is enabled

The following controls may stop when the printer is waiting for paper removal (REMOVAL_WAIT_PAPER).

- ☐ Ringing control of built-in buzzer
- ☐ Ringing control of optional external buzzer
- ☐ Control of customer display
- ☐ Control of barcode scanner

Recovered when the paper has been removed and the printer is no longer waiting for paper removal (REMOVAL_WAIT_NONE).

The built-in buzzer and optional external buzzer can be caused to ring while the printer is waiting for paper removal by making the settings for ringing while waiting for paper removal in the software settings of the printer.

For details, refer to the Technical Reference Guide.

TM-U220**Printer Specifications**

Item	76mm Specification	69.5mm Specification	57.5mm Specification
Amount of initial feed	12 dots		

APIs for which restricted parameter setting values can be specified**Epos2Printer Class**

- initWithPrinterSeries

Parameter	Specifiable Setting Value
printerSeries	<ul style="list-style-type: none"> • EPOS2_TM_U220
lang	<ul style="list-style-type: none"> • EPOS2_MODEL_ANK • EPOS2_MODEL_CHINESE • EPOS2_MODEL_TAIWAN • EPOS2_MODEL_KOREAN • EPOS2_MODEL_THAI

- addTextLang

Parameter	Specifiable Setting Value
lang	<ul style="list-style-type: none"> • EPOS2_LANG_EN (default) • EPOS2_LANG_JA • EPOS2_LANG_ZH_CN • EPOS2_LANG_ZH_TW • EPOS2_LANG_KO • EPOS2_LANG_TH • EPOS2_LANG_VI • EPOS2_PARAM_DEFAULT

- addTextFont

Parameter	Specifiable Setting Value
font	<ul style="list-style-type: none"> • EPOS2_FONT_A (default) • EPOS2_FONT_B • EPOS2_PARAM_DEFAULT

- addTextStyle

Parameter	Specifiable Setting Value
reverse	<ul style="list-style-type: none"> • EPOS2_TRUE • EPOS2_FALSE (default) • EPOS2_PARAM_UNSPECIFIED • EPOS2_PARAM_DEFAULT
ul	<ul style="list-style-type: none"> • EPOS2_TRUE • EPOS2_FALSE (default) • EPOS2_PARAM_UNSPECIFIED • EPOS2_PARAM_DEFAULT
em	<ul style="list-style-type: none"> • EPOS2_TRUE • EPOS2_FALSE (default) • EPOS2_PARAM_UNSPECIFIED • EPOS2_PARAM_DEFAULT
color	<ul style="list-style-type: none"> • EPOS2_COLOR_1 (default) • EPOS2_COLOR_2 • EPOS2_PARAM_UNSPECIFIED • EPOS2_PARAM_DEFAULT

- addImage

Parameter	Specifiable Setting Value
data	-
x	<ul style="list-style-type: none"> • Integer from 0 to 65534
y	<ul style="list-style-type: none"> • Integer from 0 to 65534
width	<ul style="list-style-type: none"> • Integer from 1 to 65535
height	<ul style="list-style-type: none"> • Integer from 1 to 65535
color	<ul style="list-style-type: none"> • EPOS2_COLOR_1 • EPOS2_COLOR_2 • EPOS2_PARAM_DEFAULT
mode	<ul style="list-style-type: none"> • EPOS2_MODE_MONO • EPOS2_MODE_MONO_HIGH_DENSITY • EPOS2_PARAM_DEFAULT
halftone	<ul style="list-style-type: none"> • EPOS2_HALFTONE_DITHER • EPOS2_HALFTONE_ERROR_DIFFUSION • EPOS2_HALFTONE_THRESHOLD • EPOS2_PARAM_DEFAULT
brightness	<ul style="list-style-type: none"> • Real number from 0.1 to 10.0 • EPOS2_PARAM_DEFAULT

Parameter	Specifiable Setting Value
compress	<ul style="list-style-type: none"> EPOS2_COMPRESS_DEFLATE EPOS2_COMPRESS_NONE EPOS2_COMPRESS_AUTO EPOS2_PARAM_DEFAULT

- addLogo

Parameter	Specifiable Setting Value
key1	<ul style="list-style-type: none"> Integer from 1 to 255
key2	<ul style="list-style-type: none"> EPOS2_PARAM_DEFAULT

- addCut

Parameter	Specifiable Setting Value
type	<ul style="list-style-type: none"> EPOS2_CUT_FEED EPOS2_CUT_NO_FEED EPOS2_PARAM_DEFAULT

- getPrinterSetting

Parameter	Specifiable Setting Value
timeout	<ul style="list-style-type: none"> Integer from 5000 to 600000 EPOS2_PARAM_DEFAULT
type	<ul style="list-style-type: none"> EPOS2_PRINTER_SETTING_PAPERWIDTH
delegate	-

- setPrinterSetting

Parameter	Specifiable Setting Value
timeout	<ul style="list-style-type: none"> Integer from 5000 to 600000 EPOS2_PARAM_DEFAULT
list	-
type	<ul style="list-style-type: none"> EPOS2_PRINTER_SETTING_PAPERWIDTH
value	<ul style="list-style-type: none"> EPOS2_PRINTER_SETTING_PAPERWIDTH58_0 EPOS2_PRINTER_SETTING_PAPERWIDTH70_0 EPOS2_PRINTER_SETTING_PAPERWIDTH76_0
delegate	-

TM-U220II**Printer Specifications**

Item	76mm Specification	69.5mm Specification	57.5mm Specification
Amount of initial feed	12 dots		

APIs for which restricted parameter setting values can be specified**Epos2Printer Class**

- initWithPrinterSeries

Parameter	Specifiable Setting Value
printerSeries	<ul style="list-style-type: none"> • EPOS2_TM_U220II
lang	<ul style="list-style-type: none"> • EPOS2_MODEL_ANK • EPOS2_MODEL_CHINESE • EPOS2_MODEL_TAIWAN • EPOS2_MODEL_KOREAN • EPOS2_MODEL_THAI

- addTextLang

Parameter	Specifiable Setting Value
lang	<ul style="list-style-type: none"> • EPOS2_LANG_EN (default) • EPOS2_LANG_JA • EPOS2_LANG_ZH_CN • EPOS2_LANG_ZH_TW • EPOS2_LANG_KO • EPOS2_LANG_TH • EPOS2_LANG_VI • EPOS2_PARAM_DEFAULT

- addTextFont

Parameter	Specifiable Setting Value
font	<ul style="list-style-type: none"> • EPOS2_FONT_A (default) • EPOS2_FONT_B • EPOS2_PARAM_DEFAULT

- addTextStyle

Parameter	Specifiable Setting Value
reverse	<ul style="list-style-type: none"> • EPOS2_TRUE • EPOS2_FALSE (default) • EPOS2_PARAM_UNSPECIFIED • EPOS2_PARAM_DEFAULT
ul	<ul style="list-style-type: none"> • EPOS2_TRUE • EPOS2_FALSE (default) • EPOS2_PARAM_UNSPECIFIED • EPOS2_PARAM_DEFAULT
em	<ul style="list-style-type: none"> • EPOS2_TRUE • EPOS2_FALSE (default) • EPOS2_PARAM_UNSPECIFIED • EPOS2_PARAM_DEFAULT
color	<ul style="list-style-type: none"> • EPOS2_COLOR_1 (default) • EPOS2_COLOR_2 • EPOS2_PARAM_UNSPECIFIED • EPOS2_PARAM_DEFAULT

- addImage

Parameter	Specifiable Setting Value
data	-
x	<ul style="list-style-type: none"> • Integer from 0 to 65534
y	<ul style="list-style-type: none"> • Integer from 0 to 65534
width	<ul style="list-style-type: none"> • Integer from 1 to 65535
height	<ul style="list-style-type: none"> • Integer from 1 to 65535
color	<ul style="list-style-type: none"> • EPOS2_COLOR_1 • EPOS2_COLOR_2 • EPOS2_PARAM_DEFAULT
mode	<ul style="list-style-type: none"> • EPOS2_MODE_MONO • EPOS2_MODE_MONO_HIGH_DENSITY • EPOS2_PARAM_DEFAULT
halftone	<ul style="list-style-type: none"> • EPOS2_HALFTONE_DITHER • EPOS2_HALFTONE_ERROR_DIFFUSION • EPOS2_HALFTONE_THRESHOLD • EPOS2_PARAM_DEFAULT
brightness	<ul style="list-style-type: none"> • Real number from 0.1 to 10.0 • EPOS2_PARAM_DEFAULT

Parameter	Specificable Setting Value
compress	<ul style="list-style-type: none"> • EPOS2_COMPRESS_DEFLATE • EPOS2_COMPRESS_NONE • EPOS2_COMPRESS_AUTO • EPOS2_PARAM_DEFAULT

- addLogo

Parameter	Specificable Setting Value
key1	<ul style="list-style-type: none"> • Integer from 1 to 255
key2	<ul style="list-style-type: none"> • EPOS2_PARAM_DEFAULT

- addCut

Parameter	Specificable Setting Value
type	<ul style="list-style-type: none"> • EPOS2_CUT_FEED • EPOS2_CUT_NO_FEED • EPOS2_PARAM_DEFAULT

- addSound

Parameter	Specificable Setting Value
pattern	<ul style="list-style-type: none"> • EPOS2_PATTERN_NONE • EPOS2_PATTERN_A • EPOS2_PATTERN_B • EPOS2_PATTERN_C • EPOS2_PATTERN_D • EPOS2_PATTERN_E • EPOS2_PATTERN_ERROR • EPOS2_PATTERN_PAPER_EMPTY • EPOS2_PARAM_DEFAULT
repeat	<ul style="list-style-type: none"> • 0 • 1 to 255 • EPOS2_PARAM_DEFAULT
cycle	<ul style="list-style-type: none"> • 1000 to 25500 • EPOS2_PARAM_DEFAULT

TM-U330**Printer Specifications**

Item	76mm Specification	69.5mm Specification	57.5mm Specification
Amount of initial feed	12 dots		

APIs for which restricted parameter setting values can be specified**Epos2Printer Class**

- initWithPrinterSeries

Parameter	Specificable Setting Value
printerSeries	<ul style="list-style-type: none"> • EPOS2_TM_U330
lang	<ul style="list-style-type: none"> • EPOS2_MODEL_CHINESE

- addTextLang

Parameter	Specificable Setting Value
lang	<ul style="list-style-type: none"> • EPOS2_LANG_EN (default) • EPOS2_LANG_JA • EPOS2_LANG_ZH_CN • EPOS2_LANG_ZH_TW • EPOS2_LANG_KO • EPOS2_LANG_TH • EPOS2_LANG_VI • EPOS2_PARAM_DEFAULT

- addTextFont

Parameter	Specificable Setting Value
font	<ul style="list-style-type: none"> • EPOS2_FONT_A (default) • EPOS2_FONT_B • EPOS2_PARAM_DEFAULT

- addTextStyle

Parameter	Specificable Setting Value
reverse	<ul style="list-style-type: none"> • EPOS2_TRUE • EPOS2_FALSE (default) • EPOS2_PARAM_UNSPECIFIED • EPOS2_PARAM_DEFAULT

Parameter	Specifiable Setting Value
ul	<ul style="list-style-type: none"> • EPOS2_TRUE • EPOS2_FALSE (default) • EPOS2_PARAM_UNSPECIFIED • EPOS2_PARAM_DEFAULT
em	<ul style="list-style-type: none"> • EPOS2_TRUE • EPOS2_FALSE (default) • EPOS2_PARAM_UNSPECIFIED • EPOS2_PARAM_DEFAULT
color	<ul style="list-style-type: none"> • EPOS2_COLOR_1 (default) • EPOS2_COLOR_2 • EPOS2_PARAM_UNSPECIFIED • EPOS2_PARAM_DEFAULT

- addImage

Parameter	Specifiable Setting Value
data	-
x	<ul style="list-style-type: none"> • Integer from 0 to 65534
y	<ul style="list-style-type: none"> • Integer from 0 to 65534
width	<ul style="list-style-type: none"> • Integer from 1 to 65535
height	<ul style="list-style-type: none"> • Integer from 1 to 65535
color	<ul style="list-style-type: none"> • EPOS2_COLOR_1 • EPOS2_COLOR_2 • EPOS2_PARAM_DEFAULT
mode	<ul style="list-style-type: none"> • EPOS2_MODE_MONO • EPOS2_MODE_MONO_HIGH_DENSITY • EPOS2_PARAM_DEFAULT
halftone	<ul style="list-style-type: none"> • EPOS2_HALFTONE_DITHER • EPOS2_HALFTONE_ERROR_DIFFUSION • EPOS2_HALFTONE_THRESHOLD • EPOS2_PARAM_DEFAULT
brightness	<ul style="list-style-type: none"> • Real number from 0.1 to 10.0 • EPOS2_PARAM_DEFAULT
compress	<ul style="list-style-type: none"> • EPOS2_COMPRESS_DEFLATE • EPOS2_COMPRESS_NONE • EPOS2_COMPRESS_AUTO • EPOS2_PARAM_DEFAULT

- addLogo

Parameter	Specifiable Setting Value
key1	<ul style="list-style-type: none"> • Integer from 1 to 255
key2	<ul style="list-style-type: none"> • EPOS2_PARAM_DEFAULT

- addBarcode

Parameter	Specifiable Setting Value
data	-
type	<ul style="list-style-type: none"> • EPOS2_BARCODE_CODE39 • EPOS2_BARCODE_CODE128
hri	<ul style="list-style-type: none"> • EPOS2_HRI_NONE (default) • EPOS2_HRI_ABOVE • EPOS2_HRI_BELOW • EPOS2_HRI_BOTH • EPOS2_PARAM_DEFAULT • EPOS2_PARAM_UNSPECIFIED
font	<ul style="list-style-type: none"> • EPOS2_FONT_A (default) • EPOS2_FONT_B • EPOS2_PARAM_DEFAULT • EPOS2_PARAM_UNSPECIFIED
width	<ul style="list-style-type: none"> • Integer from 2 to 6 • EPOS2_PARAM_UNSPECIFIED
height	<ul style="list-style-type: none"> • Integer from 1 to 255 • EPOS2_PARAM_UNSPECIFIED

- addSymbol

Parameter	Specifiable Setting Value
data	-
type	<ul style="list-style-type: none"> • EPOS2_SYMBOL_QRCODE_MODEL_1 • EPOS2_SYMBOL_QRCODE_MODEL_2
level	<ul style="list-style-type: none"> • EPOS2_LEVEL_L • EPOS2_LEVEL_M • EPOS2_LEVEL_Q • EPOS2_LEVEL_H • EPOS2_PARAM_DEFAULT • EPOS2_PARAM_UNSPECIFIED

- addCut

Parameter	Specifiable Setting Value
type	<ul style="list-style-type: none">• EPOS2_CUT_FEED• EPOS2_CUT_NO_FEED• EPOS2_PARAM_DEFAULT

- addFeedPosition

Parameter	Specifiable Setting Value
position	<ul style="list-style-type: none">• EPOS2_FEED_CUTTING

TM-P20**Printer Specifications**

Item	Specification
Amount of initial feed	30 dots
Initial page mode area	384 x 2400 dots
Maximum page mode area	384 x 2400 dots
Baseline of Font A	21 dots from the top of the character
Baseline of Font B	21 dots from the top of the character
Baseline of Font C	16 dots from the top of the character
Baseline of Font D	21 dots from the top of the character
Baseline of Font E	15 dots from the top of the character

APIs for which restricted parameter setting values can be specified**Epos2Printer Class**

- initWithPrinterSeries

Parameter	Specificable Setting Value
printerSeries	<ul style="list-style-type: none"> • EPOS2_TM_P20
lang	<ul style="list-style-type: none"> • EPOS2_MODEL_ANK • EPOS2_MODEL_CHINESE • EPOS2_MODEL_TAIWAN • EPOS2_MODEL_SOUTHASIA

- addTextLang

Parameter	Specificable Setting Value
lang	<ul style="list-style-type: none"> • EPOS2_LANG_EN (default) • EPOS2_LANG_JA • EPOS2_LANG_ZH_CN • EPOS2_LANG_ZH_TW • EPOS2_LANG_KO • EPOS2_LANG_TH • EPOS2_LANG_VI • EPOS2_PARAM_DEFAULT

- addTextStyle

Parameter	Specifiable Setting Value
reverse	<ul style="list-style-type: none"> • EPOS2_TRUE • EPOS2_FALSE (default) • EPOS2_PARAM_UNSPECIFIED • EPOS2_PARAM_DEFAULT
ul	<ul style="list-style-type: none"> • EPOS2_TRUE • EPOS2_FALSE (default) • EPOS2_PARAM_UNSPECIFIED • EPOS2_PARAM_DEFAULT
em	<ul style="list-style-type: none"> • EPOS2_TRUE • EPOS2_FALSE (default) • EPOS2_PARAM_UNSPECIFIED • EPOS2_PARAM_DEFAULT
color	<ul style="list-style-type: none"> • EPOS2_COLOR_1 (default) • EPOS2_PARAM_UNSPECIFIED • EPOS2_PARAM_DEFAULT

- addImage

Parameter	Specifiable Setting Value
data	-
x	<ul style="list-style-type: none"> • Integer from 0 to 65534
y	<ul style="list-style-type: none"> • Integer from 0 to 65534
width	<ul style="list-style-type: none"> • Integer from 1 to 65535
height	<ul style="list-style-type: none"> • Integer from 1 to 65535
color	<ul style="list-style-type: none"> • EPOS2_COLOR_1 • EPOS2_PARAM_DEFAULT
mode	<ul style="list-style-type: none"> • EPOS2_MODE_MONO • EPOS2_MODE_MONO_HIGH_DENSITY • EPOS2_PARAM_DEFAULT
halftone	<ul style="list-style-type: none"> • EPOS2_HALFTONE_DITHER • EPOS2_HALFTONE_ERROR_DIFFUSION • EPOS2_HALFTONE_THRESHOLD • EPOS2_PARAM_DEFAULT
brightness	<ul style="list-style-type: none"> • Real number from 0.1 to 10.0 • EPOS2_PARAM_DEFAULT

Parameter	Specifiable Setting Value
compress	<ul style="list-style-type: none"> • EPOS2_COMPRESS_DEFLATE • EPOS2_COMPRESS_NONE • EPOS2_COMPRESS_AUTO • EPOS2_PARAM_DEFAULT

- addBarcode

Parameter	Specifiable Setting Value
data	-
type	<ul style="list-style-type: none"> • EPOS2_BARCODE_UPC_A • EPOS2_BARCODE_UPC_E • EPOS2_BARCODE_EAN13 • EPOS2_BARCODE_JAN13 • EPOS2_BARCODE_EAN8 • EPOS2_BARCODE_JAN8 • EPOS2_BARCODE_CODE39 • EPOS2_BARCODE_ITF • EPOS2_BARCODE_CODABAR • EPOS2_BARCODE_CODE93 • EPOS2_BARCODE_CODE128 • EPOS2_BARCODE_GS1_128 • EPOS2_BARCODE_GS1_DATABAR_OMNIDIRECTIONAL • EPOS2_BARCODE_GS1_DATABAR_TRUNCATED • EPOS2_BARCODE_GS1_DATABAR_LIMITED • EPOS2_BARCODE_GS1_DATABAR_EXPANDED
hri	<ul style="list-style-type: none"> • EPOS2_HRI_NONE (default) • EPOS2_HRI_ABOVE • EPOS2_HRI_BELOW • EPOS2_HRI_BOTH • EPOS2_PARAM_DEFAULT • EPOS2_PARAM_UNSPECIFIED
font	<ul style="list-style-type: none"> • EPOS2_FONT_A (default) • EPOS2_FONT_B • EPOS2_FONT_C • EPOS2_FONT_D • EPOS2_FONT_E • EPOS2_PARAM_DEFAULT • EPOS2_PARAM_UNSPECIFIED
width	<ul style="list-style-type: none"> • Integer from 2 to 6 • EPOS2_PARAM_UNSPECIFIED
height	<ul style="list-style-type: none"> • Integer from 1 to 255 • EPOS2_PARAM_UNSPECIFIED

- addSymbol

Parameter	Specifiable Setting Value
data	-
type	<ul style="list-style-type: none"> • EPOS2_SYMBOL_PDF417_STANDARD • EPOS2_SYMBOL_PDF417_TRUNCATED • EPOS2_SYMBOL_QRCODE_MODEL_1 • EPOS2_SYMBOL_QRCODE_MODEL_2 • EPOS2_SYMBOL_MAXICODE_MODE_2 • EPOS2_SYMBOL_MAXICODE_MODE_3 • EPOS2_SYMBOL_MAXICODE_MODE_4 • EPOS2_SYMBOL_MAXICODE_MODE_5 • EPOS2_SYMBOL_MAXICODE_MODE_6 • EPOS2_SYMBOL_GS1_DATABAR_STACKED • EPOS2_SYMBOL_GS1_DATABAR_STACKED_OMNIDIRECTIONAL • EPOS2_SYMBOL_GS1_DATABAR_EXPANDED_STACKED • EPOS2_SYMBOL_AZTECCODE_FULLRANGE • EPOS2_SYMBOL_AZTECCODE_COMPACT • EPOS2_SYMBOL_DATAMATRIX_SQUARE • EPOS2_SYMBOL_DATAMATRIX_RECTANGLE_8 • EPOS2_SYMBOL_DATAMATRIX_RECTANGLE_12 • EPOS2_SYMBOL_DATAMATRIX_RECTANGLE_16
level	<ul style="list-style-type: none"> • EPOS2_LEVEL_0 • EPOS2_LEVEL_1 • EPOS2_LEVEL_2 • EPOS2_LEVEL_3 • EPOS2_LEVEL_4 • EPOS2_LEVEL_5 • EPOS2_LEVEL_6 • EPOS2_LEVEL_7 • EPOS2_LEVEL_8 • EPOS2_LEVEL_L • EPOS2_LEVEL_M • EPOS2_LEVEL_Q • EPOS2_LEVEL_H • Integer from 5 to 95 • EPOS2_PARAM_DEFAULT • EPOS2_PARAM_UNSPECIFIED

- addPageLine

Parameter	Specifiable Setting Value
x1	<ul style="list-style-type: none"> • Integer from 0 to 65535
y1	<ul style="list-style-type: none"> • Integer from 0 to 65535

Parameter	Specifiable Setting Value
x2	<ul style="list-style-type: none"> Integer from 0 to 65535
y2	<ul style="list-style-type: none"> Integer from 0 to 65535
lineStyle	<ul style="list-style-type: none"> EPOS2_LINE_THIN EPOS2_LINE_MEDIUM EPOS2_LINE_THICK EPOS2_PARAM_DEFAULT

- addPageRectangle

Parameter	Specifiable Setting Value
x1	<ul style="list-style-type: none"> Integer from 0 to 65535
y1	<ul style="list-style-type: none"> Integer from 0 to 65535
x2	<ul style="list-style-type: none"> Integer from 0 to 65535
y2	<ul style="list-style-type: none"> Integer from 0 to 65535
Style	<ul style="list-style-type: none"> EPOS2_LINE_THIN EPOS2_LINE_MEDIUM EPOS2_LINE_THICK EPOS2_PARAM_DEFAULT

- addCut

Parameter	Specifiable Setting Value
type	<ul style="list-style-type: none"> EPOS2_CUT_FEED EPOS2_CUT_NO_FEED EPOS2_PARAM_DEFAULT

- addSound

Parameter	Specifiable Setting Value
pattern	<ul style="list-style-type: none"> EPOS2_PATTERN_NONE EPOS2_PATTERN_1 EPOS2_PATTERN_2 EPOS2_PATTERN_3 EPOS2_PATTERN_4 EPOS2_PATTERN_5 EPOS2_PATTERN_6 EPOS2_PATTERN_7 EPOS2_PATTERN_8 EPOS2_PATTERN_9 EPOS2_PATTERN_10 EPOS2_PARAM_DEFAULT

Parameter	Specifiable Setting Value
repeat	<ul style="list-style-type: none"> • 1 to 255 • EPOS2_PARAM_DEFAULT
cycle	<ul style="list-style-type: none"> • 1000 to 25500 • EPOS2_PARAM_DEFAULT

- addFeedPosition

Parameter	Specifiable Setting Value
position	<ul style="list-style-type: none"> • EPOS2_FEED_CUTTING • EPOS2_FEED_CURRENT_TOF • EPOS2_FEED_NEXT_TOF

- addLayout

Parameter	Specifiable Setting Value
type	<ul style="list-style-type: none"> • EPOS2_LAYOUT_RECEIPT • EPOS2_LAYOUT_RECEIPT_BM
width	<ul style="list-style-type: none"> • Integer from 1 to 10000
height	<ul style="list-style-type: none"> • Receipt (without black mark) • Receipt (with black mark)
marginTop	<ul style="list-style-type: none"> • Receipt (without black mark) • Receipt (with black mark)
marginBottom	<ul style="list-style-type: none"> • Receipt (without black mark) • Receipt (with black mark)
offsetCut	<ul style="list-style-type: none"> • Receipt (without black mark) • Receipt (with black mark)
offsetLabel	<ul style="list-style-type: none"> • Receipt (without black mark) • Receipt (with black mark)

- getMaintenanceCounter

Parameter	Specifiable Setting Value
timeout	<ul style="list-style-type: none"> • Integer from 5000 to 600000 • EPOS2_PARAM_DEFAULT
type	<ul style="list-style-type: none"> • EPOS2_MAINTENANCE_COUNTER_PAPER_FEED
delegate	-

- resetMaintenanceCounter

Parameter	Specifiable Setting Value
timeout	<ul style="list-style-type: none"> • Integer from 5000 to 600000 • EPOS2_PARAM_DEFAULT

Parameter	Specificable Setting Value
type	<ul style="list-style-type: none"> EPOS2_MAINTENANCE_COUNTER_PAPER_FEED
delegate	-

- getPrinterSetting

Parameter	Specificable Setting Value
timeout	<ul style="list-style-type: none"> Integer from 5000 to 600000 EPOS2_PARAM_DEFAULT
type	<ul style="list-style-type: none"> EPOS2_PRINTER_SETTING_PRINTDENSITY EPOS2_PRINTER_SETTING_PRINTSPEED
delegate	-

- setPrinterSetting

Parameter	Specificable Setting Value
timeout	<ul style="list-style-type: none"> Integer from 5000 to 600000 EPOS2_PARAM_DEFAULT
list	-
type	<ul style="list-style-type: none"> EPOS2_PRINTER_SETTING_PRINTDENSITY EPOS2_PRINTER_SETTING_PRINTSPEED

Parameter	Specifiable Setting Value
value	<ul style="list-style-type: none"> • EPOS2_PRINTER_SETTING_PRINTDENSITY70 • EPOS2_PRINTER_SETTING_PRINTDENSITY75 • EPOS2_PRINTER_SETTING_PRINTDENSITY80 • EPOS2_PRINTER_SETTING_PRINTDENSITY85 • EPOS2_PRINTER_SETTING_PRINTDENSITY90 • EPOS2_PRINTER_SETTING_PRINTDENSITY95 • EPOS2_PRINTER_SETTING_PRINTDENSITY100 • EPOS2_PRINTER_SETTING_PRINTDENSITY105 • EPOS2_PRINTER_SETTING_PRINTDENSITY110 • EPOS2_PRINTER_SETTING_PRINTDENSITY115 • EPOS2_PRINTER_SETTING_PRINTDENSITY120 • EPOS2_PRINTER_SETTING_PRINTDENSITY125 • EPOS2_PRINTER_SETTING_PRINTDENSITY130 • EPOS2_PRINTER_SETTING_PRINTSPEED1 • EPOS2_PRINTER_SETTING_PRINTSPEED2 • EPOS2_PRINTER_SETTING_PRINTSPEED3 • EPOS2_PRINTER_SETTING_PRINTSPEED4 • EPOS2_PRINTER_SETTING_PRINTSPEED5 • EPOS2_PRINTER_SETTING_PRINTSPEED6 • EPOS2_PRINTER_SETTING_PRINTSPEED7 • EPOS2_PRINTER_SETTING_PRINTSPEED8 • EPOS2_PRINTER_SETTING_PRINTSPEED9 • EPOS2_PRINTER_SETTING_PRINTSPEED10
delegate	-

TM-P20II**Printer Specifications**

Item	Specification
Amount of initial feed	30 dots
Initial page mode area	384 x 2400 dots
Maximum page mode area	384 x 2400 dots
Baseline of Font A	21 dots from the top of the character
Baseline of Font B	21 dots from the top of the character
Baseline of Font C	16 dots from the top of the character

APIs for which restricted parameter setting values can be specified**Epos2Printer Class**

- initWithPrinterSeries

Parameter	Specifiable Setting Value
printerSeries	<ul style="list-style-type: none"> • EPOS2_TM_P20II
lang	<ul style="list-style-type: none"> • EPOS2_MODEL_ANK • EPOS2_MODEL_CHINESE • EPOS2_MODEL_TAIWAN • EPOS2_MODEL_SOUTHASIA

- addTextFont

Parameter	Specifiable Setting Value
font	<ul style="list-style-type: none"> • EPOS2_FONT_A (default) • EPOS2_FONT_B • EPOS2_FONT_C • EPOS2_PARAM_DEFAULT

- addTextStyle

Parameter	Specifiable Setting Value
reverse	<ul style="list-style-type: none"> • EPOS2_TRUE • EPOS2_FALSE (default) • EPOS2_PARAM_UNSPECIFIED • EPOS2_PARAM_DEFAULT
ul	<ul style="list-style-type: none"> • EPOS2_TRUE • EPOS2_FALSE (default) • EPOS2_PARAM_UNSPECIFIED • EPOS2_PARAM_DEFAULT

Parameter	Specifiable Setting Value
em	<ul style="list-style-type: none"> • EPOS2_TRUE • EPOS2_FALSE (default) • EPOS2_PARAM_UNSPECIFIED • EPOS2_PARAM_DEFAULT
color	<ul style="list-style-type: none"> • EPOS2_COLOR_1 (default) • EPOS2_COLOR_4 • EPOS2_PARAM_UNSPECIFIED • EPOS2_PARAM_DEFAULT

- addImage

Parameter	Specifiable Setting Value
data	-
x	<ul style="list-style-type: none"> • Integer from 0 to 65534
y	<ul style="list-style-type: none"> • Integer from 0 to 65534
width	<ul style="list-style-type: none"> • Integer from 1 to 65535
height	<ul style="list-style-type: none"> • Integer from 1 to 65535
color	<ul style="list-style-type: none"> • EPOS2_COLOR_NONE • EPOS2_COLOR_1 • EPOS2_PARAM_DEFAULT
mode	<ul style="list-style-type: none"> • EPOS2_MODE_MONO • EPOS2_MODE_MONO_HIGH_DENSITY • EPOS2_PARAM_DEFAULT
halftone	<ul style="list-style-type: none"> • EPOS2_HALFTONE_DITHER • EPOS2_HALFTONE_ERROR_DIFFUSION • EPOS2_HALFTONE_THRESHOLD • EPOS2_PARAM_DEFAULT
brightness	<ul style="list-style-type: none"> • Real number from 0.1 to 10.0 • EPOS2_PARAM_DEFAULT
compress	<ul style="list-style-type: none"> • EPOS2_COMPRESS_DEFLATE • EPOS2_COMPRESS_NONE • EPOS2_COMPRESS_AUTO • EPOS2_PARAM_DEFAULT

- addSymbol

Parameter	Specifiable Setting Value
data	-

Parameter	Specifiable Setting Value
type	<ul style="list-style-type: none"> EPOS2_SYMBOL_PDF417_STANDARD EPOS2_SYMBOL_PDF417_TRUNCATED EPOS2_SYMBOL_QRCODE_MODEL_1 EPOS2_SYMBOL_QRCODE_MODEL_2 EPOS2_SYMBOL_MAXICODE_MODE_2 EPOS2_SYMBOL_MAXICODE_MODE_3 EPOS2_SYMBOL_MAXICODE_MODE_4 EPOS2_SYMBOL_MAXICODE_MODE_5 EPOS2_SYMBOL_MAXICODE_MODE_6 EPOS2_SYMBOL_GS1_DATABAR_STACKED EPOS2_SYMBOL_GS1_DATABAR_STACKED_OMNIDIRECTIONAL EPOS2_SYMBOL_GS1_DATABAR_EXPANDED_STACKED EPOS2_SYMBOL_AZTECCODE_FULLRANGE EPOS2_SYMBOL_AZTECCODE_COMPACT EPOS2_SYMBOL_DATAMATRIX_SQUARE EPOS2_SYMBOL_DATAMATRIX_RECTANGLE_8 EPOS2_SYMBOL_DATAMATRIX_RECTANGLE_12 EPOS2_SYMBOL_DATAMATRIX_RECTANGLE_16
level	<ul style="list-style-type: none"> EPOS2_LEVEL_0 EPOS2_LEVEL_1 EPOS2_LEVEL_2 EPOS2_LEVEL_3 EPOS2_LEVEL_4 EPOS2_LEVEL_5 EPOS2_LEVEL_6 EPOS2_LEVEL_7 EPOS2_LEVEL_8 EPOS2_LEVEL_L EPOS2_LEVEL_M EPOS2_LEVEL_Q EPOS2_LEVEL_H Integer from 5 to 95 EPOS2_PARAM_DEFAULT EPOS2_PARAM_UNSPECIFIED

- addPageLine

Parameter	Specifiable Setting Value
x1	<ul style="list-style-type: none"> Integer from 0 to 65535
y1	<ul style="list-style-type: none"> Integer from 0 to 65535
x2	<ul style="list-style-type: none"> Integer from 0 to 65535
y2	<ul style="list-style-type: none"> Integer from 0 to 65535

Parameter	Specifiable Setting Value
lineStyle	<ul style="list-style-type: none"> • EPOS2_LINE_THIN • EPOS2_LINE_MEDIUM • EPOS2_LINE_THICK • EPOS2_PARAM_DEFAULT

- addPageRectangle

Parameter	Specifiable Setting Value
x1	<ul style="list-style-type: none"> • Integer from 0 to 65535
y1	<ul style="list-style-type: none"> • Integer from 0 to 65535
x2	<ul style="list-style-type: none"> • Integer from 0 to 65535
y2	<ul style="list-style-type: none"> • Integer from 0 to 65535
Style	<ul style="list-style-type: none"> • EPOS2_LINE_THIN • EPOS2_LINE_MEDIUM • EPOS2_LINE_THICK • EPOS2_PARAM_DEFAULT

- addCut

Parameter	Specifiable Setting Value
type	<ul style="list-style-type: none"> • EPOS2_CUT_FEED • EPOS2_CUT_NO_FEED • EPOS2_PARAM_DEFAULT

- addSound

Parameter	Specifiable Setting Value
pattern	<ul style="list-style-type: none"> • EPOS2_PATTERN_NONE • EPOS2_PATTERN_1 • EPOS2_PATTERN_2 • EPOS2_PATTERN_3 • EPOS2_PATTERN_4 • EPOS2_PATTERN_5 • EPOS2_PATTERN_6 • EPOS2_PATTERN_7 • EPOS2_PATTERN_8 • EPOS2_PATTERN_9 • EPOS2_PATTERN_10 • EPOS2_PARAM_DEFAULT
repeat	<ul style="list-style-type: none"> • 0 • 1 to 255 • EPOS2_PARAM_DEFAULT

Parameter	Specifiable Setting Value
cycle	<ul style="list-style-type: none"> 1000 to 25500 EPOS2_PARAM_DEFAULT

- addFeedPosition

Parameter	Specifiable Setting Value
position	<ul style="list-style-type: none"> EPOS2_FEED_CUTTING EPOS2_FEED_CURRENT_TOF EPOS2_FEED_NEXT_TOF

- addLayout

Parameter	Specifiable Setting Value
type	<ul style="list-style-type: none"> EPOS2_LAYOUT_RECEIPT EPOS2_LAYOUT_RECEIPT_BM
width	<ul style="list-style-type: none"> Integer from 1 to 10000
height	<ul style="list-style-type: none"> Receipt (without black mark) Receipt (with black mark)
marginTop	<ul style="list-style-type: none"> Receipt (without black mark) Receipt (with black mark)
marginBottom	<ul style="list-style-type: none"> Receipt (without black mark) Receipt (with black mark)
offsetCut	<ul style="list-style-type: none"> Receipt (without black mark) Receipt (with black mark)
offsetLabel	<ul style="list-style-type: none"> Receipt (without black mark) Receipt (with black mark)

- getMaintenanceCounter

Parameter	Specifiable Setting Value
timeout	<ul style="list-style-type: none"> Integer from 5000 to 600000 EPOS2_PARAM_DEFAULT
type	<ul style="list-style-type: none"> EPOS2_MAINTENANCE_COUNTER_PAPER_FEED
delegate	-

- resetMaintenanceCounter

Parameter	Specifiable Setting Value
timeout	<ul style="list-style-type: none"> Integer from 5000 to 600000 EPOS2_PARAM_DEFAULT
type	<ul style="list-style-type: none"> EPOS2_MAINTENANCE_COUNTER_PAPER_FEED

Parameter	Specifiable Setting Value
delegate	-

- downloadFirmwareList

Parameter	Specifiable Setting Value
printerModel	<ul style="list-style-type: none"> • TM-P20II-WIFI
option	<ul style="list-style-type: none"> • -A • -B
delegate	-

TM-P60 (Receipt)**Printer Specifications**

Item	58mm Specification	60mm Specification
Amount of initial feed	30 dots	
Initial page mode area	420 x 1200 dots	432 x 1200 dots
Maximum page mode area	420 x 1200 dots	432 x 1200 dots
Baseline of Font A	21 dots from the top of the character	
Baseline of Font B	21 dots from the top of the character	
Baseline of Font C	15 dots from the top of the character	

APIs for which restricted parameter setting values can be specified**Epos2Printer Class**

- initWithPrinterSeries

Parameter	Specifiable Setting Value
printerSeries	<ul style="list-style-type: none"> • EPOS2_TM_P60
lang	<ul style="list-style-type: none"> • EPOS2_MODEL_ANK • EPOS2_MODEL_TAIWAN

- addTextLang

Parameter	Specifiable Setting Value
lang	<ul style="list-style-type: none"> • EPOS2_LANG_EN (default) • EPOS2_LANG_JA • EPOS2_LANG_ZH_CN • EPOS2_LANG_ZH_TW • EPOS2_LANG_KO • EPOS2_LANG_TH • EPOS2_LANG_VI • EPOS2_PARAM_DEFAULT

- addTextFont

Parameter	Specifiable Setting Value
font	<ul style="list-style-type: none"> • EPOS2_FONT_A (default) • EPOS2_FONT_B • EPOS2_FONT_C • EPOS2_PARAM_DEFAULT

- addTextStyle

Parameter	Specifiable Setting Value
reverse	<ul style="list-style-type: none"> • EPOS2_TRUE • EPOS2_FALSE (default) • EPOS2_PARAM_UNSPECIFIED • EPOS2_PARAM_DEFAULT
ul	<ul style="list-style-type: none"> • EPOS2_TRUE • EPOS2_FALSE (default) • EPOS2_PARAM_UNSPECIFIED • EPOS2_PARAM_DEFAULT
em	<ul style="list-style-type: none"> • EPOS2_TRUE • EPOS2_FALSE (default) • EPOS2_PARAM_UNSPECIFIED • EPOS2_PARAM_DEFAULT
color	<ul style="list-style-type: none"> • EPOS2_COLOR_1 (default) • EPOS2_PARAM_UNSPECIFIED • EPOS2_PARAM_DEFAULT

- addImage

Parameter	Specifiable Setting Value
data	-
x	<ul style="list-style-type: none"> • Integer from 0 to 65534
y	<ul style="list-style-type: none"> • Integer from 0 to 65534
width	<ul style="list-style-type: none"> • Integer from 1 to 65535
height	<ul style="list-style-type: none"> • Integer from 1 to 65535
color	<ul style="list-style-type: none"> • EPOS2_COLOR_1 • EPOS2_PARAM_DEFAULT
mode	<ul style="list-style-type: none"> • EPOS2_MODE_MONO • EPOS2_MODE_MONO_HIGH_DENSITY • EPOS2_PARAM_DEFAULT
halftone	<ul style="list-style-type: none"> • EPOS2_HALFTONE_DITHER • EPOS2_HALFTONE_ERROR_DIFFUSION • EPOS2_HALFTONE_THRESHOLD • EPOS2_PARAM_DEFAULT
brightness	<ul style="list-style-type: none"> • Real number from 0.1 to 10.0 • EPOS2_PARAM_DEFAULT

Parameter	Specifiable Setting Value
compress	<ul style="list-style-type: none"> • EPOS2_COMPRESS_DEFLATE • EPOS2_COMPRESS_NONE • EPOS2_COMPRESS_AUTO • EPOS2_PARAM_DEFAULT

- addBarcode

Parameter	Specifiable Setting Value
data	-
type	<ul style="list-style-type: none"> • EPOS2_BARCODE_UPC_A • EPOS2_BARCODE_UPC_E • EPOS2_BARCODE_EAN13 • EPOS2_BARCODE_JAN13 • EPOS2_BARCODE_EAN8 • EPOS2_BARCODE_JAN8 • EPOS2_BARCODE_CODE39 • EPOS2_BARCODE_ITF • EPOS2_BARCODE_CODABAR • EPOS2_BARCODE_CODE93 • EPOS2_BARCODE_CODE128
hri	<ul style="list-style-type: none"> • EPOS2_HRI_NONE (default) • EPOS2_HRI_ABOVE • EPOS2_HRI_BELOW • EPOS2_HRI_BOTH • EPOS2_PARAM_DEFAULT • EPOS2_PARAM_UNSPECIFIED
font	<ul style="list-style-type: none"> • EPOS2_FONT_A (default) • EPOS2_FONT_B • EPOS2_FONT_C • EPOS2_PARAM_DEFAULT • EPOS2_PARAM_UNSPECIFIED
width	<ul style="list-style-type: none"> • Integer from 2 to 6 • EPOS2_PARAM_UNSPECIFIED
height	<ul style="list-style-type: none"> • Integer from 1 to 255 • EPOS2_PARAM_UNSPECIFIED

- addPageLine

Parameter	Specifiable Setting Value
x1	<ul style="list-style-type: none"> • Integer from 0 to 65535
y1	<ul style="list-style-type: none"> • Integer from 0 to 65535
x2	<ul style="list-style-type: none"> • Integer from 0 to 65535

Parameter	Specifiable Setting Value
y2	<ul style="list-style-type: none"> Integer from 0 to 65535
lineStyle	<ul style="list-style-type: none"> EPOS2_LINE_THIN EPOS2_LINE_MEDIUM EPOS2_LINE_THICK EPOS2_PARAM_DEFAULT

- addPageRectangle

Parameter	Specifiable Setting Value
x1	<ul style="list-style-type: none"> Integer from 0 to 65535
y1	<ul style="list-style-type: none"> Integer from 0 to 65535
x2	<ul style="list-style-type: none"> Integer from 0 to 65535
y2	<ul style="list-style-type: none"> Integer from 0 to 65535
Style	<ul style="list-style-type: none"> EPOS2_LINE_THIN EPOS2_LINE_MEDIUM EPOS2_LINE_THICK EPOS2_PARAM_DEFAULT

- addCut

Parameter	Specifiable Setting Value
type	<ul style="list-style-type: none"> EPOS2_CUT_FEED EPOS2_CUT_NO_FEED EPOS2_PARAM_DEFAULT

TM-P60 (Peeler)**Printer Specifications**

Item	58mm Specification	60mm Specification
Amount of initial feed	30 dots	
Initial page mode area	420 x 1200 dots	432 x 1200 dots
Maximum page mode area	420 x 1200 dots	432 x 1200 dots
Baseline of Font A	21 dots from the top of the character	
Baseline of Font B	21 dots from the top of the character	
Baseline of Font C	15 dots from the top of the character	

APIs for which restricted parameter setting values can be specified**Epos2Printer Class**

- initWithPrinterSeries

Parameter	Specificable Setting Value
printerSeries	<ul style="list-style-type: none"> • EPOS2_TM_P60
lang	<ul style="list-style-type: none"> • EPOS2_MODEL_ANK

- addTextLang

Parameter	Specificable Setting Value
lang	<ul style="list-style-type: none"> • EPOS2_LANG_EN (default) • EPOS2_LANG_JA • EPOS2_LANG_ZH_CN • EPOS2_LANG_ZH_TW • EPOS2_LANG_KO • EPOS2_LANG_TH • EPOS2_LANG_VI • EPOS2_PARAM_DEFAULT

- addTextFont

Parameter	Specificable Setting Value
font	<ul style="list-style-type: none"> • EPOS2_FONT_A (default) • EPOS2_FONT_B • EPOS2_FONT_C • EPOS2_PARAM_DEFAULT

- addTextStyle

Parameter	Specifiable Setting Value
reverse	<ul style="list-style-type: none"> • EPOS2_TRUE • EPOS2_FALSE (default) • EPOS2_PARAM_UNSPECIFIED • EPOS2_PARAM_DEFAULT
ul	<ul style="list-style-type: none"> • EPOS2_TRUE • EPOS2_FALSE (default) • EPOS2_PARAM_UNSPECIFIED • EPOS2_PARAM_DEFAULT
em	<ul style="list-style-type: none"> • EPOS2_TRUE • EPOS2_FALSE (default) • EPOS2_PARAM_UNSPECIFIED • EPOS2_PARAM_DEFAULT
color	<ul style="list-style-type: none"> • EPOS2_COLOR_1 (default) • EPOS2_PARAM_UNSPECIFIED • EPOS2_PARAM_DEFAULT

- addImage

Parameter	Specifiable Setting Value
data	-
x	<ul style="list-style-type: none"> • Integer from 0 to 65534
y	<ul style="list-style-type: none"> • Integer from 0 to 65534
width	<ul style="list-style-type: none"> • Integer from 1 to 65535
height	<ul style="list-style-type: none"> • Integer from 1 to 65535
color	<ul style="list-style-type: none"> • EPOS2_COLOR_1 • EPOS2_PARAM_DEFAULT
mode	<ul style="list-style-type: none"> • EPOS2_MODE_MONO • EPOS2_MODE_MONO_HIGH_DENSITY • EPOS2_PARAM_DEFAULT
halftone	<ul style="list-style-type: none"> • EPOS2_HALFTONE_DITHER • EPOS2_HALFTONE_ERROR_DIFFUSION • EPOS2_HALFTONE_THRESHOLD • EPOS2_PARAM_DEFAULT
brightness	<ul style="list-style-type: none"> • Real number from 0.1 to 10.0 • EPOS2_PARAM_DEFAULT

Parameter	Specifiable Setting Value
compress	<ul style="list-style-type: none"> • EPOS2_COMPRESS_DEFLATE • EPOS2_COMPRESS_NONE • EPOS2_COMPRESS_AUTO • EPOS2_PARAM_DEFAULT

- addBarcode

Parameter	Specifiable Setting Value
data	-
type	<ul style="list-style-type: none"> • EPOS2_BARCODE_UPC_A • EPOS2_BARCODE_UPC_E • EPOS2_BARCODE_EAN13 • EPOS2_BARCODE_JAN13 • EPOS2_BARCODE_EAN8 • EPOS2_BARCODE_JAN8 • EPOS2_BARCODE_CODE39 • EPOS2_BARCODE_ITF • EPOS2_BARCODE_CODABAR • EPOS2_BARCODE_CODE93 • EPOS2_BARCODE_CODE128
hri	<ul style="list-style-type: none"> • EPOS2_HRI_NONE (default) • EPOS2_HRI_ABOVE • EPOS2_HRI_BELOW • EPOS2_HRI_BOTH • EPOS2_PARAM_DEFAULT • EPOS2_PARAM_UNSPECIFIED
font	<ul style="list-style-type: none"> • EPOS2_FONT_A (default) • EPOS2_FONT_B • EPOS2_FONT_C • EPOS2_PARAM_DEFAULT • EPOS2_PARAM_UNSPECIFIED
width	<ul style="list-style-type: none"> • Integer from 2 to 6 • EPOS2_PARAM_UNSPECIFIED
height	<ul style="list-style-type: none"> • Integer from 1 to 255 • EPOS2_PARAM_UNSPECIFIED

- addSymbol

Parameter	Specifiable Setting Value
data	-

Parameter	Specifiable Setting Value
type	<ul style="list-style-type: none"> EPOS2_SYMBOL_PDF417_STANDARD EPOS2_SYMBOL_PDF417_TRUNCATED EPOS2_SYMBOL_QRCODE_MODEL_1 EPOS2_SYMBOL_QRCODE_MODEL_2 EPOS2_SYMBOL_MAXICODE_MODE_2 EPOS2_SYMBOL_MAXICODE_MODE_3 EPOS2_SYMBOL_MAXICODE_MODE_4 EPOS2_SYMBOL_MAXICODE_MODE_5 EPOS2_SYMBOL_MAXICODE_MODE_6 EPOS2_SYMBOL_GS1_DATABAR_STACKED EPOS2_SYMBOL_GS1_DATABAR_STACKED_OMNIDIRECTIONAL EPOS2_SYMBOL_GS1_DATABAR_EXPANDED_STACKED EPOS2_SYMBOL_AZTECCODE_FULLRANGE EPOS2_SYMBOL_AZTECCODE_COMPACT EPOS2_SYMBOL_DATAMATRIX_SQUARE EPOS2_SYMBOL_DATAMATRIX_RECTANGLE_8 EPOS2_SYMBOL_DATAMATRIX_RECTANGLE_12 EPOS2_SYMBOL_DATAMATRIX_RECTANGLE_16
level	<ul style="list-style-type: none"> EPOS2_LEVEL_0 EPOS2_LEVEL_1 EPOS2_LEVEL_2 EPOS2_LEVEL_3 EPOS2_LEVEL_4 EPOS2_LEVEL_5 EPOS2_LEVEL_6 EPOS2_LEVEL_7 EPOS2_LEVEL_8 EPOS2_LEVEL_L EPOS2_LEVEL_M EPOS2_LEVEL_Q EPOS2_LEVEL_H Integer from 5 to 95 EPOS2_PARAM_DEFAULT EPOS2_PARAM_UNSPECIFIED

- addPageLine

Parameter	Specifiable Setting Value
x1	<ul style="list-style-type: none"> Integer from 0 to 65535
y1	<ul style="list-style-type: none"> Integer from 0 to 65535
x2	<ul style="list-style-type: none"> Integer from 0 to 65535
y2	<ul style="list-style-type: none"> Integer from 0 to 65535

Parameter	Specifiable Setting Value
lineStyle	<ul style="list-style-type: none"> • EPOS2_LINE_THIN • EPOS2_LINE_MEDIUM • EPOS2_LINE_THICK • EPOS2_PARAM_DEFAULT

- addPageRectangle

Parameter	Specifiable Setting Value
x1	<ul style="list-style-type: none"> • Integer from 0 to 65535
y1	<ul style="list-style-type: none"> • Integer from 0 to 65535
x2	<ul style="list-style-type: none"> • Integer from 0 to 65535
y2	<ul style="list-style-type: none"> • Integer from 0 to 65535
Style	<ul style="list-style-type: none"> • EPOS2_LINE_THIN • EPOS2_LINE_MEDIUM • EPOS2_LINE_THICK • EPOS2_PARAM_DEFAULT

- addCut

Parameter	Specifiable Setting Value
type	<ul style="list-style-type: none"> • EPOS2_CUT_FEED • EPOS2_CUT_NO_FEED • EPOS2_PARAM_DEFAULT

TM-P60II (Receipt)**Printer Specifications**

Item	Receipt Specification	Die-cut Label Specification
Amount of initial feed	30 dots	
Initial page mode area	432 x 1624 dots	400 x 1624 dots
Maximum page mode area	432 x 1624 dots	400 x 1624 dots
Baseline of Font A	21 dots from the top of the character	
Baseline of Font B	16 dots from the top of the character	
Baseline of Font C	15 dots from the top of the character	

APIs for which restricted parameter setting values can be specified**Epos2Printer Class**

- initWithPrinterSeries

Parameter	Specifiable Setting Value
printerSeries	<ul style="list-style-type: none"> • EPOS2_TM_P60II
lang	<ul style="list-style-type: none"> • EPOS2_MODEL_ANK • EPOS2_MODEL_TAIWAN

- addTextLang

Parameter	Specifiable Setting Value
lang	<ul style="list-style-type: none"> • EPOS2_LANG_EN (default) • EPOS2_LANG_JA • EPOS2_LANG_ZH_CN • EPOS2_LANG_ZH_TW • EPOS2_LANG_KO • EPOS2_LANG_TH • EPOS2_LANG_VI • EPOS2_PARAM_DEFAULT

- addTextFont

Parameter	Specifiable Setting Value
font	<ul style="list-style-type: none"> • EPOS2_FONT_A (default) • EPOS2_FONT_B • EPOS2_FONT_C • EPOS2_PARAM_DEFAULT

- addTextStyle

Parameter	Specifiable Setting Value
reverse	<ul style="list-style-type: none"> • EPOS2_TRUE • EPOS2_FALSE (default) • EPOS2_PARAM_UNSPECIFIED • EPOS2_PARAM_DEFAULT
ul	<ul style="list-style-type: none"> • EPOS2_TRUE • EPOS2_FALSE (default) • EPOS2_PARAM_UNSPECIFIED • EPOS2_PARAM_DEFAULT
em	<ul style="list-style-type: none"> • EPOS2_TRUE • EPOS2_FALSE (default) • EPOS2_PARAM_UNSPECIFIED • EPOS2_PARAM_DEFAULT
color	<ul style="list-style-type: none"> • EPOS2_COLOR_1 (default) • EPOS2_PARAM_UNSPECIFIED • EPOS2_PARAM_DEFAULT

- addImage

Parameter	Specifiable Setting Value
data	-
x	<ul style="list-style-type: none"> • Integer from 0 to 65534
y	<ul style="list-style-type: none"> • Integer from 0 to 65534
width	<ul style="list-style-type: none"> • Integer from 1 to 65535
height	<ul style="list-style-type: none"> • Integer from 1 to 65535
color	<ul style="list-style-type: none"> • EPOS2_COLOR_1 • EPOS2_PARAM_DEFAULT
mode	<ul style="list-style-type: none"> • EPOS2_MODE_MONO • EPOS2_MODE_MONO_HIGH_DENSITY • EPOS2_PARAM_DEFAULT
halftone	<ul style="list-style-type: none"> • EPOS2_HALFTONE_DITHER • EPOS2_HALFTONE_ERROR_DIFFUSION • EPOS2_HALFTONE_THRESHOLD • EPOS2_PARAM_DEFAULT
brightness	<ul style="list-style-type: none"> • Real number from 0.1 to 10.0 • EPOS2_PARAM_DEFAULT

Parameter	Specifiable Setting Value
compress	<ul style="list-style-type: none"> • EPOS2_COMPRESS_DEFLATE • EPOS2_COMPRESS_NONE • EPOS2_COMPRESS_AUTO • EPOS2_PARAM_DEFAULT

- addBarcode

Parameter	Specifiable Setting Value
data	-
type	<ul style="list-style-type: none"> • EPOS2_BARCODE_UPC_A • EPOS2_BARCODE_UPC_E • EPOS2_BARCODE_EAN13 • EPOS2_BARCODE_JAN13 • EPOS2_BARCODE_EAN8 • EPOS2_BARCODE_JAN8 • EPOS2_BARCODE_CODE39 • EPOS2_BARCODE_ITF • EPOS2_BARCODE_CODABAR • EPOS2_BARCODE_CODE93 • EPOS2_BARCODE_CODE128 • EPOS2_BARCODE_GS1_128 • EPOS2_BARCODE_GS1_DATABAR_OMNIDIRECTIONAL • EPOS2_BARCODE_GS1_DATABAR_TRUNCATED • EPOS2_BARCODE_GS1_DATABAR_LIMITED • EPOS2_BARCODE_GS1_DATABAR_EXPANDED
hri	<ul style="list-style-type: none"> • EPOS2_HRI_NONE (default) • EPOS2_HRI_ABOVE • EPOS2_HRI_BELOW • EPOS2_HRI_BOTH • EPOS2_PARAM_DEFAULT • EPOS2_PARAM_UNSPECIFIED
font	<ul style="list-style-type: none"> • EPOS2_FONT_A (default) • EPOS2_FONT_B • EPOS2_FONT_C • EPOS2_PARAM_DEFAULT • EPOS2_PARAM_UNSPECIFIED
width	<ul style="list-style-type: none"> • Integer from 2 to 6 • EPOS2_PARAM_UNSPECIFIED
height	<ul style="list-style-type: none"> • Integer from 1 to 255 • EPOS2_PARAM_UNSPECIFIED

- addSymbol

Parameter	Specifiable Setting Value
data	-
type	<ul style="list-style-type: none"> • EPOS2_SYMBOL_PDF417_STANDARD • EPOS2_SYMBOL_PDF417_TRUNCATED • EPOS2_SYMBOL_QRCODE_MODEL_1 • EPOS2_SYMBOL_QRCODE_MODEL_2 • EPOS2_SYMBOL_MAXICODE_MODE_2 • EPOS2_SYMBOL_MAXICODE_MODE_3 • EPOS2_SYMBOL_MAXICODE_MODE_4 • EPOS2_SYMBOL_MAXICODE_MODE_5 • EPOS2_SYMBOL_MAXICODE_MODE_6 • EPOS2_SYMBOL_GS1_DATABAR_STACKED • EPOS2_SYMBOL_GS1_DATABAR_STACKED_OMNIDIRECTIONAL • EPOS2_SYMBOL_GS1_DATABAR_EXPANDED_STACKED • EPOS2_SYMBOL_AZTECCODE_FULLRANGE • EPOS2_SYMBOL_AZTECCODE_COMPACT • EPOS2_SYMBOL_DATAMATRIX_SQUARE • EPOS2_SYMBOL_DATAMATRIX_RECTANGLE_8 • EPOS2_SYMBOL_DATAMATRIX_RECTANGLE_12 • EPOS2_SYMBOL_DATAMATRIX_RECTANGLE_16
level	<ul style="list-style-type: none"> • EPOS2_LEVEL_0 • EPOS2_LEVEL_1 • EPOS2_LEVEL_2 • EPOS2_LEVEL_3 • EPOS2_LEVEL_4 • EPOS2_LEVEL_5 • EPOS2_LEVEL_6 • EPOS2_LEVEL_7 • EPOS2_LEVEL_8 • EPOS2_LEVEL_L • EPOS2_LEVEL_M • EPOS2_LEVEL_Q • EPOS2_LEVEL_H • Integer from 5 to 95 • EPOS2_PARAM_DEFAULT • EPOS2_PARAM_UNSPECIFIED

- addPageLine

Parameter	Specifiable Setting Value
x1	<ul style="list-style-type: none"> • Integer from 0 to 65535
y1	<ul style="list-style-type: none"> • Integer from 0 to 65535

Parameter	Specifiable Setting Value
x2	<ul style="list-style-type: none"> Integer from 0 to 65535
y2	<ul style="list-style-type: none"> Integer from 0 to 65535
lineStyle	<ul style="list-style-type: none"> EPOS2_LINE_THIN EPOS2_LINE_MEDIUM EPOS2_LINE_THICK EPOS2_PARAM_DEFAULT

- addPageRectangle

Parameter	Specifiable Setting Value
x1	<ul style="list-style-type: none"> Integer from 0 to 65535
y1	<ul style="list-style-type: none"> Integer from 0 to 65535
x2	<ul style="list-style-type: none"> Integer from 0 to 65535
y2	<ul style="list-style-type: none"> Integer from 0 to 65535
Style	<ul style="list-style-type: none"> EPOS2_LINE_THIN EPOS2_LINE_MEDIUM EPOS2_LINE_THICK EPOS2_PARAM_DEFAULT

- addCut

Parameter	Specifiable Setting Value
type	<ul style="list-style-type: none"> EPOS2_CUT_FEED EPOS2_CUT_NO_FEED EPOS2_PARAM_DEFAULT

- addSound

Parameter	Specifiable Setting Value
pattern	<ul style="list-style-type: none"> EPOS2_PATTERN_NONE EPOS2_PATTERN_1 EPOS2_PATTERN_2 EPOS2_PATTERN_3 EPOS2_PATTERN_4 EPOS2_PATTERN_5 EPOS2_PATTERN_6 EPOS2_PATTERN_7 EPOS2_PATTERN_8 EPOS2_PATTERN_9 EPOS2_PATTERN_10 EPOS2_PARAM_DEFAULT

Parameter	Specifiable Setting Value
repeat	<ul style="list-style-type: none">• 1 to 255• EPOS2_PARAM_DEFAULT
cycle	<ul style="list-style-type: none">• 1000 to 25500• EPOS2_PARAM_DEFAULT

TM-P60II (Peeler)**Printer Specifications**

Item	Receipt Specification	Die-cut Label Specification
Amount of initial feed	30 dots	
Initial page mode area	432 x 1624 dots	400 x 1624 dots
Maximum page mode area	432 x 1624 dots	400 x 1624 dots
Baseline of Font A	21 dots from the top of the character	
Baseline of Font B	16 dots from the top of the character	
Baseline of Font C	15 dots from the top of the character	

APIs for which restricted parameter setting values can be specified**Epos2Printer Class**

- initWithPrinterSeries

Parameter	Specifiable Setting Value
printerSeries	<ul style="list-style-type: none"> • EPOS2_TM_P60II
lang	<ul style="list-style-type: none"> • EPOS2_MODEL_ANK • EPOS2_MODEL_TAIWAN

- addTextLang

Parameter	Specifiable Setting Value
lang	<ul style="list-style-type: none"> • EPOS2_LANG_EN (default) • EPOS2_LANG_JA • EPOS2_LANG_ZH_CN • EPOS2_LANG_ZH_TW • EPOS2_LANG_KO • EPOS2_LANG_TH • EPOS2_LANG_VI • EPOS2_PARAM_DEFAULT

- addTextFont

Parameter	Specifiable Setting Value
font	<ul style="list-style-type: none"> • EPOS2_FONT_A (default) • EPOS2_FONT_B • EPOS2_FONT_C • EPOS2_PARAM_DEFAULT

- addTextStyle

Parameter	Specifiable Setting Value
reverse	<ul style="list-style-type: none"> • EPOS2_TRUE • EPOS2_FALSE (default) • EPOS2_PARAM_UNSPECIFIED • EPOS2_PARAM_DEFAULT
ul	<ul style="list-style-type: none"> • EPOS2_TRUE • EPOS2_FALSE (default) • EPOS2_PARAM_UNSPECIFIED • EPOS2_PARAM_DEFAULT
em	<ul style="list-style-type: none"> • EPOS2_TRUE • EPOS2_FALSE (default) • EPOS2_PARAM_UNSPECIFIED • EPOS2_PARAM_DEFAULT
color	<ul style="list-style-type: none"> • EPOS2_COLOR_1 (default) • EPOS2_PARAM_UNSPECIFIED • EPOS2_PARAM_DEFAULT

- addImage

Parameter	Specifiable Setting Value
data	-
x	<ul style="list-style-type: none"> • Integer from 0 to 65534
y	<ul style="list-style-type: none"> • Integer from 0 to 65534
width	<ul style="list-style-type: none"> • Integer from 1 to 65535
height	<ul style="list-style-type: none"> • Integer from 1 to 65535
color	<ul style="list-style-type: none"> • EPOS2_COLOR_1 • EPOS2_PARAM_DEFAULT
mode	<ul style="list-style-type: none"> • EPOS2_MODE_MONO • EPOS2_MODE_MONO_HIGH_DENSITY • EPOS2_PARAM_DEFAULT
halftone	<ul style="list-style-type: none"> • EPOS2_HALFTONE_DITHER • EPOS2_HALFTONE_ERROR_DIFFUSION • EPOS2_HALFTONE_THRESHOLD • EPOS2_PARAM_DEFAULT
brightness	<ul style="list-style-type: none"> • Real number from 0.1 to 10.0 • EPOS2_PARAM_DEFAULT

Parameter	Specifiable Setting Value
compress	<ul style="list-style-type: none"> • EPOS2_COMPRESS_DEFLATE • EPOS2_COMPRESS_NONE • EPOS2_COMPRESS_AUTO • EPOS2_PARAM_DEFAULT

- addBarcode

Parameter	Specifiable Setting Value
data	-
type	<ul style="list-style-type: none"> • EPOS2_BARCODE_UPC_A • EPOS2_BARCODE_UPC_E • EPOS2_BARCODE_EAN13 • EPOS2_BARCODE_JAN13 • EPOS2_BARCODE_EAN8 • EPOS2_BARCODE_JAN8 • EPOS2_BARCODE_CODE39 • EPOS2_BARCODE_ITF • EPOS2_BARCODE_CODABAR • EPOS2_BARCODE_CODE93 • EPOS2_BARCODE_CODE128 • EPOS2_BARCODE_GS1_128 • EPOS2_BARCODE_GS1_DATABAR_OMNIDIRECTIONAL • EPOS2_BARCODE_GS1_DATABAR_TRUNCATED • EPOS2_BARCODE_GS1_DATABAR_LIMITED • EPOS2_BARCODE_GS1_DATABAR_EXPANDED
hri	<ul style="list-style-type: none"> • EPOS2_HRI_NONE (default) • EPOS2_HRI_ABOVE • EPOS2_HRI_BELOW • EPOS2_HRI_BOTH • EPOS2_PARAM_DEFAULT • EPOS2_PARAM_UNSPECIFIED
font	<ul style="list-style-type: none"> • EPOS2_FONT_A (default) • EPOS2_FONT_B • EPOS2_FONT_C • EPOS2_PARAM_DEFAULT • EPOS2_PARAM_UNSPECIFIED
width	<ul style="list-style-type: none"> • Integer from 2 to 6 • EPOS2_PARAM_UNSPECIFIED
height	<ul style="list-style-type: none"> • Integer from 1 to 255 • EPOS2_PARAM_UNSPECIFIED

- addSymbol

Parameter	Specifiable Setting Value
data	-
type	<ul style="list-style-type: none"> • EPOS2_SYMBOL_PDF417_STANDARD • EPOS2_SYMBOL_PDF417_TRUNCATED • EPOS2_SYMBOL_QRCODE_MODEL_1 • EPOS2_SYMBOL_QRCODE_MODEL_2 • EPOS2_SYMBOL_MAXICODE_MODE_2 • EPOS2_SYMBOL_MAXICODE_MODE_3 • EPOS2_SYMBOL_MAXICODE_MODE_4 • EPOS2_SYMBOL_MAXICODE_MODE_5 • EPOS2_SYMBOL_MAXICODE_MODE_6 • EPOS2_SYMBOL_GS1_DATABAR_STACKED • EPOS2_SYMBOL_GS1_DATABAR_STACKED_OMNIDIRECTIONAL • EPOS2_SYMBOL_GS1_DATABAR_EXPANDED_STACKED • EPOS2_SYMBOL_AZTECCODE_FULLRANGE • EPOS2_SYMBOL_AZTECCODE_COMPACT • EPOS2_SYMBOL_DATAMATRIX_SQUARE • EPOS2_SYMBOL_DATAMATRIX_RECTANGLE_8 • EPOS2_SYMBOL_DATAMATRIX_RECTANGLE_12 • EPOS2_SYMBOL_DATAMATRIX_RECTANGLE_16
level	<ul style="list-style-type: none"> • EPOS2_LEVEL_0 • EPOS2_LEVEL_1 • EPOS2_LEVEL_2 • EPOS2_LEVEL_3 • EPOS2_LEVEL_4 • EPOS2_LEVEL_5 • EPOS2_LEVEL_6 • EPOS2_LEVEL_7 • EPOS2_LEVEL_8 • EPOS2_LEVEL_L • EPOS2_LEVEL_M • EPOS2_LEVEL_Q • EPOS2_LEVEL_H • Integer from 5 to 95 • EPOS2_PARAM_DEFAULT • EPOS2_PARAM_UNSPECIFIED

- addPageLine

Parameter	Specifiable Setting Value
x1	<ul style="list-style-type: none"> • Integer from 0 to 65535
y1	<ul style="list-style-type: none"> • Integer from 0 to 65535

Parameter	Specifiable Setting Value
x2	<ul style="list-style-type: none"> Integer from 0 to 65535
y2	<ul style="list-style-type: none"> Integer from 0 to 65535
lineStyle	<ul style="list-style-type: none"> EPOS2_LINE_THIN EPOS2_LINE_MEDIUM EPOS2_LINE_THICK EPOS2_PARAM_DEFAULT

- addPageRectangle

Parameter	Specifiable Setting Value
x1	<ul style="list-style-type: none"> Integer from 0 to 65535
y1	<ul style="list-style-type: none"> Integer from 0 to 65535
x2	<ul style="list-style-type: none"> Integer from 0 to 65535
y2	<ul style="list-style-type: none"> Integer from 0 to 65535
Style	<ul style="list-style-type: none"> EPOS2_LINE_THIN EPOS2_LINE_MEDIUM EPOS2_LINE_THICK EPOS2_PARAM_DEFAULT

- addCut

Parameter	Specifiable Setting Value
type	<ul style="list-style-type: none"> EPOS2_CUT_FEED EPOS2_CUT_NO_FEED EPOS2_PARAM_DEFAULT

- addSound

Parameter	Specifiable Setting Value
pattern	<ul style="list-style-type: none"> EPOS2_PATTERN_NONE EPOS2_PATTERN_1 EPOS2_PATTERN_2 EPOS2_PATTERN_3 EPOS2_PATTERN_4 EPOS2_PATTERN_5 EPOS2_PATTERN_6 EPOS2_PATTERN_7 EPOS2_PATTERN_8 EPOS2_PATTERN_9 EPOS2_PATTERN_10 EPOS2_PARAM_DEFAULT

Parameter	Specifiable Setting Value
repeat	<ul style="list-style-type: none">• 1 to 255• EPOS2_PARAM_DEFAULT
cycle	<ul style="list-style-type: none">• 1000 to 25500• EPOS2_PARAM_DEFAULT

TM-P80**Printer Specifications**

Item	80mm Specification
Amount of initial feed	30 dots
Initial page mode area	576 x 1662 dots
Maximum page mode area	576 x 1662 dots
Baseline of Font A	21 dots from the top of the character
Baseline of Font B	16 dots from the top of the character

APIs for which restricted parameter setting values can be specified**Epos2Printer Class**

- initWithPrinterSeries

Parameter	Specificable Setting Value
printerSeries	<ul style="list-style-type: none"> • EPOS2_TM_P80
lang	<ul style="list-style-type: none"> • EPOS2_MODEL_ANK • EPOS2_MODEL_TAIWAN

- addTextLang

Parameter	Specificable Setting Value
lang	<ul style="list-style-type: none"> • EPOS2_LANG_EN (default) • EPOS2_LANG_JA • EPOS2_LANG_ZH_CN • EPOS2_LANG_ZH_TW • EPOS2_LANG_KO • EPOS2_LANG_TH • EPOS2_LANG_VI • EPOS2_PARAM_DEFAULT

- addTextFont

Parameter	Specificable Setting Value
font	<ul style="list-style-type: none"> • EPOS2_FONT_A (default) • EPOS2_FONT_B • EPOS2_PARAM_DEFAULT

- addTextStyle

Parameter	Specifiable Setting Value
reverse	<ul style="list-style-type: none"> • EPOS2_TRUE • EPOS2_FALSE (default) • EPOS2_PARAM_UNSPECIFIED • EPOS2_PARAM_DEFAULT
ul	<ul style="list-style-type: none"> • EPOS2_TRUE • EPOS2_FALSE (default) • EPOS2_PARAM_UNSPECIFIED • EPOS2_PARAM_DEFAULT
em	<ul style="list-style-type: none"> • EPOS2_TRUE • EPOS2_FALSE (default) • EPOS2_PARAM_UNSPECIFIED • EPOS2_PARAM_DEFAULT
color	<ul style="list-style-type: none"> • EPOS2_COLOR_1 (default) • EPOS2_PARAM_UNSPECIFIED • EPOS2_PARAM_DEFAULT

- addImage

Parameter	Specifiable Setting Value
data	-
x	<ul style="list-style-type: none"> • Integer from 0 to 65534
y	<ul style="list-style-type: none"> • Integer from 0 to 65534
width	<ul style="list-style-type: none"> • Integer from 1 to 65535
height	<ul style="list-style-type: none"> • Integer from 1 to 65535
color	<ul style="list-style-type: none"> • EPOS2_COLOR_1 • EPOS2_PARAM_DEFAULT
mode	<ul style="list-style-type: none"> • EPOS2_MODE_MONO • EPOS2_MODE_MONO_HIGH_DENSITY • EPOS2_PARAM_DEFAULT
halftone	<ul style="list-style-type: none"> • EPOS2_HALFTONE_DITHER • EPOS2_HALFTONE_ERROR_DIFFUSION • EPOS2_HALFTONE_THRESHOLD • EPOS2_PARAM_DEFAULT
brightness	<ul style="list-style-type: none"> • Real number from 0.1 to 10.0 • EPOS2_PARAM_DEFAULT

Parameter	Specifiable Setting Value
compress	<ul style="list-style-type: none"> • EPOS2_COMPRESS_DEFLATE • EPOS2_COMPRESS_NONE • EPOS2_COMPRESS_AUTO • EPOS2_PARAM_DEFAULT

- addBarcode

Parameter	Specifiable Setting Value
data	-
type	<ul style="list-style-type: none"> • EPOS2_BARCODE_UPC_A • EPOS2_BARCODE_UPC_E • EPOS2_BARCODE_EAN13 • EPOS2_BARCODE_JAN13 • EPOS2_BARCODE_EAN8 • EPOS2_BARCODE_JAN8 • EPOS2_BARCODE_CODE39 • EPOS2_BARCODE_ITF • EPOS2_BARCODE_CODABAR • EPOS2_BARCODE_CODE93 • EPOS2_BARCODE_CODE128 • EPOS2_BARCODE_GS1_128 • EPOS2_BARCODE_GS1_DATABAR_OMNIDIRECTIONAL • EPOS2_BARCODE_GS1_DATABAR_TRUNCATED • EPOS2_BARCODE_GS1_DATABAR_LIMITED • EPOS2_BARCODE_GS1_DATABAR_EXPANDED
hri	<ul style="list-style-type: none"> • EPOS2_HRI_NONE (default) • EPOS2_HRI_ABOVE • EPOS2_HRI_BELOW • EPOS2_HRI_BOTH • EPOS2_PARAM_DEFAULT • EPOS2_PARAM_UNSPECIFIED
font	<ul style="list-style-type: none"> • EPOS2_FONT_A (default) • EPOS2_FONT_B • EPOS2_PARAM_DEFAULT • EPOS2_PARAM_UNSPECIFIED
width	<ul style="list-style-type: none"> • Integer from 2 to 6 • EPOS2_PARAM_UNSPECIFIED
height	<ul style="list-style-type: none"> • Integer from 1 to 255 • EPOS2_PARAM_UNSPECIFIED

- addSymbol

Parameter	Specifiable Setting Value
data	-
type	<ul style="list-style-type: none"> • EPOS2_SYMBOL_PDF417_STANDARD • EPOS2_SYMBOL_PDF417_TRUNCATED • EPOS2_SYMBOL_QRCODE_MODEL_1 • EPOS2_SYMBOL_QRCODE_MODEL_2 • EPOS2_SYMBOL_MAXICODE_MODE_2 • EPOS2_SYMBOL_MAXICODE_MODE_3 • EPOS2_SYMBOL_MAXICODE_MODE_4 • EPOS2_SYMBOL_MAXICODE_MODE_5 • EPOS2_SYMBOL_MAXICODE_MODE_6 • EPOS2_SYMBOL_GS1_DATABAR_STACKED • EPOS2_SYMBOL_GS1_DATABAR_STACKED_OMNIDIRECTIONAL • EPOS2_SYMBOL_GS1_DATABAR_EXPANDED_STACKED • EPOS2_SYMBOL_AZTECCODE_FULLRANGE • EPOS2_SYMBOL_AZTECCODE_COMPACT • EPOS2_SYMBOL_DATAMATRIX_SQUARE • EPOS2_SYMBOL_DATAMATRIX_RECTANGLE_8 • EPOS2_SYMBOL_DATAMATRIX_RECTANGLE_12 • EPOS2_SYMBOL_DATAMATRIX_RECTANGLE_16
level	<ul style="list-style-type: none"> • EPOS2_LEVEL_0 • EPOS2_LEVEL_1 • EPOS2_LEVEL_2 • EPOS2_LEVEL_3 • EPOS2_LEVEL_4 • EPOS2_LEVEL_5 • EPOS2_LEVEL_6 • EPOS2_LEVEL_7 • EPOS2_LEVEL_8 • EPOS2_LEVEL_L • EPOS2_LEVEL_M • EPOS2_LEVEL_Q • EPOS2_LEVEL_H • Integer from 5 to 95 • EPOS2_PARAM_DEFAULT • EPOS2_PARAM_UNSPECIFIED

- addPageLine

Parameter	Specifiable Setting Value
x1	<ul style="list-style-type: none"> • Integer from 0 to 65535
y1	<ul style="list-style-type: none"> • Integer from 0 to 65535

Parameter	Specifiable Setting Value
x2	<ul style="list-style-type: none"> Integer from 0 to 65535
y2	<ul style="list-style-type: none"> Integer from 0 to 65535
lineStyle	<ul style="list-style-type: none"> EPOS2_LINE_THIN EPOS2_LINE_MEDIUM EPOS2_LINE_THICK EPOS2_PARAM_DEFAULT

- addPageRectangle

Parameter	Specifiable Setting Value
x1	<ul style="list-style-type: none"> Integer from 0 to 65535
y1	<ul style="list-style-type: none"> Integer from 0 to 65535
x2	<ul style="list-style-type: none"> Integer from 0 to 65535
y2	<ul style="list-style-type: none"> Integer from 0 to 65535
Style	<ul style="list-style-type: none"> EPOS2_LINE_THIN EPOS2_LINE_MEDIUM EPOS2_LINE_THICK EPOS2_PARAM_DEFAULT

- addCut

Parameter	Specifiable Setting Value
type	<ul style="list-style-type: none"> EPOS2_CUT_FEED EPOS2_CUT_NO_FEED EPOS2_PARAM_DEFAULT

- addSound

Parameter	Specifiable Setting Value
pattern	<ul style="list-style-type: none"> EPOS2_PATTERN_NONE EPOS2_PATTERN_1 EPOS2_PATTERN_2 EPOS2_PATTERN_3 EPOS2_PATTERN_4 EPOS2_PATTERN_5 EPOS2_PATTERN_6 EPOS2_PATTERN_7 EPOS2_PATTERN_8 EPOS2_PATTERN_9 EPOS2_PATTERN_10 EPOS2_PARAM_DEFAULT

Parameter	Specifiable Setting Value
repeat	<ul style="list-style-type: none"> • 1 to 255 • EPOS2_PARAM_DEFAULT
cycle	<ul style="list-style-type: none"> • 1000 to 25500 • EPOS2_PARAM_DEFAULT

- addFeedPosition

Parameter	Specifiable Setting Value
position	<ul style="list-style-type: none"> • EPOS2_FEED_CUTTING • EPOS2_FEED_CURRENT_TOF • EPOS2_FEED_NEXT_TOF

- addLayout

Parameter	Specifiable Setting Value
type	<ul style="list-style-type: none"> • EPOS2_LAYOUT_RECEIPT • EPOS2_LAYOUT_RECEIPT_BM
width	<ul style="list-style-type: none"> • Integer from 1 to 10000
height	<ul style="list-style-type: none"> • Receipt (without black mark) • Receipt (with black mark)
marginTop	<ul style="list-style-type: none"> • Receipt (without black mark) • Receipt (with black mark)
marginBottom	<ul style="list-style-type: none"> • Receipt (without black mark) • Receipt (with black mark)
offsetCut	<ul style="list-style-type: none"> • Receipt (without black mark) • Receipt (with black mark)
offsetLabel	<ul style="list-style-type: none"> • Receipt (without black mark) • Receipt (with black mark)

TM-P80II**Printer Specifications**

Item	58mm Specification	80mm Specification (42 column)	80mm Specification (48 column)
Amount of initial feed	30 dots		
Initial page mode area	576 x 1662 dots		
Maximum page mode area	576 x 1662 dots		
Baseline of Font A	21 dots from the top of the character		
Baseline of Font B	16 dots from the top of the character		

APIs for which restricted parameter setting values can be specified**Epos2Printer Class**

- initWithPrinterSeries

Parameter	Specifiable Setting Value
printerSeries	<ul style="list-style-type: none"> • EPOS2_TM_P80II
lang	<ul style="list-style-type: none"> • EPOS2_MODEL_ANK • EPOS2_MODEL_CHINESE • EPOS2_MODEL_TAIWAN • EPOS2_MODEL_SOUTHASIA

- addTextFont

Parameter	Specifiable Setting Value
font	<ul style="list-style-type: none"> • EPOS2_FONT_A (default) • EPOS2_FONT_B • EPOS2_PARAM_DEFAULT

- addTextStyle

Parameter	Specifiable Setting Value
reverse	<ul style="list-style-type: none"> • EPOS2_TRUE • EPOS2_FALSE (default) • EPOS2_PARAM_UNSPECIFIED • EPOS2_PARAM_DEFAULT
ul	<ul style="list-style-type: none"> • EPOS2_TRUE • EPOS2_FALSE (default) • EPOS2_PARAM_UNSPECIFIED • EPOS2_PARAM_DEFAULT

Parameter	Specifiable Setting Value
em	<ul style="list-style-type: none"> • EPOS2_TRUE • EPOS2_FALSE (default) • EPOS2_PARAM_UNSPECIFIED • EPOS2_PARAM_DEFAULT
color	<ul style="list-style-type: none"> • EPOS2_COLOR_1 (default) • EPOS2_COLOR_4 • EPOS2_PARAM_UNSPECIFIED • EPOS2_PARAM_DEFAULT

- addImage

Parameter	Specifiable Setting Value
data	-
x	<ul style="list-style-type: none"> • Integer from 0 to 65534
y	<ul style="list-style-type: none"> • Integer from 0 to 65534
width	<ul style="list-style-type: none"> • Integer from 1 to 65535
height	<ul style="list-style-type: none"> • Integer from 1 to 65535
color	<ul style="list-style-type: none"> • EPOS2_COLOR_NONE • EPOS2_COLOR_1 • EPOS2_PARAM_DEFAULT
mode	<ul style="list-style-type: none"> • EPOS2_MODE_MONO • EPOS2_MODE_MONO_HIGH_DENSITY • EPOS2_PARAM_DEFAULT
halftone	<ul style="list-style-type: none"> • EPOS2_HALFTONE_DITHER • EPOS2_HALFTONE_ERROR_DIFFUSION • EPOS2_HALFTONE_THRESHOLD • EPOS2_PARAM_DEFAULT
brightness	<ul style="list-style-type: none"> • Real number from 0.1 to 10.0 • EPOS2_PARAM_DEFAULT
compress	<ul style="list-style-type: none"> • EPOS2_COMPRESS_DEFLATE • EPOS2_COMPRESS_NONE • EPOS2_COMPRESS_AUTO • EPOS2_PARAM_DEFAULT

- addBarcode

Parameter	Specifiable Setting Value
data	-

Parameter	Specifiable Setting Value
type	<ul style="list-style-type: none"> • EPOS2_BARCODE_UPC_A • EPOS2_BARCODE_UPC_E • EPOS2_BARCODE_EAN13 • EPOS2_BARCODE_JAN13 • EPOS2_BARCODE_EAN8 • EPOS2_BARCODE_JAN8 • EPOS2_BARCODE_CODE39 • EPOS2_BARCODE_ITF • EPOS2_BARCODE_CODABAR • EPOS2_BARCODE_CODE93 • EPOS2_BARCODE_CODE128 • EPOS2_BARCODE_CODE128_AUTO • EPOS2_BARCODE_GS1_128 • EPOS2_BARCODE_GS1_DATABAR_OMNIDIRECTIONAL • EPOS2_BARCODE_GS1_DATABAR_TRUNCATED • EPOS2_BARCODE_GS1_DATABAR_LIMITED • EPOS2_BARCODE_GS1_DATABAR_EXPANDED
hri	<ul style="list-style-type: none"> • EPOS2_HRI_NONE (default) • EPOS2_HRI_ABOVE • EPOS2_HRI_BELOW • EPOS2_HRI_BOTH • EPOS2_PARAM_DEFAULT • EPOS2_PARAM_UNSPECIFIED
font	<ul style="list-style-type: none"> • EPOS2_FONT_A (default) • EPOS2_FONT_B • EPOS2_PARAM_DEFAULT • EPOS2_PARAM_UNSPECIFIED
width	<ul style="list-style-type: none"> • Integer from 2 to 6 • EPOS2_PARAM_UNSPECIFIED
height	<ul style="list-style-type: none"> • Integer from 1 to 255 • EPOS2_PARAM_UNSPECIFIED

- addSymbol

Parameter	Specifiable Setting Value
data	-

Parameter	Specifiable Setting Value
type	<ul style="list-style-type: none"> EPOS2_SYMBOL_PDF417_STANDARD EPOS2_SYMBOL_PDF417_TRUNCATED EPOS2_SYMBOL_QRCODE_MODEL_1 EPOS2_SYMBOL_QRCODE_MODEL_2 EPOS2_SYMBOL_MAXICODE_MODE_2 EPOS2_SYMBOL_MAXICODE_MODE_3 EPOS2_SYMBOL_MAXICODE_MODE_4 EPOS2_SYMBOL_MAXICODE_MODE_5 EPOS2_SYMBOL_MAXICODE_MODE_6 EPOS2_SYMBOL_GS1_DATABAR_STACKED EPOS2_SYMBOL_GS1_DATABAR_STACKED_OMNIDIRECTIONAL EPOS2_SYMBOL_GS1_DATABAR_EXPANDED_STACKED EPOS2_SYMBOL_AZTECCODE_FULLRANGE EPOS2_SYMBOL_AZTECCODE_COMPACT EPOS2_SYMBOL_DATAMATRIX_SQUARE EPOS2_SYMBOL_DATAMATRIX_RECTANGLE_8 EPOS2_SYMBOL_DATAMATRIX_RECTANGLE_12 EPOS2_SYMBOL_DATAMATRIX_RECTANGLE_16
level	<ul style="list-style-type: none"> EPOS2_LEVEL_0 EPOS2_LEVEL_1 EPOS2_LEVEL_2 EPOS2_LEVEL_3 EPOS2_LEVEL_4 EPOS2_LEVEL_5 EPOS2_LEVEL_6 EPOS2_LEVEL_7 EPOS2_LEVEL_8 EPOS2_LEVEL_L EPOS2_LEVEL_M EPOS2_LEVEL_Q EPOS2_LEVEL_H Integer from 5 to 95 EPOS2_PARAM_DEFAULT EPOS2_PARAM_UNSPECIFIED

- addPageLine

Parameter	Specifiable Setting Value
x1	<ul style="list-style-type: none"> Integer from 0 to 65535
y1	<ul style="list-style-type: none"> Integer from 0 to 65535
x2	<ul style="list-style-type: none"> Integer from 0 to 65535
y2	<ul style="list-style-type: none"> Integer from 0 to 65535

Parameter	Specifiable Setting Value
lineStyle	<ul style="list-style-type: none"> • EPOS2_LINE_THIN • EPOS2_LINE_MEDIUM • EPOS2_LINE_THICK • EPOS2_PARAM_DEFAULT

- addPageRectangle

Parameter	Specifiable Setting Value
x1	<ul style="list-style-type: none"> • Integer from 0 to 65535
y1	<ul style="list-style-type: none"> • Integer from 0 to 65535
x2	<ul style="list-style-type: none"> • Integer from 0 to 65535
y2	<ul style="list-style-type: none"> • Integer from 0 to 65535
Style	<ul style="list-style-type: none"> • EPOS2_LINE_THIN • EPOS2_LINE_MEDIUM • EPOS2_LINE_THICK • EPOS2_PARAM_DEFAULT

- addCut

Parameter	Specifiable Setting Value
type	<ul style="list-style-type: none"> • EPOS2_CUT_FEED • EPOS2_CUT_NO_FEED • EPOS2_PARAM_DEFAULT

- addSound

Parameter	Specifiable Setting Value
pattern	<ul style="list-style-type: none"> • EPOS2_PATTERN_NONE • EPOS2_PATTERN_1 • EPOS2_PATTERN_2 • EPOS2_PATTERN_3 • EPOS2_PATTERN_4 • EPOS2_PATTERN_5 • EPOS2_PATTERN_6 • EPOS2_PATTERN_7 • EPOS2_PATTERN_8 • EPOS2_PATTERN_9 • EPOS2_PATTERN_10 • EPOS2_PARAM_DEFAULT
repeat	<ul style="list-style-type: none"> • 0 • 1 to 255 • EPOS2_PARAM_DEFAULT

Parameter	Specificable Setting Value
cycle	<ul style="list-style-type: none"> 1000 to 25500 EPOS2_PARAM_DEFAULT

- addFeedPosition

Parameter	Specificable Setting Value
position	<ul style="list-style-type: none"> EPOS2_FEED_CUTTING EPOS2_FEED_CURRENT_TOF EPOS2_FEED_NEXT_TOF

- addLayout

Parameter	Specificable Setting Value
type	<ul style="list-style-type: none"> EPOS2_LAYOUT_RECEIPT EPOS2_LAYOUT_RECEIPT_BM
width	<ul style="list-style-type: none"> Integer from 1 to 10000
height	<ul style="list-style-type: none"> Receipt (without black mark) Receipt (with black mark)
marginTop	<ul style="list-style-type: none"> Receipt (without black mark) Receipt (with black mark)
marginBottom	<ul style="list-style-type: none"> Receipt (without black mark) Receipt (with black mark)
offsetCut	<ul style="list-style-type: none"> Receipt (without black mark) Receipt (with black mark)
offsetLabel	<ul style="list-style-type: none"> Receipt (without black mark) Receipt (with black mark)

- downloadFirmwareList

Parameter	Specificable Setting Value
printerModel	<ul style="list-style-type: none"> TM-P80II-WIFI
option	<ul style="list-style-type: none"> -A -B
delegate	-

TM-H6000V**Printer Specifications**

Item	Receipt	Slip	Validation	Endors ement	Endors ement (40cpl)
Amount of initial feed	30 dots	24 dots			18 dots
Initial page mode area	512 x 1662 dots	540 x 1408 dots		-	
Maximum page mode area	512 x 2400 dots	540 x 1408 dots		-	
Baseline of Font A	21 dots from the top of the char- acter	9 dots from the top of the charac- ter			7 dots from the top of the char- acter
Baseline of Font B	21 dots from the top of the char- acter	9 dots from the top of the charac- ter			-
Baseline of Font C	18 dots from the top of the char- acter	-			

APIs for which restricted parameter setting values can be specified**Epos2Printer Class**

- initWithPrinterSeries

Parameter	Specificable Setting Value
printerSeries	<ul style="list-style-type: none"> • EPOS2_TM_H6000
lang	<ul style="list-style-type: none"> • EPOS2_MODEL_ANK • EPOS2_MODEL_TAIWAN

- addTextLang

Parameter	Specifiable Setting Value
lang	<ul style="list-style-type: none"> • EPOS2_LANG_EN (default) • EPOS2_LANG_JA • EPOS2_LANG_ZH_CN • EPOS2_LANG_ZH_TW • EPOS2_LANG_KO • EPOS2_LANG_TH • EPOS2_LANG_VI • EPOS2_PARAM_DEFAULT

- addTextFont

Parameter	Specifiable Setting Value
font	<ul style="list-style-type: none"> • EPOS2_FONT_A (default) • EPOS2_FONT_B • EPOS2_FONT_C • EPOS2_PARAM_DEFAULT

- addTextStyle

Parameter	Specifiable Setting Value
reverse	<ul style="list-style-type: none"> • EPOS2_TRUE • EPOS2_FALSE (default) • EPOS2_PARAM_UNSPECIFIED • EPOS2_PARAM_DEFAULT
ul	<ul style="list-style-type: none"> • EPOS2_TRUE • EPOS2_FALSE (default) • EPOS2_PARAM_UNSPECIFIED • EPOS2_PARAM_DEFAULT
em	<ul style="list-style-type: none"> • EPOS2_TRUE • EPOS2_FALSE (default) • EPOS2_PARAM_UNSPECIFIED • EPOS2_PARAM_DEFAULT
color	<ul style="list-style-type: none"> • EPOS2_COLOR_1 (default) • EPOS2_PARAM_UNSPECIFIED • EPOS2_PARAM_DEFAULT

- addImage

Parameter	Specifiable Setting Value
data	-
x	<ul style="list-style-type: none"> • Integer from 0 to 65534
y	<ul style="list-style-type: none"> • Integer from 0 to 65534

Parameter	Specifiable Setting Value
width	<ul style="list-style-type: none"> Integer from 1 to 65535
height	<ul style="list-style-type: none"> Integer from 1 to 65535
color	<ul style="list-style-type: none"> EPOS2_COLOR_1 EPOS2_PARAM_DEFAULT
mode	<ul style="list-style-type: none"> EPOS2_MODE_MONO EPOS2_MODE_GRAY16 EPOS2_MODE_MONO_HIGH_DENSITY EPOS2_PARAM_DEFAULT
halftone	<ul style="list-style-type: none"> EPOS2_HALFTONE_DITHER EPOS2_HALFTONE_ERROR_DIFFUSION EPOS2_HALFTONE_THRESHOLD EPOS2_PARAM_DEFAULT
brightness	<ul style="list-style-type: none"> Real number from 0.1 to 10.0 EPOS2_PARAM_DEFAULT
compress	<ul style="list-style-type: none"> EPOS2_COMPRESS_DEFLATE EPOS2_COMPRESS_NONE EPOS2_COMPRESS_AUTO EPOS2_PARAM_DEFAULT

- addBarcode

Parameter	Specifiable Setting Value
data	-
type	<ul style="list-style-type: none"> EPOS2_BARCODE_UPC_A EPOS2_BARCODE_UPC_E EPOS2_BARCODE_EAN13 EPOS2_BARCODE_JAN13 EPOS2_BARCODE_EAN8 EPOS2_BARCODE_JAN8 EPOS2_BARCODE_CODE39 EPOS2_BARCODE_ITF EPOS2_BARCODE_CODABAR EPOS2_BARCODE_CODE93 EPOS2_BARCODE_CODE128 EPOS2_BARCODE_GS1_128 EPOS2_BARCODE_GS1_DATABAR_OMNIDIRECTIONAL EPOS2_BARCODE_GS1_DATABAR_TRUNCATED EPOS2_BARCODE_GS1_DATABAR_LIMITED EPOS2_BARCODE_GS1_DATABAR_EXPANDED

Parameter	Specifiable Setting Value
hri	<ul style="list-style-type: none"> • EPOS2_HRI_NONE (default) • EPOS2_HRI_ABOVE • EPOS2_HRI_BELOW • EPOS2_HRI_BOTH • EPOS2_PARAM_DEFAULT • EPOS2_PARAM_UNSPECIFIED
font	<ul style="list-style-type: none"> • EPOS2_FONT_A (default) • EPOS2_FONT_B • EPOS2_FONT_C • EPOS2_PARAM_DEFAULT • EPOS2_PARAM_UNSPECIFIED
width	<ul style="list-style-type: none"> • Integer from 2 to 6 • EPOS2_PARAM_UNSPECIFIED
height	<ul style="list-style-type: none"> • Integer from 1 to 255 • EPOS2_PARAM_UNSPECIFIED

- addSymbol

Parameter	Specifiable Setting Value
data	-
type	<ul style="list-style-type: none"> • EPOS2_SYMBOL_PDF417_STANDARD • EPOS2_SYMBOL_PDF417_TRUNCATED • EPOS2_SYMBOL_QRCODE_MODEL_1 • EPOS2_SYMBOL_QRCODE_MODEL_2 • EPOS2_SYMBOL_MAXICODE_MODE_2 • EPOS2_SYMBOL_MAXICODE_MODE_3 • EPOS2_SYMBOL_MAXICODE_MODE_4 • EPOS2_SYMBOL_MAXICODE_MODE_5 • EPOS2_SYMBOL_MAXICODE_MODE_6 • EPOS2_SYMBOL_GS1_DATABAR_STACKED • EPOS2_SYMBOL_GS1_DATABAR_STACKED_OMNIDIRECTIONAL • EPOS2_SYMBOL_GS1_DATABAR_EXPANDED_STACKED • EPOS2_SYMBOL_AZTECCODE_FULLRANGE • EPOS2_SYMBOL_AZTECCODE_COMPACT • EPOS2_SYMBOL_DATAMATRIX_SQUARE • EPOS2_SYMBOL_DATAMATRIX_RECTANGLE_8 • EPOS2_SYMBOL_DATAMATRIX_RECTANGLE_12 • EPOS2_SYMBOL_DATAMATRIX_RECTANGLE_16

Parameter	Specifiable Setting Value
level	<ul style="list-style-type: none"> • EPOS2_LEVEL_0 • EPOS2_LEVEL_1 • EPOS2_LEVEL_2 • EPOS2_LEVEL_3 • EPOS2_LEVEL_4 • EPOS2_LEVEL_5 • EPOS2_LEVEL_6 • EPOS2_LEVEL_7 • EPOS2_LEVEL_8 • EPOS2_LEVEL_L • EPOS2_LEVEL_M • EPOS2_LEVEL_Q • EPOS2_LEVEL_H • Integer from 5 to 95 • EPOS2_PARAM_DEFAULT • EPOS2_PARAM_UNSPECIFIED

- addPageLine

Parameter	Specifiable Setting Value
x1	<ul style="list-style-type: none"> • Integer from 0 to 65535
y1	<ul style="list-style-type: none"> • Integer from 0 to 65535
x2	<ul style="list-style-type: none"> • Integer from 0 to 65535
y2	<ul style="list-style-type: none"> • Integer from 0 to 65535
lineStyle	<ul style="list-style-type: none"> • EPOS2_LINE_THIN • EPOS2_LINE_MEDIUM • EPOS2_LINE_THICK

- addPageRectangle

Parameter	Specifiable Setting Value
x1	<ul style="list-style-type: none"> • Integer from 0 to 65535
y1	<ul style="list-style-type: none"> • Integer from 0 to 65535
x2	<ul style="list-style-type: none"> • Integer from 0 to 65535
y2	<ul style="list-style-type: none"> • Integer from 0 to 65535
Style	<ul style="list-style-type: none"> • EPOS2_LINE_THIN • EPOS2_LINE_MEDIUM • EPOS2_LINE_THICK • EPOS2_PARAM_DEFAULT

- addCut

Parameter	Specifiable Setting Value
type	<ul style="list-style-type: none"> • EPOS2_CUT_FEED • EPOS2_CUT_NO_FEED • EPOS2_PARAM_DEFAULT

Epos2LineDisplay Class

- initWithDisplayModel

Parameter	Specifiable Setting Value
displaySeries	<ul style="list-style-type: none"> • EPOS2_DM_D110 • EPOS2_DM_D210

- addText

Parameter	Specifiable Setting Value
data	-
lang	<ul style="list-style-type: none"> • EPOS2_LANG_EN (default) • EPOS2_LANG_JA • EPOS2_PARAM_DEFAULT
x	<ul style="list-style-type: none"> • Integer from 1 to 44
y	<ul style="list-style-type: none"> • Integer from 1 to 19

TM-T20II-i**Printer Specifications**

Item	58mm Specification	80mm Specification
Amount of initial feed	30 dots	
Initial page mode area	420 x 831 dots	576 x 831 dots
Maximum page mode area	420 x 1662 dots	576 x 1662 dots
Baseline of Font A	21 dots from the top of the character	
Baseline of Font B	16 dots from the top of the character	

APIs for which restricted parameter setting values can be specified**Epos2Printer Class**

- initWithPrinterSeries

Parameter	Specifiable Setting Value
printerSeries	<ul style="list-style-type: none"> • EPOS2_TM_T20
lang	<ul style="list-style-type: none"> • EPOS2_MODEL_ANK

- addTextLang

Parameter	Specifiable Setting Value
lang	<ul style="list-style-type: none"> • EPOS2_LANG_EN (default) • EPOS2_LANG_JA • EPOS2_LANG_ZH_CN • EPOS2_LANG_ZH_TW • EPOS2_LANG_KO • EPOS2_LANG_TH • EPOS2_LANG_VI • EPOS2_PARAM_DEFAULT

- addTextFont

Parameter	Specifiable Setting Value
font	<ul style="list-style-type: none"> • EPOS2_FONT_A (default) • EPOS2_FONT_B • EPOS2_PARAM_DEFAULT

- addTextStyle

Parameter	Specifiable Setting Value
reverse	<ul style="list-style-type: none"> • EPOS2_TRUE • EPOS2_FALSE (default) • EPOS2_PARAM_UNSPECIFIED • EPOS2_PARAM_DEFAULT
ul	<ul style="list-style-type: none"> • EPOS2_TRUE • EPOS2_FALSE (default) • EPOS2_PARAM_UNSPECIFIED • EPOS2_PARAM_DEFAULT
em	<ul style="list-style-type: none"> • EPOS2_TRUE • EPOS2_FALSE (default) • EPOS2_PARAM_UNSPECIFIED • EPOS2_PARAM_DEFAULT
color	<ul style="list-style-type: none"> • EPOS2_COLOR_1 (default) • EPOS2_PARAM_UNSPECIFIED • EPOS2_PARAM_DEFAULT

- addImage

Parameter	Specifiable Setting Value
data	-
x	<ul style="list-style-type: none"> • Integer from 0 to 65534
y	<ul style="list-style-type: none"> • Integer from 0 to 65534
width	<ul style="list-style-type: none"> • Integer from 1 to 65535
height	<ul style="list-style-type: none"> • Integer from 1 to 65535
color	<ul style="list-style-type: none"> • EPOS2_COLOR_1 • EPOS2_PARAM_DEFAULT
mode	<ul style="list-style-type: none"> • EPOS2_MODE_MONO • EPOS2_MODE_MONO_HIGH_DENSITY • EPOS2_PARAM_DEFAULT
halftone	<ul style="list-style-type: none"> • EPOS2_HALFTONE_DITHER • EPOS2_HALFTONE_ERROR_DIFFUSION • EPOS2_HALFTONE_THRESHOLD • EPOS2_PARAM_DEFAULT
brightness	<ul style="list-style-type: none"> • Real number from 0.1 to 10.0 • EPOS2_PARAM_DEFAULT

Parameter	Specifiable Setting Value
compress	<ul style="list-style-type: none"> • EPOS2_COMPRESS_DEFLATE • EPOS2_COMPRESS_NONE • EPOS2_COMPRESS_AUTO • EPOS2_PARAM_DEFAULT

- addBarcode

Parameter	Specifiable Setting Value
data	-
type	<ul style="list-style-type: none"> • EPOS2_BARCODE_UPC_A • EPOS2_BARCODE_UPC_E • EPOS2_BARCODE_EAN13 • EPOS2_BARCODE_JAN13 • EPOS2_BARCODE_EAN8 • EPOS2_BARCODE_JAN8 • EPOS2_BARCODE_CODE39 • EPOS2_BARCODE_ITF • EPOS2_BARCODE_CODABAR • EPOS2_BARCODE_CODE93 • EPOS2_BARCODE_CODE128 • EPOS2_BARCODE_GS1_128 • EPOS2_BARCODE_GS1_DATABAR_OMNIDIRECTIONAL • EPOS2_BARCODE_GS1_DATABAR_TRUNCATED • EPOS2_BARCODE_GS1_DATABAR_LIMITED • EPOS2_BARCODE_GS1_DATABAR_EXPANDED
hri	<ul style="list-style-type: none"> • EPOS2_HRI_NONE (default) • EPOS2_HRI_ABOVE • EPOS2_HRI_BELOW • EPOS2_HRI_BOTH • EPOS2_PARAM_DEFAULT • EPOS2_PARAM_UNSPECIFIED
font	<ul style="list-style-type: none"> • EPOS2_FONT_A (default) • EPOS2_FONT_B • EPOS2_PARAM_DEFAULT • EPOS2_PARAM_UNSPECIFIED
width	<ul style="list-style-type: none"> • Integer from 2 to 6 • EPOS2_PARAM_UNSPECIFIED
height	<ul style="list-style-type: none"> • Integer from 1 to 255 • EPOS2_PARAM_UNSPECIFIED

- addSymbol

Parameter	Specifiable Setting Value
data	-
type	<ul style="list-style-type: none"> • EPOS2_SYMBOL_PDF417_STANDARD • EPOS2_SYMBOL_PDF417_TRUNCATED • EPOS2_SYMBOL_QRCODE_MODEL_1 • EPOS2_SYMBOL_QRCODE_MODEL_2 • EPOS2_SYMBOL_MAXICODE_MODE_2 • EPOS2_SYMBOL_MAXICODE_MODE_3 • EPOS2_SYMBOL_MAXICODE_MODE_4 • EPOS2_SYMBOL_MAXICODE_MODE_5 • EPOS2_SYMBOL_MAXICODE_MODE_6 • EPOS2_SYMBOL_GS1_DATABAR_STACKED • EPOS2_SYMBOL_GS1_DATABAR_STACKED_OMNIDIRECTIONAL • EPOS2_SYMBOL_GS1_DATABAR_EXPANDED_STACKED
level	<ul style="list-style-type: none"> • EPOS2_LEVEL_0 • EPOS2_LEVEL_1 • EPOS2_LEVEL_2 • EPOS2_LEVEL_3 • EPOS2_LEVEL_4 • EPOS2_LEVEL_5 • EPOS2_LEVEL_6 • EPOS2_LEVEL_7 • EPOS2_LEVEL_8 • EPOS2_LEVEL_L • EPOS2_LEVEL_M • EPOS2_LEVEL_Q • EPOS2_LEVEL_H • EPOS2_PARAM_DEFAULT • EPOS2_PARAM_UNSPECIFIED

- addCut

Parameter	Specifiable Setting Value
type	<ul style="list-style-type: none"> • EPOS2_CUT_FEED • EPOS2_CUT_NO_FEED • EPOS2_PARAM_DEFAULT

- addSound

Parameter	Specificable Setting Value
pattern	<ul style="list-style-type: none"> • EPOS2_PATTERN_NONE • EPOS2_PATTERN_A • EPOS2_PATTERN_B • EPOS2_PATTERN_C • EPOS2_PATTERN_D • EPOS2_PATTERN_E • EPOS2_PATTERN_ERROR • EPOS2_PATTERN_PAPER_EMPTY • EPOS2_PARAM_DEFAULT
repeat	<ul style="list-style-type: none"> • 0 • 1 to 255 • EPOS2_PARAM_DEFAULT

Epos2LineDisplay Class

- initWithDisplayModel

Parameter	Specificable Setting Value
displaySeries	<ul style="list-style-type: none"> • EPOS2_DM_D110

- addText

Parameter	Specificable Setting Value
data	-
lang	<ul style="list-style-type: none"> • EPOS2_LANG_EN (default) • EPOS2_LANG_JA • EPOS2_PARAM_DEFAULT
x	<ul style="list-style-type: none"> • Integer from 1 to 44
y	<ul style="list-style-type: none"> • Integer from 1 to 19

TM-T70-i**Printer Specifications**

Item		58mm Specification	80mm Specification
Amount of initial feed		30 dots	
Initial page mode area	ANK model	416 x 1662 dots	512 x 831 dots
	Multiple languages model	416 x 1662 dots	576 x 1662 dots
Maximum page mode area	ANK model	416 x 1662 dots	512 x 1662 dots
	Multiple languages model	416 x 1662 dots	576 x 1662 dots
Baseline of Font A		21 dots from the top of the character	
Baseline of Font B		16 dots from the top of the character	

APIs for which restricted parameter setting values can be specified**Epos2Printer Class**

- initWithPrinterSeries

Parameter	Specificable Setting Value
printerSeries	<ul style="list-style-type: none"> • EPOS2_TM_T70
lang	<ul style="list-style-type: none"> • EPOS2_MODEL_ANK • EPOS2_MODEL_CHINESE • EPOS2_MODEL_TAIWAN

- addTextLang

Parameter	Specificable Setting Value
lang	<ul style="list-style-type: none"> • EPOS2_LANG_EN (default) • EPOS2_LANG_JA • EPOS2_LANG_ZH_CN • EPOS2_LANG_ZH_TW • EPOS2_LANG_KO • EPOS2_LANG_TH • EPOS2_LANG_VI • EPOS2_PARAM_DEFAULT

- addTextFont

Parameter	Specifiable Setting Value
font	<ul style="list-style-type: none"> • EPOS2_FONT_A (default) • EPOS2_FONT_B • EPOS2_PARAM_DEFAULT

- addTextStyle

Parameter	Specifiable Setting Value
reverse	<ul style="list-style-type: none"> • EPOS2_TRUE • EPOS2_FALSE (default) • EPOS2_PARAM_UNSPECIFIED • EPOS2_PARAM_DEFAULT
ul	<ul style="list-style-type: none"> • EPOS2_TRUE • EPOS2_FALSE (default) • EPOS2_PARAM_UNSPECIFIED • EPOS2_PARAM_DEFAULT
em	<ul style="list-style-type: none"> • EPOS2_TRUE • EPOS2_FALSE (default) • EPOS2_PARAM_UNSPECIFIED • EPOS2_PARAM_DEFAULT
color	<ul style="list-style-type: none"> • EPOS2_COLOR_1 (default) • EPOS2_PARAM_UNSPECIFIED • EPOS2_PARAM_DEFAULT

- addImage

Parameter	Specifiable Setting Value
data	-
x	<ul style="list-style-type: none"> • Integer from 0 to 65534
y	<ul style="list-style-type: none"> • Integer from 0 to 65534
width	<ul style="list-style-type: none"> • Integer from 1 to 65535
height	<ul style="list-style-type: none"> • Integer from 1 to 65535
color	<ul style="list-style-type: none"> • EPOS2_COLOR_1 • EPOS2_PARAM_DEFAULT
mode	<ul style="list-style-type: none"> • EPOS2_MODE_MONO • EPOS2_MODE_MONO_HIGH_DENSITY • EPOS2_PARAM_DEFAULT

Parameter	Specifiable Setting Value
halftone	<ul style="list-style-type: none"> • EPOS2_HALFTONE_DITHER • EPOS2_HALFTONE_ERROR_DIFFUSION • EPOS2_HALFTONE_THRESHOLD • EPOS2_PARAM_DEFAULT
brightness	<ul style="list-style-type: none"> • Real number from 0.1 to 10.0 • EPOS2_PARAM_DEFAULT
compress	<ul style="list-style-type: none"> • EPOS2_COMPRESS_DEFLATE • EPOS2_COMPRESS_NONE • EPOS2_COMPRESS_AUTO • EPOS2_PARAM_DEFAULT

- addBarcode

Parameter	Specifiable Setting Value
data	-
type	<ul style="list-style-type: none"> • EPOS2_BARCODE_UPC_A • EPOS2_BARCODE_UPC_E • EPOS2_BARCODE_EAN13 • EPOS2_BARCODE_JAN13 • EPOS2_BARCODE_EAN8 • EPOS2_BARCODE_JAN8 • EPOS2_BARCODE_CODE39 • EPOS2_BARCODE_ITF • EPOS2_BARCODE_CODABAR • EPOS2_BARCODE_CODE93 • EPOS2_BARCODE_CODE128
hri	<ul style="list-style-type: none"> • EPOS2_HRI_NONE (default) • EPOS2_HRI_ABOVE • EPOS2_HRI_BELOW • EPOS2_HRI_BOTH • EPOS2_PARAM_DEFAULT • EPOS2_PARAM_UNSPECIFIED
font	<ul style="list-style-type: none"> • EPOS2_FONT_A (default) • EPOS2_FONT_B • EPOS2_PARAM_DEFAULT • EPOS2_PARAM_UNSPECIFIED
width	<ul style="list-style-type: none"> • Integer from 2 to 6 • EPOS2_PARAM_UNSPECIFIED
height	<ul style="list-style-type: none"> • Integer from 1 to 255 • EPOS2_PARAM_UNSPECIFIED

- addSymbol

Parameter	Specifiable Setting Value
data	-
type	<ul style="list-style-type: none"> • EPOS2_SYMBOL_PDF417_STANDARD • EPOS2_SYMBOL_PDF417_TRUNCATED • EPOS2_SYMBOL_QRCODE_MODEL_1 • EPOS2_SYMBOL_QRCODE_MODEL_2
level	<ul style="list-style-type: none"> • EPOS2_LEVEL_0 • EPOS2_LEVEL_1 • EPOS2_LEVEL_2 • EPOS2_LEVEL_3 • EPOS2_LEVEL_4 • EPOS2_LEVEL_5 • EPOS2_LEVEL_6 • EPOS2_LEVEL_7 • EPOS2_LEVEL_8 • EPOS2_LEVEL_L • EPOS2_LEVEL_M • EPOS2_LEVEL_Q • EPOS2_LEVEL_H • EPOS2_PARAM_DEFAULT • EPOS2_PARAM_UNSPECIFIED

- addCut

Parameter	Specifiable Setting Value
type	<ul style="list-style-type: none"> • EPOS2_CUT_FEED • EPOS2_CUT_NO_FEED • EPOS2_PARAM_DEFAULT

Epos2LineDisplay Class

- initWithDisplayModel

Parameter	Specifiable Setting Value
displaySeries	<ul style="list-style-type: none"> • EPOS2_DM_D110

- addText

Parameter	Specifiable Setting Value
data	-
lang	<ul style="list-style-type: none"> • EPOS2_LANG_EN (default) • EPOS2_LANG_JA • EPOS2_PARAM_DEFAULT
x	<ul style="list-style-type: none"> • Integer from 1 to 44

Parameter	Specifiable Setting Value
y	<ul style="list-style-type: none">Integer from 1 to 19

TM-T82II-i**Printer Specifications**

Item	Specification
Amount of initial feed	30 dots
Initial page mode area	576 x 831 dots
Maximum page mode area	576 x 1662 dots
Baseline of Font A	21 dots from the top of the character
Baseline of Font B	16 dots from the top of the character

APIs for which restricted parameter setting values can be specified**Epos2Printer Class**

- initWithPrinterSeries

Parameter	Specificable Setting Value
printerSeries	<ul style="list-style-type: none"> • EPOS2_TM_T82
lang	<ul style="list-style-type: none"> • EPOS2_MODEL_ANK • EPOS2_MODEL_CHINESE • EPOS2_MODEL_TAIWAN • EPOS2_MODEL_SOUTHASIA

- addTextLang

Parameter	Specificable Setting Value
lang	<ul style="list-style-type: none"> • EPOS2_LANG_EN (default) • EPOS2_LANG_JA • EPOS2_LANG_ZH_CN • EPOS2_LANG_ZH_TW • EPOS2_LANG_KO • EPOS2_LANG_TH • EPOS2_LANG_VI • EPOS2_PARAM_DEFAULT

- addTextFont

Parameter	Specificable Setting Value
font	<ul style="list-style-type: none"> • EPOS2_FONT_A (default) • EPOS2_FONT_B • EPOS2_PARAM_DEFAULT

- addTextStyle

Parameter	Specifiable Setting Value
reverse	<ul style="list-style-type: none"> • EPOS2_TRUE • EPOS2_FALSE (default) • EPOS2_PARAM_UNSPECIFIED • EPOS2_PARAM_DEFAULT
ul	<ul style="list-style-type: none"> • EPOS2_TRUE • EPOS2_FALSE (default) • EPOS2_PARAM_UNSPECIFIED • EPOS2_PARAM_DEFAULT
em	<ul style="list-style-type: none"> • EPOS2_TRUE • EPOS2_FALSE (default) • EPOS2_PARAM_UNSPECIFIED • EPOS2_PARAM_DEFAULT
color	<ul style="list-style-type: none"> • EPOS2_COLOR_1 (default) • EPOS2_PARAM_UNSPECIFIED • EPOS2_PARAM_DEFAULT

- addImage

Parameter	Specifiable Setting Value
data	-
x	<ul style="list-style-type: none"> • Integer from 0 to 65534
y	<ul style="list-style-type: none"> • Integer from 0 to 65534
width	<ul style="list-style-type: none"> • Integer from 1 to 65535
height	<ul style="list-style-type: none"> • Integer from 1 to 65535
color	<ul style="list-style-type: none"> • EPOS2_COLOR_1 • EPOS2_PARAM_DEFAULT
mode	<ul style="list-style-type: none"> • EPOS2_MODE_MONO • EPOS2_MODE_MONO_HIGH_DENSITY • EPOS2_PARAM_DEFAULT
halftone	<ul style="list-style-type: none"> • EPOS2_HALFTONE_DITHER • EPOS2_HALFTONE_ERROR_DIFFUSION • EPOS2_HALFTONE_THRESHOLD • EPOS2_PARAM_DEFAULT
brightness	<ul style="list-style-type: none"> • Real number from 0.1 to 10.0 • EPOS2_PARAM_DEFAULT

Parameter	Specifiable Setting Value
compress	<ul style="list-style-type: none"> • EPOS2_COMPRESS_DEFLATE • EPOS2_COMPRESS_NONE • EPOS2_COMPRESS_AUTO • EPOS2_PARAM_DEFAULT

- addBarcode

Parameter	Specifiable Setting Value
data	-
type	<ul style="list-style-type: none"> • EPOS2_BARCODE_UPC_A • EPOS2_BARCODE_UPC_E • EPOS2_BARCODE_EAN13 • EPOS2_BARCODE_JAN13 • EPOS2_BARCODE_EAN8 • EPOS2_BARCODE_JAN8 • EPOS2_BARCODE_CODE39 • EPOS2_BARCODE_ITF • EPOS2_BARCODE_CODABAR • EPOS2_BARCODE_CODE93 • EPOS2_BARCODE_CODE128 • EPOS2_BARCODE_GS1_128 • EPOS2_BARCODE_GS1_DATABAR_OMNIDIRECTIONAL • EPOS2_BARCODE_GS1_DATABAR_TRUNCATED • EPOS2_BARCODE_GS1_DATABAR_LIMITED • EPOS2_BARCODE_GS1_DATABAR_EXPANDED
hri	<ul style="list-style-type: none"> • EPOS2_HRI_NONE (default) • EPOS2_HRI_ABOVE • EPOS2_HRI_BELOW • EPOS2_HRI_BOTH • EPOS2_PARAM_DEFAULT • EPOS2_PARAM_UNSPECIFIED
font	<ul style="list-style-type: none"> • EPOS2_FONT_A (default) • EPOS2_FONT_B • EPOS2_PARAM_DEFAULT • EPOS2_PARAM_UNSPECIFIED
width	<ul style="list-style-type: none"> • Integer from 2 to 6 • EPOS2_PARAM_UNSPECIFIED
height	<ul style="list-style-type: none"> • Integer from 1 to 255 • EPOS2_PARAM_UNSPECIFIED

- addSymbol

Parameter	Specifiable Setting Value
data	-
type	<ul style="list-style-type: none"> • EPOS2_SYMBOL_PDF417_STANDARD • EPOS2_SYMBOL_PDF417_TRUNCATED • EPOS2_SYMBOL_QRCODE_MODEL_1 • EPOS2_SYMBOL_QRCODE_MODEL_2 • EPOS2_SYMBOL_MAXICODE_MODE_2 • EPOS2_SYMBOL_MAXICODE_MODE_3 • EPOS2_SYMBOL_MAXICODE_MODE_4 • EPOS2_SYMBOL_MAXICODE_MODE_5 • EPOS2_SYMBOL_MAXICODE_MODE_6 • EPOS2_SYMBOL_GS1_DATABAR_STACKED • EPOS2_SYMBOL_GS1_DATABAR_STACKED_OMNIDIRECTIONAL • EPOS2_SYMBOL_GS1_DATABAR_EXPANDED_STACKED
level	<ul style="list-style-type: none"> • EPOS2_LEVEL_0 • EPOS2_LEVEL_1 • EPOS2_LEVEL_2 • EPOS2_LEVEL_3 • EPOS2_LEVEL_4 • EPOS2_LEVEL_5 • EPOS2_LEVEL_6 • EPOS2_LEVEL_7 • EPOS2_LEVEL_8 • EPOS2_LEVEL_L • EPOS2_LEVEL_M • EPOS2_LEVEL_Q • EPOS2_LEVEL_H • EPOS2_PARAM_DEFAULT • EPOS2_PARAM_UNSPECIFIED

- addCut

Parameter	Specifiable Setting Value
type	<ul style="list-style-type: none"> • EPOS2_CUT_FEED • EPOS2_CUT_NO_FEED • EPOS2_PARAM_DEFAULT

- addSound

Parameter	Specifiable Setting Value
pattern	<ul style="list-style-type: none"> • EPOS2_PATTERN_NONE • EPOS2_PATTERN_A • EPOS2_PATTERN_B • EPOS2_PATTERN_C • EPOS2_PATTERN_D • EPOS2_PATTERN_E • EPOS2_PATTERN_ERROR • EPOS2_PATTERN_PAPER_EMPTY • EPOS2_PARAM_DEFAULT
repeat	<ul style="list-style-type: none"> • 0 • 1 to 255 • EPOS2_PARAM_DEFAULT

Epos2LineDisplay Class

- initWithDisplayModel

Parameter	Specifiable Setting Value
displaySeries	<ul style="list-style-type: none"> • EPOS2_DM_D110

- addText

Parameter	Specifiable Setting Value
data	-
lang	<ul style="list-style-type: none"> • EPOS2_LANG_EN (default) • EPOS2_LANG_JA • EPOS2_PARAM_DEFAULT
x	<ul style="list-style-type: none"> • Integer from 1 to 44
y	<ul style="list-style-type: none"> • Integer from 1 to 19

TM-T83II-i**Printer Specifications**

Item		Specification
Amount of initial feed		30 dots
Initial page mode area		512 x 1662 dots
Maximum page mode area		512 x 1662 dots
Baseline of Font A		21 dots from the top of the character
Baseline of Font B	ANK	16 dots from the top of the character
	Chinese characters	15 dots from the top of the character

APIs for which restricted parameter setting values can be specified**Epos2Printer Class**

- initWithPrinterSeries

Parameter	Specifiable Setting Value
printerSeries	<ul style="list-style-type: none"> • EPOS2_TM_T83
lang	<ul style="list-style-type: none"> • EPOS2_MODEL_KOREAN

- addTextLang

Parameter	Specifiable Setting Value
lang	<ul style="list-style-type: none"> • EPOS2_LANG_EN (default) • EPOS2_LANG_JA • EPOS2_LANG_ZH_CN • EPOS2_LANG_ZH_TW • EPOS2_LANG_KO • EPOS2_LANG_TH • EPOS2_LANG_VI • EPOS2_PARAM_DEFAULT

- addTextFont

Parameter	Specifiable Setting Value
font	<ul style="list-style-type: none"> • EPOS2_FONT_A (default) • EPOS2_FONT_B • EPOS2_PARAM_DEFAULT

- addTextStyle

Parameter	Specifiable Setting Value
reverse	<ul style="list-style-type: none"> • EPOS2_TRUE • EPOS2_FALSE (default) • EPOS2_PARAM_UNSPECIFIED • EPOS2_PARAM_DEFAULT
ul	<ul style="list-style-type: none"> • EPOS2_TRUE • EPOS2_FALSE (default) • EPOS2_PARAM_UNSPECIFIED • EPOS2_PARAM_DEFAULT
em	<ul style="list-style-type: none"> • EPOS2_TRUE • EPOS2_FALSE (default) • EPOS2_PARAM_UNSPECIFIED • EPOS2_PARAM_DEFAULT
color	<ul style="list-style-type: none"> • EPOS2_COLOR_1 (default) • EPOS2_PARAM_UNSPECIFIED • EPOS2_PARAM_DEFAULT

- addImage

Parameter	Specifiable Setting Value
data	-
x	<ul style="list-style-type: none"> • Integer from 0 to 65534
y	<ul style="list-style-type: none"> • Integer from 0 to 65534
width	<ul style="list-style-type: none"> • Integer from 1 to 65535
height	<ul style="list-style-type: none"> • Integer from 1 to 65535
color	<ul style="list-style-type: none"> • EPOS2_COLOR_1 • EPOS2_PARAM_DEFAULT
mode	<ul style="list-style-type: none"> • EPOS2_MODE_MONO • EPOS2_MODE_MONO_HIGH_DENSITY • EPOS2_PARAM_DEFAULT
halftone	<ul style="list-style-type: none"> • EPOS2_HALFTONE_DITHER • EPOS2_HALFTONE_ERROR_DIFFUSION • EPOS2_HALFTONE_THRESHOLD • EPOS2_PARAM_DEFAULT
brightness	<ul style="list-style-type: none"> • Real number from 0.1 to 10.0 • EPOS2_PARAM_DEFAULT

Parameter	Specifiable Setting Value
compress	<ul style="list-style-type: none"> • EPOS2_COMPRESS_DEFLATE • EPOS2_COMPRESS_NONE • EPOS2_COMPRESS_AUTO • EPOS2_PARAM_DEFAULT

- addBarcode

Parameter	Specifiable Setting Value
data	-
type	<ul style="list-style-type: none"> • EPOS2_BARCODE_UPC_A • EPOS2_BARCODE_UPC_E • EPOS2_BARCODE_EAN13 • EPOS2_BARCODE_JAN13 • EPOS2_BARCODE_EAN8 • EPOS2_BARCODE_JAN8 • EPOS2_BARCODE_CODE39 • EPOS2_BARCODE_ITF • EPOS2_BARCODE_CODABAR • EPOS2_BARCODE_CODE93 • EPOS2_BARCODE_CODE128 • EPOS2_BARCODE_GS1_128 • EPOS2_BARCODE_GS1_DATABAR_OMNIDIRECTIONAL • EPOS2_BARCODE_GS1_DATABAR_TRUNCATED • EPOS2_BARCODE_GS1_DATABAR_LIMITED • EPOS2_BARCODE_GS1_DATABAR_EXPANDED
hri	<ul style="list-style-type: none"> • EPOS2_HRI_NONE (default) • EPOS2_HRI_ABOVE • EPOS2_HRI_BELOW • EPOS2_HRI_BOTH • EPOS2_PARAM_DEFAULT • EPOS2_PARAM_UNSPECIFIED
font	<ul style="list-style-type: none"> • EPOS2_FONT_A (default) • EPOS2_FONT_B • EPOS2_PARAM_DEFAULT • EPOS2_PARAM_UNSPECIFIED
width	<ul style="list-style-type: none"> • Integer from 2 to 6 • EPOS2_PARAM_UNSPECIFIED
height	<ul style="list-style-type: none"> • Integer from 1 to 255 • EPOS2_PARAM_UNSPECIFIED

- addSymbol

Parameter	Specifiable Setting Value
data	-
type	<ul style="list-style-type: none"> • EPOS2_SYMBOL_PDF417_STANDARD • EPOS2_SYMBOL_PDF417_TRUNCATED • EPOS2_SYMBOL_QRCODE_MODEL_1 • EPOS2_SYMBOL_QRCODE_MODEL_2 • EPOS2_SYMBOL_MAXICODE_MODE_2 • EPOS2_SYMBOL_MAXICODE_MODE_3 • EPOS2_SYMBOL_MAXICODE_MODE_4 • EPOS2_SYMBOL_MAXICODE_MODE_5 • EPOS2_SYMBOL_MAXICODE_MODE_6 • EPOS2_SYMBOL_GS1_DATABAR_STACKED • EPOS2_SYMBOL_GS1_DATABAR_STACKED_OMNIDIRECTIONAL • EPOS2_SYMBOL_GS1_DATABAR_EXPANDED_STACKED
level	<ul style="list-style-type: none"> • EPOS2_LEVEL_0 • EPOS2_LEVEL_1 • EPOS2_LEVEL_2 • EPOS2_LEVEL_3 • EPOS2_LEVEL_4 • EPOS2_LEVEL_5 • EPOS2_LEVEL_6 • EPOS2_LEVEL_7 • EPOS2_LEVEL_8 • EPOS2_LEVEL_L • EPOS2_LEVEL_M • EPOS2_LEVEL_Q • EPOS2_LEVEL_H • EPOS2_PARAM_DEFAULT • EPOS2_PARAM_UNSPECIFIED

- addCut

Parameter	Specifiable Setting Value
type	<ul style="list-style-type: none"> • EPOS2_CUT_FEED • EPOS2_CUT_NO_FEED • EPOS2_PARAM_DEFAULT

- addSound

Parameter	Specificable Setting Value
pattern	<ul style="list-style-type: none"> • EPOS2_PATTERN_NONE • EPOS2_PATTERN_A • EPOS2_PATTERN_B • EPOS2_PATTERN_C • EPOS2_PATTERN_D • EPOS2_PATTERN_E • EPOS2_PATTERN_ERROR • EPOS2_PATTERN_PAPER_EMPTY • EPOS2_PARAM_DEFAULT
repeat	<ul style="list-style-type: none"> • 0 • 1 to 255 • EPOS2_PARAM_DEFAULT

Epos2LineDisplay Class

- initWithDisplayModel

Parameter	Specificable Setting Value
displaySeries	<ul style="list-style-type: none"> • EPOS2_DM_D110

- addText

Parameter	Specificable Setting Value
data	-
lang	<ul style="list-style-type: none"> • EPOS2_LANG_EN (default) • EPOS2_LANG_JA • EPOS2_PARAM_DEFAULT
x	<ul style="list-style-type: none"> • Integer from 1 to 44
y	<ul style="list-style-type: none"> • Integer from 1 to 19

TM-T88V-i**Printer Specifications**

Item		58mm Specification	80mm Specification
Amount of initial feed		30 dots	
Initial page mode area		360 x 831 dots	512 x 831 dots
Maximum page mode area		360 x 1662 dots	512 x 1662 dots
Baseline of Font A		21 dots from the top of the character	
Baseline of Font B	ANK	16 dots from the top of the character	
	Chinese characters	15 dots from the top of the character	

APIs for which restricted parameter setting values can be specified**Epos2Printer Class**

- initWithPrinterSeries

Parameter	Specificable Setting Value
printerSeries	<ul style="list-style-type: none"> • EPOS2_TM_T88
lang	<ul style="list-style-type: none"> • EPOS2_MODEL_ANK • EPOS2_MODEL_CHINESE • EPOS2_MODEL_TAIWAN • EPOS2_MODEL_KOREAN • EPOS2_MODEL_SOUTHASIA

- addTextLang

Parameter	Specificable Setting Value
lang	<ul style="list-style-type: none"> • EPOS2_LANG_EN (default) • EPOS2_LANG_JA • EPOS2_LANG_ZH_CN • EPOS2_LANG_ZH_TW • EPOS2_LANG_KO • EPOS2_LANG_TH • EPOS2_LANG_VI • EPOS2_PARAM_DEFAULT

- addTextFont

Parameter	Specificable Setting Value
font	<ul style="list-style-type: none"> • EPOS2_FONT_A (default) • EPOS2_FONT_B • EPOS2_PARAM_DEFAULT

- addTextStyle

Parameter	Specifiable Setting Value
reverse	<ul style="list-style-type: none"> • EPOS2_TRUE • EPOS2_FALSE (default) • EPOS2_PARAM_UNSPECIFIED • EPOS2_PARAM_DEFAULT
ul	<ul style="list-style-type: none"> • EPOS2_TRUE • EPOS2_FALSE (default) • EPOS2_PARAM_UNSPECIFIED • EPOS2_PARAM_DEFAULT
em	<ul style="list-style-type: none"> • EPOS2_TRUE • EPOS2_FALSE (default) • EPOS2_PARAM_UNSPECIFIED • EPOS2_PARAM_DEFAULT
color	<ul style="list-style-type: none"> • EPOS2_COLOR_1 (default) • EPOS2_PARAM_UNSPECIFIED • EPOS2_PARAM_DEFAULT

- addImage

Parameter	Specifiable Setting Value
data	-
x	<ul style="list-style-type: none"> • Integer from 0 to 65534
y	<ul style="list-style-type: none"> • Integer from 0 to 65534
width	<ul style="list-style-type: none"> • Integer from 1 to 65535
height	<ul style="list-style-type: none"> • Integer from 1 to 65535
color	<ul style="list-style-type: none"> • EPOS2_COLOR_1 • EPOS2_PARAM_DEFAULT
mode	<ul style="list-style-type: none"> • EPOS2_MODE_MONO • EPOS2_MODE_GRAY16 • EPOS2_MODE_MONO_HIGH_DENSITY • EPOS2_PARAM_DEFAULT
halftone	<ul style="list-style-type: none"> • EPOS2_HALFTONE_DITHER • EPOS2_HALFTONE_ERROR_DIFFUSION • EPOS2_HALFTONE_THRESHOLD • EPOS2_PARAM_DEFAULT
brightness	<ul style="list-style-type: none"> • Real number from 0.1 to 10.0 • EPOS2_PARAM_DEFAULT

Parameter	Specifiable Setting Value
compress	<ul style="list-style-type: none"> • EPOS2_COMPRESS_DEFLATE • EPOS2_COMPRESS_NONE • EPOS2_COMPRESS_AUTO • EPOS2_PARAM_DEFAULT

- addBarcode

Parameter	Specifiable Setting Value
data	-
type	<ul style="list-style-type: none"> • EPOS2_BARCODE_UPC_A • EPOS2_BARCODE_UPC_E • EPOS2_BARCODE_EAN13 • EPOS2_BARCODE_JAN13 • EPOS2_BARCODE_EAN8 • EPOS2_BARCODE_JAN8 • EPOS2_BARCODE_CODE39 • EPOS2_BARCODE_ITF • EPOS2_BARCODE_CODABAR • EPOS2_BARCODE_CODE93 • EPOS2_BARCODE_CODE128 • EPOS2_BARCODE_GS1_128 • EPOS2_BARCODE_GS1_DATABAR_OMNIDIRECTIONAL • EPOS2_BARCODE_GS1_DATABAR_TRUNCATED • EPOS2_BARCODE_GS1_DATABAR_LIMITED • EPOS2_BARCODE_GS1_DATABAR_EXPANDED
hri	<ul style="list-style-type: none"> • EPOS2_HRI_NONE (default) • EPOS2_HRI_ABOVE • EPOS2_HRI_BELOW • EPOS2_HRI_BOTH • EPOS2_PARAM_DEFAULT • EPOS2_PARAM_UNSPECIFIED
font	<ul style="list-style-type: none"> • EPOS2_FONT_A (default) • EPOS2_FONT_B • EPOS2_PARAM_DEFAULT • EPOS2_PARAM_UNSPECIFIED
width	<ul style="list-style-type: none"> • Integer from 2 to 6 • EPOS2_PARAM_UNSPECIFIED
height	<ul style="list-style-type: none"> • Integer from 1 to 255 • EPOS2_PARAM_UNSPECIFIED

- addSymbol

Parameter	Specifiable Setting Value
data	-
type	<ul style="list-style-type: none"> • EPOS2_SYMBOL_PDF417_STANDARD • EPOS2_SYMBOL_PDF417_TRUNCATED • EPOS2_SYMBOL_QRCODE_MODEL_1 • EPOS2_SYMBOL_QRCODE_MODEL_2 • EPOS2_SYMBOL_MAXICODE_MODE_2 • EPOS2_SYMBOL_MAXICODE_MODE_3 • EPOS2_SYMBOL_MAXICODE_MODE_4 • EPOS2_SYMBOL_MAXICODE_MODE_5 • EPOS2_SYMBOL_MAXICODE_MODE_6 • EPOS2_SYMBOL_GS1_DATABAR_STACKED • EPOS2_SYMBOL_GS1_DATABAR_STACKED_OMNIDIRECTIONAL • EPOS2_SYMBOL_GS1_DATABAR_EXPANDED_STACKED
level	<ul style="list-style-type: none"> • EPOS2_LEVEL_0 • EPOS2_LEVEL_1 • EPOS2_LEVEL_2 • EPOS2_LEVEL_3 • EPOS2_LEVEL_4 • EPOS2_LEVEL_5 • EPOS2_LEVEL_6 • EPOS2_LEVEL_7 • EPOS2_LEVEL_8 • EPOS2_LEVEL_L • EPOS2_LEVEL_M • EPOS2_LEVEL_Q • EPOS2_LEVEL_H • EPOS2_PARAM_DEFAULT • EPOS2_PARAM_UNSPECIFIED

- addCut

Parameter	Specifiable Setting Value
type	<ul style="list-style-type: none"> • EPOS2_CUT_FEED • EPOS2_CUT_NO_FEED • EPOS2_PARAM_DEFAULT

- addSound

Parameter	Specificable Setting Value
pattern	<ul style="list-style-type: none"> • EPOS2_PATTERN_NONE • EPOS2_PATTERN_A • EPOS2_PATTERN_B • EPOS2_PATTERN_C • EPOS2_PATTERN_D • EPOS2_PATTERN_E • EPOS2_PATTERN_ERROR • EPOS2_PATTERN_PAPER_EMPTY • EPOS2_PARAM_DEFAULT
repeat	<ul style="list-style-type: none"> • 0 • 1 to 255 • EPOS2_PARAM_DEFAULT

Epos2LineDisplay Class

- initWithDisplayModel

Parameter	Specificable Setting Value
displaySeries	<ul style="list-style-type: none"> • EPOS2_DM_D110

- addText

Parameter	Specificable Setting Value
data	-
lang	<ul style="list-style-type: none"> • EPOS2_LANG_EN (default) • EPOS2_LANG_JA • EPOS2_PARAM_DEFAULT
x	<ul style="list-style-type: none"> • Integer from 1 to 44
y	<ul style="list-style-type: none"> • Integer from 1 to 19

TM-T88VI-iHUB**Printer Specifications**

Item		58mm Specification	80mm Specification
Amount of initial feed		30 dots	
Initial page mode area		360 x 831 dots	512 x 831 dots
Maximum page mode area		360 x 1662 dots	512 x 1662 dots
Baseline of Font A		21 dots from the top of the character	
Baseline of Font B	ANK	16 dots from the top of the character	
	Chinese characters	15 dots from the top of the character	

APIs for which restricted parameter setting values can be specified**Epos2Printer Class**

- initWithPrinterSeries

Parameter	Specificable Setting Value
printerSeries	<ul style="list-style-type: none"> • EPOS2_TM_T88
lang	<ul style="list-style-type: none"> • EPOS2_MODEL_ANK • EPOS2_MODEL_CHINESE • EPOS2_MODEL_TAIWAN • EPOS2_MODEL_KOREAN • EPOS2_MODEL_SOUTHASIA

- addTextLang

Parameter	Specificable Setting Value
lang	<ul style="list-style-type: none"> • EPOS2_LANG_EN (default) • EPOS2_LANG_JA • EPOS2_LANG_ZH_CN • EPOS2_LANG_ZH_TW • EPOS2_LANG_KO • EPOS2_LANG_TH • EPOS2_LANG_VI • EPOS2_PARAM_DEFAULT

- addTextFont

Parameter	Specificable Setting Value
font	<ul style="list-style-type: none"> • EPOS2_FONT_A (default) • EPOS2_FONT_B • EPOS2_PARAM_DEFAULT

- addTextStyle

Parameter	Specifiable Setting Value
reverse	<ul style="list-style-type: none"> • EPOS2_TRUE • EPOS2_FALSE (default) • EPOS2_PARAM_UNSPECIFIED • EPOS2_PARAM_DEFAULT
ul	<ul style="list-style-type: none"> • EPOS2_TRUE • EPOS2_FALSE (default) • EPOS2_PARAM_UNSPECIFIED • EPOS2_PARAM_DEFAULT
em	<ul style="list-style-type: none"> • EPOS2_TRUE • EPOS2_FALSE (default) • EPOS2_PARAM_UNSPECIFIED • EPOS2_PARAM_DEFAULT
color	<ul style="list-style-type: none"> • EPOS2_COLOR_1 (default) • EPOS2_PARAM_UNSPECIFIED • EPOS2_PARAM_DEFAULT

- addImage

Parameter	Specifiable Setting Value
data	-
x	<ul style="list-style-type: none"> • Integer from 0 to 65534
y	<ul style="list-style-type: none"> • Integer from 0 to 65534
width	<ul style="list-style-type: none"> • Integer from 1 to 65535
height	<ul style="list-style-type: none"> • Integer from 1 to 65535
color	<ul style="list-style-type: none"> • EPOS2_COLOR_1 • EPOS2_PARAM_DEFAULT
mode	<ul style="list-style-type: none"> • EPOS2_MODE_MONO • EPOS2_MODE_GRAY16 • EPOS2_MODE_MONO_HIGH_DENSITY • EPOS2_PARAM_DEFAULT
halftone	<ul style="list-style-type: none"> • EPOS2_HALFTONE_DITHER • EPOS2_HALFTONE_ERROR_DIFFUSION • EPOS2_HALFTONE_THRESHOLD • EPOS2_PARAM_DEFAULT
brightness	<ul style="list-style-type: none"> • Real number from 0.1 to 10.0 • EPOS2_PARAM_DEFAULT

Parameter	Specifiable Setting Value
compress	<ul style="list-style-type: none"> • EPOS2_COMPRESS_DEFLATE • EPOS2_COMPRESS_NONE • EPOS2_COMPRESS_AUTO • EPOS2_PARAM_DEFAULT

- addBarcode

Parameter	Specifiable Setting Value
data	-
type	<ul style="list-style-type: none"> • EPOS2_BARCODE_UPC_A • EPOS2_BARCODE_UPC_E • EPOS2_BARCODE_EAN13 • EPOS2_BARCODE_JAN13 • EPOS2_BARCODE_EAN8 • EPOS2_BARCODE_JAN8 • EPOS2_BARCODE_CODE39 • EPOS2_BARCODE_ITF • EPOS2_BARCODE_CODABAR • EPOS2_BARCODE_CODE93 • EPOS2_BARCODE_CODE128 • EPOS2_BARCODE_GS1_128 • EPOS2_BARCODE_GS1_DATABAR_OMNIDIRECTIONAL • EPOS2_BARCODE_GS1_DATABAR_TRUNCATED • EPOS2_BARCODE_GS1_DATABAR_LIMITED • EPOS2_BARCODE_GS1_DATABAR_EXPANDED
hri	<ul style="list-style-type: none"> • EPOS2_HRI_NONE (default) • EPOS2_HRI_ABOVE • EPOS2_HRI_BELOW • EPOS2_HRI_BOTH • EPOS2_PARAM_DEFAULT • EPOS2_PARAM_UNSPECIFIED
font	<ul style="list-style-type: none"> • EPOS2_FONT_A (default) • EPOS2_FONT_B • EPOS2_PARAM_DEFAULT • EPOS2_PARAM_UNSPECIFIED
width	<ul style="list-style-type: none"> • Integer from 2 to 6 • EPOS2_PARAM_UNSPECIFIED
height	<ul style="list-style-type: none"> • Integer from 1 to 255 • EPOS2_PARAM_UNSPECIFIED

- addSymbol

Parameter	Specifiable Setting Value
data	-
type	<ul style="list-style-type: none"> • EPOS2_SYMBOL_PDF417_STANDARD • EPOS2_SYMBOL_PDF417_TRUNCATED • EPOS2_SYMBOL_QRCODE_MODEL_1 • EPOS2_SYMBOL_QRCODE_MODEL_2 • EPOS2_SYMBOL_MAXICODE_MODE_2 • EPOS2_SYMBOL_MAXICODE_MODE_3 • EPOS2_SYMBOL_MAXICODE_MODE_4 • EPOS2_SYMBOL_MAXICODE_MODE_5 • EPOS2_SYMBOL_MAXICODE_MODE_6 • EPOS2_SYMBOL_GS1_DATABAR_STACKED • EPOS2_SYMBOL_GS1_DATABAR_STACKED_OMNIDIRECTIONAL • EPOS2_SYMBOL_GS1_DATABAR_EXPANDED_STACKED • EPOS2_SYMBOL_AZTECCODE_FULLRANGE • EPOS2_SYMBOL_AZTECCODE_COMPACT • EPOS2_SYMBOL_DATAMATRIX_SQUARE • EPOS2_SYMBOL_DATAMATRIX_RECTANGLE_8 • EPOS2_SYMBOL_DATAMATRIX_RECTANGLE_12 • EPOS2_SYMBOL_DATAMATRIX_RECTANGLE_16
level	<ul style="list-style-type: none"> • EPOS2_LEVEL_0 • EPOS2_LEVEL_1 • EPOS2_LEVEL_2 • EPOS2_LEVEL_3 • EPOS2_LEVEL_4 • EPOS2_LEVEL_5 • EPOS2_LEVEL_6 • EPOS2_LEVEL_7 • EPOS2_LEVEL_8 • EPOS2_LEVEL_L • EPOS2_LEVEL_M • EPOS2_LEVEL_Q • EPOS2_LEVEL_H • Integer from 5 to 95 • EPOS2_PARAM_DEFAULT • EPOS2_PARAM_UNSPECIFIED

- addPageLine

Parameter	Specifiable Setting Value
x1	<ul style="list-style-type: none"> • Integer from 0 to 65535
y1	<ul style="list-style-type: none"> • Integer from 0 to 65535

Parameter	Specifiable Setting Value
x2	<ul style="list-style-type: none"> Integer from 0 to 65535
y2	<ul style="list-style-type: none"> Integer from 0 to 65535
lineStyle	<ul style="list-style-type: none"> EPOS2_LINE_THIN EPOS2_LINE_MEDIUM EPOS2_LINE_THICK EPOS2_PARAM_DEFAULT

- addPageRectangle

Parameter	Specifiable Setting Value
x1	<ul style="list-style-type: none"> Integer from 0 to 65535
y1	<ul style="list-style-type: none"> Integer from 0 to 65535
x2	<ul style="list-style-type: none"> Integer from 0 to 65535
y2	<ul style="list-style-type: none"> Integer from 0 to 65535
Style	<ul style="list-style-type: none"> EPOS2_LINE_THIN EPOS2_LINE_MEDIUM EPOS2_LINE_THICK EPOS2_PARAM_DEFAULT

- addCut

Parameter	Specifiable Setting Value
type	<ul style="list-style-type: none"> EPOS2_CUT_FEED EPOS2_CUT_NO_FEED EPOS2_PARAM_DEFAULT

- addSound

Parameter	Specifiable Setting Value
pattern	<ul style="list-style-type: none"> EPOS2_PATTERN_NONE EPOS2_PATTERN_A EPOS2_PATTERN_B EPOS2_PATTERN_C EPOS2_PATTERN_D EPOS2_PATTERN_E EPOS2_PATTERN_ERROR EPOS2_PATTERN_PAPER_EMPTY EPOS2_PARAM_DEFAULT
repeat	<ul style="list-style-type: none"> 1 to 255 EPOS2_PARAM_DEFAULT

- setPrinterSetting

Parameter	Specifiable Setting Value
timeout	<ul style="list-style-type: none"> • Integer from 5000 to 600000 • EPOS2_PARAM_DEFAULT
list	-
type	<ul style="list-style-type: none"> • EPOS2_PRINTER_SETTING_PAPERWIDTH • EPOS2_PRINTER_SETTING_PRINTDENSITY • EPOS2_PRINTER_SETTING_PRINTSPEED
value	<ul style="list-style-type: none"> • EPOS2_PRINTER_SETTING_PAPERWIDTH58_0 • EPOS2_PRINTER_SETTING_PAPERWIDTH80_0 • EPOS2_PRINTER_SETTING_PRINTDENSITYDIP • EPOS2_PRINTER_SETTING_PRINTDENSITY70 • EPOS2_PRINTER_SETTING_PRINTDENSITY75 • EPOS2_PRINTER_SETTING_PRINTDENSITY80 • EPOS2_PRINTER_SETTING_PRINTDENSITY85 • EPOS2_PRINTER_SETTING_PRINTDENSITY90 • EPOS2_PRINTER_SETTING_PRINTDENSITY95 • EPOS2_PRINTER_SETTING_PRINTDENSITY100 • EPOS2_PRINTER_SETTING_PRINTDENSITY105 • EPOS2_PRINTER_SETTING_PRINTDENSITY110 • EPOS2_PRINTER_SETTING_PRINTDENSITY115 • EPOS2_PRINTER_SETTING_PRINTDENSITY120 • EPOS2_PRINTER_SETTING_PRINTDENSITY125 • EPOS2_PRINTER_SETTING_PRINTDENSITY130 • EPOS2_PRINTER_SETTING_PRINTSPEED1 • EPOS2_PRINTER_SETTING_PRINTSPEED2 • EPOS2_PRINTER_SETTING_PRINTSPEED3 • EPOS2_PRINTER_SETTING_PRINTSPEED4 • EPOS2_PRINTER_SETTING_PRINTSPEED5 • EPOS2_PRINTER_SETTING_PRINTSPEED6 • EPOS2_PRINTER_SETTING_PRINTSPEED7 • EPOS2_PRINTER_SETTING_PRINTSPEED8 • EPOS2_PRINTER_SETTING_PRINTSPEED9 • EPOS2_PRINTER_SETTING_PRINTSPEED10 • EPOS2_PRINTER_SETTING_PRINTSPEED11 • EPOS2_PRINTER_SETTING_PRINTSPEED12 • EPOS2_PRINTER_SETTING_PRINTSPEED13 • EPOS2_PRINTER_SETTING_PRINTSPEED14
delegate	-

- downloadFirmwareList

Parameter	Specificable Setting Value
printerModel	<ul style="list-style-type: none"> • TM-T88VI-iHUB
option	<ul style="list-style-type: none"> • -A • -B
delegate	-

Epos2LineDisplay Class

- initWithDisplayModel

Parameter	Specificable Setting Value
displaySeries	<ul style="list-style-type: none"> • EPOS2_DM_D110 • EPOS2_DM_D30 • EPOS2_DM_D70

- addText

Parameter	Specificable Setting Value
data	-
lang	<ul style="list-style-type: none"> • EPOS2_LANG_EN (default) • EPOS2_LANG_JA • EPOS2_PARAM_DEFAULT • EPOS2_PARAM_UNUSE
x	<ul style="list-style-type: none"> • Integer from 1 to 44 • EPOS2_PARAM_UNUSE
y	<ul style="list-style-type: none"> • Integer from 1 to 19 • EPOS2_PARAM_UNUSE

TM-U220-i**Printer Specifications**

Item	76mm Specification	69.5mm Specification	57.5mm Specification
Amount of initial feed	12 dots		

APIs for which restricted parameter setting values can be specified**Epos2Printer Class**

- initWithPrinterSeries

Parameter	Specifiable Setting Value
printerSeries	<ul style="list-style-type: none"> • EPOS2_TM_U220
lang	<ul style="list-style-type: none"> • EPOS2_MODEL_ANK • EPOS2_MODEL_CHINESE • EPOS2_MODEL_TAIWAN • EPOS2_MODEL_KOREAN • EPOS2_MODEL_THAI

- addTextLang

Parameter	Specifiable Setting Value
lang	<ul style="list-style-type: none"> • EPOS2_LANG_EN (default) • EPOS2_LANG_JA • EPOS2_LANG_ZH_CN • EPOS2_LANG_ZH_TW • EPOS2_LANG_KO • EPOS2_LANG_TH • EPOS2_LANG_VI • EPOS2_PARAM_DEFAULT

- addTextFont

Parameter	Specifiable Setting Value
font	<ul style="list-style-type: none"> • EPOS2_FONT_A (default) • EPOS2_FONT_B • EPOS2_PARAM_DEFAULT

- addTextStyle

Parameter	Specifiable Setting Value
reverse	<ul style="list-style-type: none"> • EPOS2_TRUE • EPOS2_FALSE (default) • EPOS2_PARAM_UNSPECIFIED • EPOS2_PARAM_DEFAULT
ul	<ul style="list-style-type: none"> • EPOS2_TRUE • EPOS2_FALSE (default) • EPOS2_PARAM_UNSPECIFIED • EPOS2_PARAM_DEFAULT
em	<ul style="list-style-type: none"> • EPOS2_TRUE • EPOS2_FALSE (default) • EPOS2_PARAM_UNSPECIFIED • EPOS2_PARAM_DEFAULT
color	<ul style="list-style-type: none"> • EPOS2_COLOR_1 (default) • EPOS2_COLOR_2 • EPOS2_PARAM_UNSPECIFIED • EPOS2_PARAM_DEFAULT

- addImage

Parameter	Specifiable Setting Value
data	-
x	<ul style="list-style-type: none"> • Integer from 0 to 65534
y	<ul style="list-style-type: none"> • Integer from 0 to 65534
width	<ul style="list-style-type: none"> • Integer from 1 to 65535
height	<ul style="list-style-type: none"> • Integer from 1 to 65535
color	<ul style="list-style-type: none"> • EPOS2_COLOR_1 • EPOS2_COLOR_2 • EPOS2_PARAM_DEFAULT
mode	<ul style="list-style-type: none"> • EPOS2_MODE_MONO • EPOS2_MODE_MONO_HIGH_DENSITY • EPOS2_PARAM_DEFAULT
halftone	<ul style="list-style-type: none"> • EPOS2_HALFTONE_DITHER • EPOS2_HALFTONE_ERROR_DIFFUSION • EPOS2_HALFTONE_THRESHOLD • EPOS2_PARAM_DEFAULT
brightness	<ul style="list-style-type: none"> • Real number from 0.1 to 10.0 • EPOS2_PARAM_DEFAULT

Parameter	Specifiable Setting Value
compress	<ul style="list-style-type: none"> • EPOS2_COMPRESS_DEFLATE • EPOS2_COMPRESS_NONE • EPOS2_COMPRESS_AUTO • EPOS2_PARAM_DEFAULT

- addCut

Parameter	Specifiable Setting Value
type	<ul style="list-style-type: none"> • EPOS2_CUT_FEED • EPOS2_CUT_NO_FEED • EPOS2_PARAM_DEFAULT

Epos2LineDisplay Class

- initWithDisplayModel

Parameter	Specifiable Setting Value
displaySeries	<ul style="list-style-type: none"> • EPOS2_DM_D110

- addText

Parameter	Specifiable Setting Value
data	-
lang	<ul style="list-style-type: none"> • EPOS2_LANG_EN (default) • EPOS2_LANG_JA • EPOS2_PARAM_DEFAULT
x	<ul style="list-style-type: none"> • Integer from 1 to 44
y	<ul style="list-style-type: none"> • Integer from 1 to 19

TM-U220IIB-i**Printer Specifications**

Item	76mm Specification	69.5mm Specification	57.5mm Specification
Amount of initial feed	12 dots		

APIs for which restricted parameter setting values can be specified**Epos2Printer Class**

- initWithPrinterSeries

Parameter	Specifiable Setting Value
printerSeries	<ul style="list-style-type: none"> • EPOS2_TM_U220II
lang	<ul style="list-style-type: none"> • EPOS2_MODEL_ANK • EPOS2_MODEL_CHINESE • EPOS2_MODEL_TAIWAN • EPOS2_MODEL_KOREAN • EPOS2_MODEL_THAI

- addTextLang

Parameter	Specifiable Setting Value
lang	<ul style="list-style-type: none"> • EPOS2_LANG_EN (default) • EPOS2_LANG_JA • EPOS2_LANG_ZH_CN • EPOS2_LANG_ZH_TW • EPOS2_LANG_KO • EPOS2_LANG_TH • EPOS2_LANG_VI • EPOS2_PARAM_DEFAULT

- addTextFont

Parameter	Specifiable Setting Value
font	<ul style="list-style-type: none"> • EPOS2_FONT_A (default) • EPOS2_FONT_B • EPOS2_PARAM_DEFAULT

- addTextStyle

Parameter	Specifiable Setting Value
reverse	<ul style="list-style-type: none"> • EPOS2_TRUE • EPOS2_FALSE (default) • EPOS2_PARAM_UNSPECIFIED • EPOS2_PARAM_DEFAULT
ul	<ul style="list-style-type: none"> • EPOS2_TRUE • EPOS2_FALSE (default) • EPOS2_PARAM_UNSPECIFIED • EPOS2_PARAM_DEFAULT
em	<ul style="list-style-type: none"> • EPOS2_TRUE • EPOS2_FALSE (default) • EPOS2_PARAM_UNSPECIFIED • EPOS2_PARAM_DEFAULT
color	<ul style="list-style-type: none"> • EPOS2_COLOR_1 (default) • EPOS2_COLOR_2 • EPOS2_PARAM_UNSPECIFIED • EPOS2_PARAM_DEFAULT

- addImage

Parameter	Specifiable Setting Value
data	-
x	<ul style="list-style-type: none"> • Integer from 0 to 65534
y	<ul style="list-style-type: none"> • Integer from 0 to 65534
width	<ul style="list-style-type: none"> • Integer from 1 to 65535
height	<ul style="list-style-type: none"> • Integer from 1 to 65535
color	<ul style="list-style-type: none"> • EPOS2_COLOR_1 • EPOS2_COLOR_2 • EPOS2_PARAM_DEFAULT
mode	<ul style="list-style-type: none"> • EPOS2_MODE_MONO • EPOS2_MODE_MONO_HIGH_DENSITY • EPOS2_PARAM_DEFAULT
halftone	<ul style="list-style-type: none"> • EPOS2_HALFTONE_DITHER • EPOS2_HALFTONE_ERROR_DIFFUSION • EPOS2_HALFTONE_THRESHOLD • EPOS2_PARAM_DEFAULT
brightness	<ul style="list-style-type: none"> • Real number from 0.1 to 10.0 • EPOS2_PARAM_DEFAULT

Parameter	Specifiable Setting Value
compress	<ul style="list-style-type: none"> EPOS2_COMPRESS_DEFLATE EPOS2_COMPRESS_NONE EPOS2_COMPRESS_AUTO EPOS2_PARAM_DEFAULT

- addCut

Parameter	Specifiable Setting Value
type	<ul style="list-style-type: none"> EPOS2_CUT_FEED EPOS2_CUT_NO_FEED EPOS2_PARAM_DEFAULT

- addSound

Parameter	Specifiable Setting Value
pattern	<ul style="list-style-type: none"> EPOS2_PATTERN_NONE EPOS2_PATTERN_A EPOS2_PATTERN_B EPOS2_PATTERN_C EPOS2_PATTERN_D EPOS2_PATTERN_E EPOS2_PATTERN_ERROR EPOS2_PATTERN_PAPER_EMPTY EPOS2_PARAM_DEFAULT
repeat	<ul style="list-style-type: none"> 0 1 to 255 EPOS2_PARAM_DEFAULT
cycle	<ul style="list-style-type: none"> 1000 to 25500 EPOS2_PARAM_DEFAULT

Epos2LineDisplay Class

- initWithDisplayModel

Parameter	Specifiable Setting Value
displaySeries	<ul style="list-style-type: none"> EPOS2_DM_D110

- addText

Parameter	Specifiable Setting Value
data	-
lang	<ul style="list-style-type: none"> EPOS2_LANG_EN (default) EPOS2_LANG_JA EPOS2_PARAM_DEFAULT
x	<ul style="list-style-type: none"> Integer from 1 to 44

Parameter	Specifiable Setting Value
y	<ul style="list-style-type: none">Integer from 1 to 19

TM-T70II-DT**Printer Specifications**

Item		58mm Specification	80mm Specification
Amount of initial feed		30 dots	
Initial page mode area	ANK model	416 x 1662 dots	512 x 1662 dots
	Multiple languages model	416 x 1662 dots	576 x 1662 dots
Maximum page mode area	ANK model	416 x 1662 dots	512 x 1662 dots
	Multiple languages model	416 x 1662 dots	576 x 1662 dots
Baseline of Font A		21 dots from the top of the character	
Baseline of Font B		16 dots from the top of the character	

APIs for which restricted parameter setting values can be specified**Epos2Printer Class**

- initWithPrinterSeries

Parameter	Specificable Setting Value
printerSeries	<ul style="list-style-type: none"> • EPOS2_TM_T70
lang	<ul style="list-style-type: none"> • EPOS2_MODEL_ANK • EPOS2_MODEL_CHINESE • EPOS2_MODEL_TAIWAN • EPOS2_MODEL_SOUTHASIA

- addTextLang

Parameter	Specificable Setting Value
lang	<ul style="list-style-type: none"> • EPOS2_LANG_EN (default) • EPOS2_LANG_JA • EPOS2_LANG_ZH_CN • EPOS2_LANG_ZH_TW • EPOS2_LANG_KO • EPOS2_LANG_TH • EPOS2_LANG_VI • EPOS2_PARAM_DEFAULT

- addTextFont

Parameter	Specifiable Setting Value
font	<ul style="list-style-type: none"> • EPOS2_FONT_A (default) • EPOS2_FONT_B • EPOS2_PARAM_DEFAULT

- addTextStyle

Parameter	Specifiable Setting Value
reverse	<ul style="list-style-type: none"> • EPOS2_TRUE • EPOS2_FALSE (default) • EPOS2_PARAM_UNSPECIFIED • EPOS2_PARAM_DEFAULT
ul	<ul style="list-style-type: none"> • EPOS2_TRUE • EPOS2_FALSE (default) • EPOS2_PARAM_UNSPECIFIED • EPOS2_PARAM_DEFAULT
em	<ul style="list-style-type: none"> • EPOS2_TRUE • EPOS2_FALSE (default) • EPOS2_PARAM_UNSPECIFIED • EPOS2_PARAM_DEFAULT
color	<ul style="list-style-type: none"> • EPOS2_COLOR_1 (default) • EPOS2_PARAM_UNSPECIFIED • EPOS2_PARAM_DEFAULT

- addImage

Parameter	Specifiable Setting Value
data	-
x	<ul style="list-style-type: none"> • Integer from 0 to 65534
y	<ul style="list-style-type: none"> • Integer from 0 to 65534
width	<ul style="list-style-type: none"> • Integer from 1 to 65535
height	<ul style="list-style-type: none"> • Integer from 1 to 65535
color	<ul style="list-style-type: none"> • EPOS2_COLOR_1 • EPOS2_PARAM_DEFAULT
mode	<ul style="list-style-type: none"> • EPOS2_MODE_MONO • EPOS2_MODE_GRAY16 • EPOS2_MODE_MONO_HIGH_DENSITY • EPOS2_PARAM_DEFAULT

Parameter	Specifiable Setting Value
halftone	<ul style="list-style-type: none"> • EPOS2_HALFTONE_DITHER • EPOS2_HALFTONE_ERROR_DIFFUSION • EPOS2_HALFTONE_THRESHOLD • EPOS2_PARAM_DEFAULT
brightness	<ul style="list-style-type: none"> • Real number from 0.1 to 10.0 • EPOS2_PARAM_DEFAULT
compress	<ul style="list-style-type: none"> • EPOS2_COMPRESS_DEFLATE • EPOS2_COMPRESS_NONE • EPOS2_COMPRESS_AUTO • EPOS2_PARAM_DEFAULT

- addBarcode

Parameter	Specifiable Setting Value
data	-
type	<ul style="list-style-type: none"> • EPOS2_BARCODE_UPC_A • EPOS2_BARCODE_UPC_E • EPOS2_BARCODE_EAN13 • EPOS2_BARCODE_JAN13 • EPOS2_BARCODE_EAN8 • EPOS2_BARCODE_JAN8 • EPOS2_BARCODE_CODE39 • EPOS2_BARCODE_ITF • EPOS2_BARCODE_CODABAR • EPOS2_BARCODE_CODE93 • EPOS2_BARCODE_CODE128 • EPOS2_BARCODE_GS1_128 • EPOS2_BARCODE_GS1_DATABAR_OMNIDIRECTIONAL • EPOS2_BARCODE_GS1_DATABAR_TRUNCATED • EPOS2_BARCODE_GS1_DATABAR_LIMITED • EPOS2_BARCODE_GS1_DATABAR_EXPANDED
hri	<ul style="list-style-type: none"> • EPOS2_HRI_NONE (default) • EPOS2_HRI_ABOVE • EPOS2_HRI_BELOW • EPOS2_HRI_BOTH • EPOS2_PARAM_DEFAULT • EPOS2_PARAM_UNSPECIFIED
font	<ul style="list-style-type: none"> • EPOS2_FONT_A (default) • EPOS2_FONT_B • EPOS2_PARAM_DEFAULT • EPOS2_PARAM_UNSPECIFIED

Parameter	Specifiable Setting Value
width	<ul style="list-style-type: none"> Integer from 2 to 6 EPOS2_PARAM_UNSPECIFIED
height	<ul style="list-style-type: none"> Integer from 1 to 255 EPOS2_PARAM_UNSPECIFIED

- addSymbol

Parameter	Specifiable Setting Value
data	-
type	<ul style="list-style-type: none"> EPOS2_SYMBOL_PDF417_STANDARD EPOS2_SYMBOL_PDF417_TRUNCATED EPOS2_SYMBOL_QRCODE_MODEL_1 EPOS2_SYMBOL_QRCODE_MODEL_2 EPOS2_SYMBOL_MAXICODE_MODE_2 EPOS2_SYMBOL_MAXICODE_MODE_3 EPOS2_SYMBOL_MAXICODE_MODE_4 EPOS2_SYMBOL_MAXICODE_MODE_5 EPOS2_SYMBOL_MAXICODE_MODE_6 EPOS2_SYMBOL_GS1_DATABAR_STACKED EPOS2_SYMBOL_GS1_DATABAR_STACKED_OMNIDIRECTIONAL EPOS2_SYMBOL_GS1_DATABAR_EXPANDED_STACKED
level	<ul style="list-style-type: none"> EPOS2_LEVEL_0 EPOS2_LEVEL_1 EPOS2_LEVEL_2 EPOS2_LEVEL_3 EPOS2_LEVEL_4 EPOS2_LEVEL_5 EPOS2_LEVEL_6 EPOS2_LEVEL_7 EPOS2_LEVEL_8 EPOS2_LEVEL_L EPOS2_LEVEL_M EPOS2_LEVEL_Q EPOS2_LEVEL_H EPOS2_PARAM_DEFAULT EPOS2_PARAM_UNSPECIFIED

- addCut

Parameter	Specifiable Setting Value
type	<ul style="list-style-type: none"> EPOS2_CUT_FEED EPOS2_CUT_NO_FEED EPOS2_PARAM_DEFAULT

- addSound

Parameter	Specifiable Setting Value
pattern	<ul style="list-style-type: none"> • EPOS2_PATTERN_NONE • EPOS2_PATTERN_A • EPOS2_PATTERN_B • EPOS2_PATTERN_C • EPOS2_PATTERN_D • EPOS2_PATTERN_E • EPOS2_PATTERN_ERROR • EPOS2_PATTERN_PAPER_EMPTY • EPOS2_PARAM_DEFAULT
repeat	<ul style="list-style-type: none"> • 0 • 1 to 255 • EPOS2_PARAM_DEFAULT

Epos2LineDisplay Class

- initWithDisplayModel

Parameter	Specifiable Setting Value
displaySeries	<ul style="list-style-type: none"> • EPOS2_DM_D110 • EPOS2_DM_D30

- addText

Parameter	Specifiable Setting Value
data	-
lang	<ul style="list-style-type: none"> • EPOS2_LANG_EN (default) • EPOS2_LANG_JA • EPOS2_PARAM_DEFAULT
x	<ul style="list-style-type: none"> • Integer from 1 to 44
y	<ul style="list-style-type: none"> • Integer from 1 to 19

TM-T70II-DT2**Printer Specifications**

Item		58mm Specification	80mm Specification
Amount of initial feed		30 dots	
Initial page mode area	ANK model	416 x 1662 dots	512 x 1662 dots
	Multiple languages model	416 x 1662 dots	576 x 1662 dots
Maximum page mode area	ANK model	416 x 1662 dots	512 x 1662 dots
	Multiple languages model	416 x 1662 dots	576 x 1662 dots
Baseline of Font A		21 dots from the top of the character	
Baseline of Font B		16 dots from the top of the character	

APIs for which restricted parameter setting values can be specified**Epos2Printer Class**

- initWithPrinterSeries

Parameter	Specificable Setting Value
printerSeries	<ul style="list-style-type: none"> • EPOS2_TM_T70
lang	<ul style="list-style-type: none"> • EPOS2_MODEL_ANK • EPOS2_MODEL_CHINESE • EPOS2_MODEL_TAIWAN • EPOS2_MODEL_SOUTHASIA

- addTextLang

Parameter	Specificable Setting Value
lang	<ul style="list-style-type: none"> • EPOS2_LANG_EN (default) • EPOS2_LANG_JA • EPOS2_LANG_ZH_CN • EPOS2_LANG_ZH_TW • EPOS2_LANG_KO • EPOS2_LANG_TH • EPOS2_LANG_VI • EPOS2_PARAM_DEFAULT

- addTextFont

Parameter	Specifiable Setting Value
font	<ul style="list-style-type: none"> • EPOS2_FONT_A (default) • EPOS2_FONT_B • EPOS2_PARAM_DEFAULT

- addTextStyle

Parameter	Specifiable Setting Value
reverse	<ul style="list-style-type: none"> • EPOS2_TRUE • EPOS2_FALSE (default) • EPOS2_PARAM_UNSPECIFIED • EPOS2_PARAM_DEFAULT
ul	<ul style="list-style-type: none"> • EPOS2_TRUE • EPOS2_FALSE (default) • EPOS2_PARAM_UNSPECIFIED • EPOS2_PARAM_DEFAULT
em	<ul style="list-style-type: none"> • EPOS2_TRUE • EPOS2_FALSE (default) • EPOS2_PARAM_UNSPECIFIED • EPOS2_PARAM_DEFAULT
color	<ul style="list-style-type: none"> • EPOS2_COLOR_1 (default) • EPOS2_PARAM_UNSPECIFIED • EPOS2_PARAM_DEFAULT

- addImage

Parameter	Specifiable Setting Value
data	-
x	<ul style="list-style-type: none"> • Integer from 0 to 65534
y	<ul style="list-style-type: none"> • Integer from 0 to 65534
width	<ul style="list-style-type: none"> • Integer from 1 to 65535
height	<ul style="list-style-type: none"> • Integer from 1 to 65535
color	<ul style="list-style-type: none"> • EPOS2_COLOR_1 • EPOS2_PARAM_DEFAULT
mode	<ul style="list-style-type: none"> • EPOS2_MODE_MONO • EPOS2_MODE_GRAY16 • EPOS2_MODE_MONO_HIGH_DENSITY • EPOS2_PARAM_DEFAULT

Parameter	Specifiable Setting Value
halftone	<ul style="list-style-type: none"> • EPOS2_HALFTONE_DITHER • EPOS2_HALFTONE_ERROR_DIFFUSION • EPOS2_HALFTONE_THRESHOLD • EPOS2_PARAM_DEFAULT
brightness	<ul style="list-style-type: none"> • Real number from 0.1 to 10.0 • EPOS2_PARAM_DEFAULT
compress	<ul style="list-style-type: none"> • EPOS2_COMPRESS_DEFLATE • EPOS2_COMPRESS_NONE • EPOS2_COMPRESS_AUTO • EPOS2_PARAM_DEFAULT

- addBarcode

Parameter	Specifiable Setting Value
data	-
type	<ul style="list-style-type: none"> • EPOS2_BARCODE_UPC_A • EPOS2_BARCODE_UPC_E • EPOS2_BARCODE_EAN13 • EPOS2_BARCODE_JAN13 • EPOS2_BARCODE_EAN8 • EPOS2_BARCODE_JAN8 • EPOS2_BARCODE_CODE39 • EPOS2_BARCODE_ITF • EPOS2_BARCODE_CODABAR • EPOS2_BARCODE_CODE93 • EPOS2_BARCODE_CODE128 • EPOS2_BARCODE_GS1_128 • EPOS2_BARCODE_GS1_DATABAR_OMNIDIRECTIONAL • EPOS2_BARCODE_GS1_DATABAR_TRUNCATED • EPOS2_BARCODE_GS1_DATABAR_LIMITED • EPOS2_BARCODE_GS1_DATABAR_EXPANDED
hri	<ul style="list-style-type: none"> • EPOS2_HRI_NONE (default) • EPOS2_HRI_ABOVE • EPOS2_HRI_BELOW • EPOS2_HRI_BOTH • EPOS2_PARAM_DEFAULT • EPOS2_PARAM_UNSPECIFIED
font	<ul style="list-style-type: none"> • EPOS2_FONT_A (default) • EPOS2_FONT_B • EPOS2_PARAM_DEFAULT • EPOS2_PARAM_UNSPECIFIED

Parameter	Specifiable Setting Value
width	<ul style="list-style-type: none"> Integer from 2 to 6 EPOS2_PARAM_UNSPECIFIED
height	<ul style="list-style-type: none"> Integer from 1 to 255 EPOS2_PARAM_UNSPECIFIED

- addSymbol

Parameter	Specifiable Setting Value
data	-
type	<ul style="list-style-type: none"> EPOS2_SYMBOL_PDF417_STANDARD EPOS2_SYMBOL_PDF417_TRUNCATED EPOS2_SYMBOL_QRCODE_MODEL_1 EPOS2_SYMBOL_QRCODE_MODEL_2 EPOS2_SYMBOL_MAXICODE_MODE_2 EPOS2_SYMBOL_MAXICODE_MODE_3 EPOS2_SYMBOL_MAXICODE_MODE_4 EPOS2_SYMBOL_MAXICODE_MODE_5 EPOS2_SYMBOL_MAXICODE_MODE_6 EPOS2_SYMBOL_GS1_DATABAR_STACKED EPOS2_SYMBOL_GS1_DATABAR_STACKED_OMNIDIRECTIONAL EPOS2_SYMBOL_GS1_DATABAR_EXPANDED_STACKED
level	<ul style="list-style-type: none"> EPOS2_LEVEL_0 EPOS2_LEVEL_1 EPOS2_LEVEL_2 EPOS2_LEVEL_3 EPOS2_LEVEL_4 EPOS2_LEVEL_5 EPOS2_LEVEL_6 EPOS2_LEVEL_7 EPOS2_LEVEL_8 EPOS2_LEVEL_L EPOS2_LEVEL_M EPOS2_LEVEL_Q EPOS2_LEVEL_H EPOS2_PARAM_DEFAULT EPOS2_PARAM_UNSPECIFIED

- addCut

Parameter	Specifiable Setting Value
type	<ul style="list-style-type: none"> EPOS2_CUT_FEED EPOS2_CUT_NO_FEED EPOS2_PARAM_DEFAULT

- addSound

Parameter	Specifiable Setting Value
pattern	<ul style="list-style-type: none"> • EPOS2_PATTERN_NONE • EPOS2_PATTERN_A • EPOS2_PATTERN_B • EPOS2_PATTERN_C • EPOS2_PATTERN_D • EPOS2_PATTERN_E • EPOS2_PATTERN_ERROR • EPOS2_PATTERN_PAPER_EMPTY • EPOS2_PARAM_DEFAULT
repeat	<ul style="list-style-type: none"> • 0 • 1 to 255 • EPOS2_PARAM_DEFAULT

Epos2LineDisplay Class

- initWithDisplayModel

Parameter	Specifiable Setting Value
displaySeries	<ul style="list-style-type: none"> • EPOS2_DM_D110 • EPOS2_DM_D30 • EPOS2_DM_D70

- addText

Parameter	Specifiable Setting Value
data	-
lang	<ul style="list-style-type: none"> • EPOS2_LANG_EN (default) • EPOS2_LANG_JA • EPOS2_PARAM_DEFAULT • EPOS2_PARAM_UNUSE
x	<ul style="list-style-type: none"> • Integer from 1 to 44 • EPOS2_PARAM_UNUSE
y	<ul style="list-style-type: none"> • Integer from 1 to 19 • EPOS2_PARAM_UNUSE
r	<ul style="list-style-type: none"> • Integer from 0 to 255 • EPOS2_PARAM_UNUSE
g	<ul style="list-style-type: none"> • Integer from 0 to 255 • EPOS2_PARAM_UNUSE
b	<ul style="list-style-type: none"> • Integer from 0 to 255 • EPOS2_PARAM_UNUSE

TM-T88V-DT**Printer Specifications**

Item		58mm Specification	80mm Specification
Amount of initial feed		30 dots	
Initial page mode area		360 x 831 dots	512 x 831 dots
Maximum page mode area		360 x 1662 dots	512 x 1662 dots
Baseline of Font A		21 dots from the top of the character	
Baseline of Font B	ANK	16 dots from the top of the character	
	Chinese characters	15 dots from the top of the character	

APIs for which restricted parameter setting values can be specified**Epos2Printer Class**

- initWithPrinterSeries

Parameter	Specificable Setting Value
printerSeries	<ul style="list-style-type: none"> • EPOS2_TM_T88
lang	<ul style="list-style-type: none"> • EPOS2_MODEL_ANK • EPOS2_MODEL_CHINESE • EPOS2_MODEL_TAIWAN • EPOS2_MODEL_KOREAN • EPOS2_MODEL_SOUTHASIA

- addTextLang

Parameter	Specificable Setting Value
lang	<ul style="list-style-type: none"> • EPOS2_LANG_EN (default) • EPOS2_LANG_JA • EPOS2_LANG_ZH_CN • EPOS2_LANG_ZH_TW • EPOS2_LANG_KO • EPOS2_LANG_TH • EPOS2_LANG_VI • EPOS2_PARAM_DEFAULT

- addTextFont

Parameter	Specificable Setting Value
font	<ul style="list-style-type: none"> • EPOS2_FONT_A (default) • EPOS2_FONT_B • EPOS2_PARAM_DEFAULT

- addTextStyle

Parameter	Specificable Setting Value
reverse	<ul style="list-style-type: none"> • EPOS2_TRUE • EPOS2_FALSE (default) • EPOS2_PARAM_UNSPECIFIED • EPOS2_PARAM_DEFAULT
ul	<ul style="list-style-type: none"> • EPOS2_TRUE • EPOS2_FALSE (default) • EPOS2_PARAM_UNSPECIFIED • EPOS2_PARAM_DEFAULT
em	<ul style="list-style-type: none"> • EPOS2_TRUE • EPOS2_FALSE (default) • EPOS2_PARAM_UNSPECIFIED • EPOS2_PARAM_DEFAULT
color	<ul style="list-style-type: none"> • EPOS2_COLOR_1 (default) • EPOS2_PARAM_UNSPECIFIED • EPOS2_PARAM_DEFAULT

- addImage

Parameter	Specificable Setting Value
data	-
x	<ul style="list-style-type: none"> • Integer from 0 to 65534
y	<ul style="list-style-type: none"> • Integer from 0 to 65534
width	<ul style="list-style-type: none"> • Integer from 1 to 65535
height	<ul style="list-style-type: none"> • Integer from 1 to 65535
color	<ul style="list-style-type: none"> • EPOS2_COLOR_1 • EPOS2_PARAM_DEFAULT
mode	<ul style="list-style-type: none"> • EPOS2_MODE_MONO • EPOS2_MODE_GRAY16 • EPOS2_MODE_MONO_HIGH_DENSITY • EPOS2_PARAM_DEFAULT
halftone	<ul style="list-style-type: none"> • EPOS2_HALFTONE_DITHER • EPOS2_HALFTONE_ERROR_DIFFUSION • EPOS2_HALFTONE_THRESHOLD • EPOS2_PARAM_DEFAULT
brightness	<ul style="list-style-type: none"> • Real number from 0.1 to 10.0 • EPOS2_PARAM_DEFAULT

Parameter	Specifiable Setting Value
compress	<ul style="list-style-type: none"> • EPOS2_COMPRESS_DEFLATE • EPOS2_COMPRESS_NONE • EPOS2_COMPRESS_AUTO • EPOS2_PARAM_DEFAULT

- addBarcode

Parameter	Specifiable Setting Value
data	-
type	<ul style="list-style-type: none"> • EPOS2_BARCODE_UPC_A • EPOS2_BARCODE_UPC_E • EPOS2_BARCODE_EAN13 • EPOS2_BARCODE_JAN13 • EPOS2_BARCODE_EAN8 • EPOS2_BARCODE_JAN8 • EPOS2_BARCODE_CODE39 • EPOS2_BARCODE_ITF • EPOS2_BARCODE_CODABAR • EPOS2_BARCODE_CODE93 • EPOS2_BARCODE_CODE128 • EPOS2_BARCODE_GS1_128 • EPOS2_BARCODE_GS1_DATABAR_OMNIDIRECTIONAL • EPOS2_BARCODE_GS1_DATABAR_TRUNCATED • EPOS2_BARCODE_GS1_DATABAR_LIMITED • EPOS2_BARCODE_GS1_DATABAR_EXPANDED
hri	<ul style="list-style-type: none"> • EPOS2_HRI_NONE (default) • EPOS2_HRI_ABOVE • EPOS2_HRI_BELOW • EPOS2_HRI_BOTH • EPOS2_PARAM_DEFAULT • EPOS2_PARAM_UNSPECIFIED
font	<ul style="list-style-type: none"> • EPOS2_FONT_A (default) • EPOS2_FONT_B • EPOS2_PARAM_DEFAULT • EPOS2_PARAM_UNSPECIFIED
width	<ul style="list-style-type: none"> • Integer from 2 to 6 • EPOS2_PARAM_UNSPECIFIED
height	<ul style="list-style-type: none"> • Integer from 1 to 255 • EPOS2_PARAM_UNSPECIFIED

- addSymbol

Parameter	Specifiable Setting Value
data	-
type	<ul style="list-style-type: none"> • EPOS2_SYMBOL_PDF417_STANDARD • EPOS2_SYMBOL_PDF417_TRUNCATED • EPOS2_SYMBOL_QRCODE_MODEL_1 • EPOS2_SYMBOL_QRCODE_MODEL_2 • EPOS2_SYMBOL_MAXICODE_MODE_2 • EPOS2_SYMBOL_MAXICODE_MODE_3 • EPOS2_SYMBOL_MAXICODE_MODE_4 • EPOS2_SYMBOL_MAXICODE_MODE_5 • EPOS2_SYMBOL_MAXICODE_MODE_6 • EPOS2_SYMBOL_GS1_DATABAR_STACKED • EPOS2_SYMBOL_GS1_DATABAR_STACKED_OMNIDIRECTIONAL • EPOS2_SYMBOL_GS1_DATABAR_EXPANDED_STACKED
level	<ul style="list-style-type: none"> • EPOS2_LEVEL_0 • EPOS2_LEVEL_1 • EPOS2_LEVEL_2 • EPOS2_LEVEL_3 • EPOS2_LEVEL_4 • EPOS2_LEVEL_5 • EPOS2_LEVEL_6 • EPOS2_LEVEL_7 • EPOS2_LEVEL_8 • EPOS2_LEVEL_L • EPOS2_LEVEL_M • EPOS2_LEVEL_Q • EPOS2_LEVEL_H • EPOS2_PARAM_DEFAULT • EPOS2_PARAM_UNSPECIFIED

- addCut

Parameter	Specifiable Setting Value
type	<ul style="list-style-type: none"> • EPOS2_CUT_FEED • EPOS2_CUT_NO_FEED • EPOS2_PARAM_DEFAULT

- addSound

Parameter	Specifiable Setting Value
pattern	<ul style="list-style-type: none"> • EPOS2_PATTERN_NONE • EPOS2_PATTERN_A • EPOS2_PATTERN_B • EPOS2_PATTERN_C • EPOS2_PATTERN_D • EPOS2_PATTERN_E • EPOS2_PATTERN_ERROR • EPOS2_PATTERN_PAPER_EMPTY • EPOS2_PARAM_DEFAULT
repeat	<ul style="list-style-type: none"> • 0 • 1 to 255 • EPOS2_PARAM_DEFAULT

Epos2LineDisplay Class

- initWithDisplayModel

Parameter	Specifiable Setting Value
displaySeries	<ul style="list-style-type: none"> • EPOS2_DM_D110 • EPOS2_DM_D30

- addText

Parameter	Specifiable Setting Value
data	-
lang	<ul style="list-style-type: none"> • EPOS2_LANG_EN (default) • EPOS2_LANG_JA • EPOS2_PARAM_DEFAULT
x	<ul style="list-style-type: none"> • Integer from 1 to 44
y	<ul style="list-style-type: none"> • Integer from 1 to 19

TM-T88VI-DT2**Printer Specifications**

Item		58mm Specification	80mm Specification
Amount of initial feed		30 dots	
Initial page mode area		360 x 831 dots	512 x 831 dots
Maximum page mode area		360 x 1662 dots	512 x 1662 dots
Baseline of Font A		21 dots from the top of the character	
Baseline of Font B	ANK	16 dots from the top of the character	
	Chinese characters	15 dots from the top of the character	

APIs for which restricted parameter setting values can be specified**Epos2Printer Class**

- initWithPrinterSeries

Parameter	Specificable Setting Value
printerSeries	<ul style="list-style-type: none"> • EPOS2_TM_T88
lang	<ul style="list-style-type: none"> • EPOS2_MODEL_ANK • EPOS2_MODEL_CHINESE • EPOS2_MODEL_TAIWAN • EPOS2_MODEL_KOREAN • EPOS2_MODEL_SOUTHASIA

- addTextLang

Parameter	Specificable Setting Value
lang	<ul style="list-style-type: none"> • EPOS2_LANG_EN (default) • EPOS2_LANG_JA • EPOS2_LANG_ZH_CN • EPOS2_LANG_ZH_TW • EPOS2_LANG_KO • EPOS2_LANG_TH • EPOS2_LANG_VI • EPOS2_PARAM_DEFAULT

- addTextFont

Parameter	Specificable Setting Value
font	<ul style="list-style-type: none"> • EPOS2_FONT_A (default) • EPOS2_FONT_B • EPOS2_PARAM_DEFAULT

- addTextStyle

Parameter	Specificable Setting Value
reverse	<ul style="list-style-type: none"> • EPOS2_TRUE • EPOS2_FALSE (default) • EPOS2_PARAM_UNSPECIFIED • EPOS2_PARAM_DEFAULT
ul	<ul style="list-style-type: none"> • EPOS2_TRUE • EPOS2_FALSE (default) • EPOS2_PARAM_UNSPECIFIED • EPOS2_PARAM_DEFAULT
em	<ul style="list-style-type: none"> • EPOS2_TRUE • EPOS2_FALSE (default) • EPOS2_PARAM_UNSPECIFIED • EPOS2_PARAM_DEFAULT
color	<ul style="list-style-type: none"> • EPOS2_COLOR_1 (default) • EPOS2_PARAM_UNSPECIFIED • EPOS2_PARAM_DEFAULT

- addImage

Parameter	Specificable Setting Value
data	-
x	<ul style="list-style-type: none"> • Integer from 0 to 65534
y	<ul style="list-style-type: none"> • Integer from 0 to 65534
width	<ul style="list-style-type: none"> • Integer from 1 to 65535
height	<ul style="list-style-type: none"> • Integer from 1 to 65535
color	<ul style="list-style-type: none"> • EPOS2_COLOR_1 • EPOS2_PARAM_DEFAULT
mode	<ul style="list-style-type: none"> • EPOS2_MODE_MONO • EPOS2_MODE_GRAY16 • EPOS2_MODE_MONO_HIGH_DENSITY • EPOS2_PARAM_DEFAULT
halftone	<ul style="list-style-type: none"> • EPOS2_HALFTONE_DITHER • EPOS2_HALFTONE_ERROR_DIFFUSION • EPOS2_HALFTONE_THRESHOLD • EPOS2_PARAM_DEFAULT
brightness	<ul style="list-style-type: none"> • Real number from 0.1 to 10.0 • EPOS2_PARAM_DEFAULT

Parameter	Specifiable Setting Value
compress	<ul style="list-style-type: none"> • EPOS2_COMPRESS_DEFLATE • EPOS2_COMPRESS_NONE • EPOS2_COMPRESS_AUTO • EPOS2_PARAM_DEFAULT

- addBarcode

Parameter	Specifiable Setting Value
data	-
type	<ul style="list-style-type: none"> • EPOS2_BARCODE_UPC_A • EPOS2_BARCODE_UPC_E • EPOS2_BARCODE_EAN13 • EPOS2_BARCODE_JAN13 • EPOS2_BARCODE_EAN8 • EPOS2_BARCODE_JAN8 • EPOS2_BARCODE_CODE39 • EPOS2_BARCODE_ITF • EPOS2_BARCODE_CODABAR • EPOS2_BARCODE_CODE93 • EPOS2_BARCODE_CODE128 • EPOS2_BARCODE_GS1_128 • EPOS2_BARCODE_GS1_DATABAR_OMNIDIRECTIONAL • EPOS2_BARCODE_GS1_DATABAR_TRUNCATED • EPOS2_BARCODE_GS1_DATABAR_LIMITED • EPOS2_BARCODE_GS1_DATABAR_EXPANDED
hri	<ul style="list-style-type: none"> • EPOS2_HRI_NONE (default) • EPOS2_HRI_ABOVE • EPOS2_HRI_BELOW • EPOS2_HRI_BOTH • EPOS2_PARAM_DEFAULT • EPOS2_PARAM_UNSPECIFIED
font	<ul style="list-style-type: none"> • EPOS2_FONT_A (default) • EPOS2_FONT_B • EPOS2_PARAM_DEFAULT • EPOS2_PARAM_UNSPECIFIED
width	<ul style="list-style-type: none"> • Integer from 2 to 6 • EPOS2_PARAM_UNSPECIFIED
height	<ul style="list-style-type: none"> • Integer from 1 to 255 • EPOS2_PARAM_UNSPECIFIED

- addSymbol

Parameter	Specifiable Setting Value
data	-
type	<ul style="list-style-type: none"> • EPOS2_SYMBOL_PDF417_STANDARD • EPOS2_SYMBOL_PDF417_TRUNCATED • EPOS2_SYMBOL_QRCODE_MODEL_1 • EPOS2_SYMBOL_QRCODE_MODEL_2 • EPOS2_SYMBOL_MAXICODE_MODE_2 • EPOS2_SYMBOL_MAXICODE_MODE_3 • EPOS2_SYMBOL_MAXICODE_MODE_4 • EPOS2_SYMBOL_MAXICODE_MODE_5 • EPOS2_SYMBOL_MAXICODE_MODE_6 • EPOS2_SYMBOL_GS1_DATABAR_STACKED • EPOS2_SYMBOL_GS1_DATABAR_STACKED_OMNIDIRECTIONAL • EPOS2_SYMBOL_GS1_DATABAR_EXPANDED_STACKED • EPOS2_SYMBOL_AZTECCODE_FULLRANGE • EPOS2_SYMBOL_AZTECCODE_COMPACT • EPOS2_SYMBOL_DATAMATRIX_SQUARE • EPOS2_SYMBOL_DATAMATRIX_RECTANGLE_8 • EPOS2_SYMBOL_DATAMATRIX_RECTANGLE_12 • EPOS2_SYMBOL_DATAMATRIX_RECTANGLE_16
level	<ul style="list-style-type: none"> • EPOS2_LEVEL_0 • EPOS2_LEVEL_1 • EPOS2_LEVEL_2 • EPOS2_LEVEL_3 • EPOS2_LEVEL_4 • EPOS2_LEVEL_5 • EPOS2_LEVEL_6 • EPOS2_LEVEL_7 • EPOS2_LEVEL_8 • EPOS2_LEVEL_L • EPOS2_LEVEL_M • EPOS2_LEVEL_Q • EPOS2_LEVEL_H • Integer from 5 to 95 • EPOS2_PARAM_DEFAULT • EPOS2_PARAM_UNSPECIFIED

- addCut

Parameter	Specifiable Setting Value
type	<ul style="list-style-type: none"> • EPOS2_CUT_FEED • EPOS2_CUT_NO_FEED • EPOS2_PARAM_DEFAULT

- addSound

Parameter	Specifiable Setting Value
pattern	<ul style="list-style-type: none"> • EPOS2_PATTERN_NONE • EPOS2_PATTERN_A • EPOS2_PATTERN_B • EPOS2_PATTERN_C • EPOS2_PATTERN_D • EPOS2_PATTERN_E • EPOS2_PATTERN_ERROR • EPOS2_PATTERN_PAPER_EMPTY • EPOS2_PARAM_DEFAULT
repeat	<ul style="list-style-type: none"> • 1 to 255 • EPOS2_PARAM_DEFAULT

Epos2LineDisplay Class

- initWithDisplayModel

Parameter	Specifiable Setting Value
displaySeries	<ul style="list-style-type: none"> • EPOS2_DM_D110 • EPOS2_DM_D30 • EPOS2_DM_D70

- addText

Parameter	Specifiable Setting Value
data	-
lang	<ul style="list-style-type: none"> • EPOS2_LANG_EN (default) • EPOS2_LANG_JA • EPOS2_PARAM_DEFAULT • EPOS2_PARAM_UNUSE
x	<ul style="list-style-type: none"> • Integer from 1 to 44 • EPOS2_PARAM_UNUSE
y	<ul style="list-style-type: none"> • Integer from 1 to 19 • EPOS2_PARAM_UNUSE
r	<ul style="list-style-type: none"> • Integer from 0 to 255 • EPOS2_PARAM_UNUSE

Parameter	Specifiable Setting Value
g	<ul style="list-style-type: none">• Integer from 0 to 255• EPOS2_PARAM_UNUSE
b	<ul style="list-style-type: none">• Integer from 0 to 255• EPOS2_PARAM_UNUSE

TM-H6000IV-DT**Printer Specifications**

Item	58mm Specification	80mm Specification
Amount of initial feed	30 dots	
Initial page mode area	360 x 831 dots	512 x 831 dots
Maximum page mode area	360 x 1662 dots	512 x 1662 dots
Baseline of Font A	21 dots from the top of the character	
Baseline of Font B	16 dots from the top of the character	

APIs for which restricted parameter setting values can be specified**Epos2Printer Class**

- initWithPrinterSeries

Parameter	Specificable Setting Value
printerSeries	<ul style="list-style-type: none"> • EPOS2_TM_H6000
lang	<ul style="list-style-type: none"> • EPOS2_MODEL_CHINESE • EPOS2_MODEL_TAIWAN

- addTextLang

Parameter	Specificable Setting Value
lang	<ul style="list-style-type: none"> • EPOS2_LANG_EN (default) • EPOS2_LANG_JA • EPOS2_LANG_ZH_CN • EPOS2_LANG_ZH_TW • EPOS2_LANG_KO • EPOS2_LANG_TH • EPOS2_LANG_VI • EPOS2_PARAM_DEFAULT

- addTextFont

Parameter	Specificable Setting Value
font	<ul style="list-style-type: none"> • EPOS2_FONT_A (default) • EPOS2_FONT_B • EPOS2_PARAM_DEFAULT

- addTextStyle

Parameter	Specifiable Setting Value
reverse	<ul style="list-style-type: none"> • EPOS2_TRUE • EPOS2_FALSE (default) • EPOS2_PARAM_UNSPECIFIED • EPOS2_PARAM_DEFAULT
ul	<ul style="list-style-type: none"> • EPOS2_TRUE • EPOS2_FALSE (default) • EPOS2_PARAM_UNSPECIFIED • EPOS2_PARAM_DEFAULT
em	<ul style="list-style-type: none"> • EPOS2_TRUE • EPOS2_FALSE (default) • EPOS2_PARAM_UNSPECIFIED • EPOS2_PARAM_DEFAULT
color	<ul style="list-style-type: none"> • EPOS2_COLOR_1 (default) • EPOS2_PARAM_UNSPECIFIED • EPOS2_PARAM_DEFAULT

- addImage

Parameter	Specifiable Setting Value
data	-
x	<ul style="list-style-type: none"> • Integer from 0 to 65534
y	<ul style="list-style-type: none"> • Integer from 0 to 65534
width	<ul style="list-style-type: none"> • Integer from 1 to 65535
height	<ul style="list-style-type: none"> • Integer from 1 to 65535
color	<ul style="list-style-type: none"> • EPOS2_COLOR_1 • EPOS2_PARAM_DEFAULT
mode	<ul style="list-style-type: none"> • EPOS2_MODE_MONO • EPOS2_MODE_GRAY16 • EPOS2_MODE_MONO_HIGH_DENSITY • EPOS2_PARAM_DEFAULT
halftone	<ul style="list-style-type: none"> • EPOS2_HALFTONE_DITHER • EPOS2_HALFTONE_ERROR_DIFFUSION • EPOS2_HALFTONE_THRESHOLD • EPOS2_PARAM_DEFAULT
brightness	<ul style="list-style-type: none"> • Real number from 0.1 to 10.0 • EPOS2_PARAM_DEFAULT

Parameter	Specifiable Setting Value
compress	<ul style="list-style-type: none"> • EPOS2_COMPRESS_DEFLATE • EPOS2_COMPRESS_NONE • EPOS2_COMPRESS_AUTO • EPOS2_PARAM_DEFAULT

- addBarcode

Parameter	Specifiable Setting Value
data	-
type	<ul style="list-style-type: none"> • EPOS2_BARCODE_UPC_A • EPOS2_BARCODE_UPC_E • EPOS2_BARCODE_EAN13 • EPOS2_BARCODE_JAN13 • EPOS2_BARCODE_EAN8 • EPOS2_BARCODE_JAN8 • EPOS2_BARCODE_CODE39 • EPOS2_BARCODE_ITF • EPOS2_BARCODE_CODABAR • EPOS2_BARCODE_CODE93 • EPOS2_BARCODE_CODE128 • EPOS2_BARCODE_GS1_128 • EPOS2_BARCODE_GS1_DATABAR_OMNIDIRECTIONAL • EPOS2_BARCODE_GS1_DATABAR_TRUNCATED • EPOS2_BARCODE_GS1_DATABAR_LIMITED • EPOS2_BARCODE_GS1_DATABAR_EXPANDED
hri	<ul style="list-style-type: none"> • EPOS2_HRI_NONE (default) • EPOS2_HRI_ABOVE • EPOS2_HRI_BELOW • EPOS2_HRI_BOTH • EPOS2_PARAM_DEFAULT • EPOS2_PARAM_UNSPECIFIED
font	<ul style="list-style-type: none"> • EPOS2_FONT_A (default) • EPOS2_FONT_B • EPOS2_PARAM_DEFAULT • EPOS2_PARAM_UNSPECIFIED
width	<ul style="list-style-type: none"> • Integer from 2 to 6 • EPOS2_PARAM_UNSPECIFIED
height	<ul style="list-style-type: none"> • Integer from 1 to 255 • EPOS2_PARAM_UNSPECIFIED

- addSymbol

Parameter	Specifiable Setting Value
data	-
type	<ul style="list-style-type: none"> • EPOS2_SYMBOL_PDF417_STANDARD • EPOS2_SYMBOL_PDF417_TRUNCATED • EPOS2_SYMBOL_QRCODE_MODEL_1 • EPOS2_SYMBOL_QRCODE_MODEL_2 • EPOS2_SYMBOL_MAXICODE_MODE_2 • EPOS2_SYMBOL_MAXICODE_MODE_3 • EPOS2_SYMBOL_MAXICODE_MODE_4 • EPOS2_SYMBOL_MAXICODE_MODE_5 • EPOS2_SYMBOL_MAXICODE_MODE_6 • EPOS2_SYMBOL_GS1_DATABAR_STACKED • EPOS2_SYMBOL_GS1_DATABAR_STACKED_OMNIDIRECTIONAL • EPOS2_SYMBOL_GS1_DATABAR_EXPANDED_STACKED
level	<ul style="list-style-type: none"> • EPOS2_LEVEL_0 • EPOS2_LEVEL_1 • EPOS2_LEVEL_2 • EPOS2_LEVEL_3 • EPOS2_LEVEL_4 • EPOS2_LEVEL_5 • EPOS2_LEVEL_6 • EPOS2_LEVEL_7 • EPOS2_LEVEL_8 • EPOS2_LEVEL_L • EPOS2_LEVEL_M • EPOS2_LEVEL_Q • EPOS2_LEVEL_H • EPOS2_PARAM_DEFAULT • EPOS2_PARAM_UNSPECIFIED

- addCut

Parameter	Specifiable Setting Value
type	<ul style="list-style-type: none"> • EPOS2_CUT_FEED • EPOS2_CUT_NO_FEED • EPOS2_PARAM_DEFAULT

Epos2LineDisplay Class

- initWithDisplayModel

Parameter	Specifiable Setting Value
displaySeries	<ul style="list-style-type: none"> • EPOS2_DM_D110 • EPOS2_DM_D30

- addText

Parameter	Specifiable Setting Value
data	-
lang	<ul style="list-style-type: none"> • EPOS2_LANG_EN (default) • EPOS2_LANG_JA • EPOS2_PARAM_DEFAULT
x	<ul style="list-style-type: none"> • Integer from 1 to 44
y	<ul style="list-style-type: none"> • Integer from 1 to 19

TM-T88IV**Printer Specifications**

Item		58mm Specification	80mm Specification
Amount of initial feed		30 dots	
Initial page mode area	Monochrome printing	360 x 831 dots	512 x 831 dots
	Two-color printing	360 x 415 dots	512 x 415 dots
Maximum page mode area	Monochrome printing	360 x 1662 dots	512 x 1662 dots
	Two-color printing	360 x 831 dots	512 x 831 dots
Baseline of Font A		21 dots from the top of the character	
Baseline of Font B		16 dots from the top of the character	

APIs for which restricted parameter setting values can be specified**Epos2Printer Class**

- initWithPrinterSeries

Parameter	Specifiable Setting Value
printerSeries	<ul style="list-style-type: none"> • EPOS2_TM_T88
lang	<ul style="list-style-type: none"> • EPOS2_MODEL_ANK • EPOS2_MODEL_CHINESE • EPOS2_MODEL_TAIWAN

- addTextLang

Parameter	Specifiable Setting Value
lang	<ul style="list-style-type: none"> • EPOS2_LANG_EN (default) • EPOS2_LANG_JA • EPOS2_LANG_ZH_CN • EPOS2_LANG_ZH_TW • EPOS2_LANG_KO • EPOS2_LANG_TH • EPOS2_LANG_VI • EPOS2_PARAM_DEFAULT

- addTextFont

Parameter	Specificable Setting Value
font	<ul style="list-style-type: none"> • EPOS2_FONT_A (default) • EPOS2_FONT_B • EPOS2_PARAM_DEFAULT

- addTextStyle

Parameter	Specificable Setting Value
reverse	<ul style="list-style-type: none"> • EPOS2_TRUE • EPOS2_FALSE (default) • EPOS2_PARAM_UNSPECIFIED • EPOS2_PARAM_DEFAULT
ul	<ul style="list-style-type: none"> • EPOS2_TRUE • EPOS2_FALSE (default) • EPOS2_PARAM_UNSPECIFIED • EPOS2_PARAM_DEFAULT
em	<ul style="list-style-type: none"> • EPOS2_TRUE • EPOS2_FALSE (default) • EPOS2_PARAM_UNSPECIFIED • EPOS2_PARAM_DEFAULT
color	<ul style="list-style-type: none"> • EPOS2_COLOR_1 (default) • EPOS2_COLOR_2 • EPOS2_PARAM_UNSPECIFIED • EPOS2_PARAM_DEFAULT

- addImage

Parameter	Specificable Setting Value
data	-
x	<ul style="list-style-type: none"> • Integer from 0 to 65534
y	<ul style="list-style-type: none"> • Integer from 0 to 65534
width	<ul style="list-style-type: none"> • Integer from 1 to 65535
height	<ul style="list-style-type: none"> • Integer from 1 to 65535
color	<ul style="list-style-type: none"> • EPOS2_COLOR_1 • EPOS2_COLOR_2 • EPOS2_PARAM_DEFAULT
mode	<ul style="list-style-type: none"> • EPOS2_MODE_MONO • EPOS2_MODE_GRAY16 • EPOS2_MODE_MONO_HIGH_DENSITY • EPOS2_PARAM_DEFAULT

Parameter	Specifiable Setting Value
halftone	<ul style="list-style-type: none"> • EPOS2_HALFTONE_DITHER • EPOS2_HALFTONE_ERROR_DIFFUSION • EPOS2_HALFTONE_THRESHOLD • EPOS2_PARAM_DEFAULT
brightness	<ul style="list-style-type: none"> • Real number from 0.1 to 10.0 • EPOS2_PARAM_DEFAULT
compress	<ul style="list-style-type: none"> • EPOS2_COMPRESS_DEFLATE • EPOS2_COMPRESS_NONE • EPOS2_COMPRESS_AUTO • EPOS2_PARAM_DEFAULT

- addBarcode

Parameter	Specifiable Setting Value
data	-
type	<ul style="list-style-type: none"> • EPOS2_BARCODE_UPC_A • EPOS2_BARCODE_UPC_E • EPOS2_BARCODE_EAN13 • EPOS2_BARCODE_JAN13 • EPOS2_BARCODE_EAN8 • EPOS2_BARCODE_JAN8 • EPOS2_BARCODE_CODE39 • EPOS2_BARCODE_ITF • EPOS2_BARCODE_CODABAR • EPOS2_BARCODE_CODE93 • EPOS2_BARCODE_CODE128
hri	<ul style="list-style-type: none"> • EPOS2_HRI_NONE (default) • EPOS2_HRI_ABOVE • EPOS2_HRI_BELOW • EPOS2_HRI_BOTH • EPOS2_PARAM_DEFAULT • EPOS2_PARAM_UNSPECIFIED
font	<ul style="list-style-type: none"> • EPOS2_FONT_A (default) • EPOS2_FONT_B • EPOS2_PARAM_DEFAULT • EPOS2_PARAM_UNSPECIFIED
width	<ul style="list-style-type: none"> • Integer from 2 to 6 • EPOS2_PARAM_UNSPECIFIED
height	<ul style="list-style-type: none"> • Integer from 1 to 255 • EPOS2_PARAM_UNSPECIFIED

- addSymbol

Parameter	Specifiable Setting Value
data	-
type	<ul style="list-style-type: none"> • EPOS2_SYMBOL_PDF417_STANDARD • EPOS2_SYMBOL_PDF417_TRUNCATED • EPOS2_SYMBOL_QRCODE_MODEL_1 • EPOS2_SYMBOL_QRCODE_MODEL_2
level	<ul style="list-style-type: none"> • EPOS2_LEVEL_0 • EPOS2_LEVEL_1 • EPOS2_LEVEL_2 • EPOS2_LEVEL_3 • EPOS2_LEVEL_4 • EPOS2_LEVEL_5 • EPOS2_LEVEL_6 • EPOS2_LEVEL_7 • EPOS2_LEVEL_8 • EPOS2_LEVEL_L • EPOS2_LEVEL_M • EPOS2_LEVEL_Q • EPOS2_LEVEL_H • EPOS2_PARAM_DEFAULT • EPOS2_PARAM_UNSPECIFIED

- addCut

Parameter	Specifiable Setting Value
type	<ul style="list-style-type: none"> • EPOS2_CUT_FEED • EPOS2_CUT_NO_FEED • EPOS2_PARAM_DEFAULT

TM-T90**Printer Specifications**

Item		58mm Specifi- cation	60mm Specifi- cation	80mm Specifi- cation
Amount of initial feed		30 dots		
Initial page mode area	Monochrome printing	420 x 738 dots	384 x 831 dots	576 x 738 dots
	Two-color printing	420 x 369 dots	384 x 415 dots	576 x 369 dots
Maximum page mode area	Monochrome printing	420 x 1476 dots	384 x 1662 dots	576 x 1476 dots
	Two-color printing	420 x 738 dots	384 x 831 dots	576 x 738 dots
Baseline of Font A		21 dots from the top of the character		
Baseline of Font B		16 dots from the top of the character		

APIs for which restricted parameter setting values can be specified**Epos2Printer Class**

- initWithPrinterSeries

Parameter	Specifiable Setting Value
printerSeries	<ul style="list-style-type: none"> • EPOS2_TM_T90
lang	<ul style="list-style-type: none"> • EPOS2_MODEL_ANK • EPOS2_MODEL_CHINESE • EPOS2_MODEL_TAIWAN • EPOS2_MODEL_KOREAN • EPOS2_MODEL_THAI

- addTextLang

Parameter	Specifiable Setting Value
lang	<ul style="list-style-type: none"> • EPOS2_LANG_EN (default) • EPOS2_LANG_JA • EPOS2_LANG_ZH_CN • EPOS2_LANG_ZH_TW • EPOS2_LANG_KO • EPOS2_LANG_TH • EPOS2_LANG_VI • EPOS2_PARAM_DEFAULT

- addTextFont

Parameter	Specifiable Setting Value
font	<ul style="list-style-type: none"> • EPOS2_FONT_A (default) • EPOS2_FONT_B • EPOS2_FONT_C • EPOS2_PARAM_DEFAULT

- addTextStyle

Parameter	Specifiable Setting Value
reverse	<ul style="list-style-type: none"> • EPOS2_TRUE • EPOS2_FALSE (default) • EPOS2_PARAM_UNSPECIFIED • EPOS2_PARAM_DEFAULT
ul	<ul style="list-style-type: none"> • EPOS2_TRUE • EPOS2_FALSE (default) • EPOS2_PARAM_UNSPECIFIED • EPOS2_PARAM_DEFAULT
em	<ul style="list-style-type: none"> • EPOS2_TRUE • EPOS2_FALSE (default) • EPOS2_PARAM_UNSPECIFIED • EPOS2_PARAM_DEFAULT
color	<ul style="list-style-type: none"> • EPOS2_COLOR_1 (default) • EPOS2_COLOR_2 • EPOS2_PARAM_UNSPECIFIED • EPOS2_PARAM_DEFAULT

- addImage

Parameter	Specifiable Setting Value
data	-
x	<ul style="list-style-type: none"> • Integer from 0 to 65534
y	<ul style="list-style-type: none"> • Integer from 0 to 65534
width	<ul style="list-style-type: none"> • Integer from 1 to 65535
height	<ul style="list-style-type: none"> • Integer from 1 to 65535
color	<ul style="list-style-type: none"> • EPOS2_COLOR_1 • EPOS2_COLOR_2 • EPOS2_PARAM_DEFAULT
mode	<ul style="list-style-type: none"> • EPOS2_MODE_MONO • EPOS2_MODE_GRAY16 • EPOS2_MODE_MONO_HIGH_DENSITY • EPOS2_PARAM_DEFAULT

Parameter	Specifiable Setting Value
halftone	<ul style="list-style-type: none"> • EPOS2_HALFTONE_DITHER • EPOS2_HALFTONE_ERROR_DIFFUSION • EPOS2_HALFTONE_THRESHOLD • EPOS2_PARAM_DEFAULT
brightness	<ul style="list-style-type: none"> • Real number from 0.1 to 10.0 • EPOS2_PARAM_DEFAULT
compress	<ul style="list-style-type: none"> • EPOS2_COMPRESS_DEFLATE • EPOS2_COMPRESS_NONE • EPOS2_COMPRESS_AUTO • EPOS2_PARAM_DEFAULT

- addBarcode

Parameter	Specifiable Setting Value
data	-
type	<ul style="list-style-type: none"> • EPOS2_BARCODE_UPC_A • EPOS2_BARCODE_UPC_E • EPOS2_BARCODE_EAN13 • EPOS2_BARCODE_JAN13 • EPOS2_BARCODE_EAN8 • EPOS2_BARCODE_JAN8 • EPOS2_BARCODE_CODE39 • EPOS2_BARCODE_ITF • EPOS2_BARCODE_CODABAR • EPOS2_BARCODE_CODE93 • EPOS2_BARCODE_CODE128
hri	<ul style="list-style-type: none"> • EPOS2_HRI_NONE (default) • EPOS2_HRI_ABOVE • EPOS2_HRI_BELOW • EPOS2_HRI_BOTH • EPOS2_PARAM_DEFAULT • EPOS2_PARAM_UNSPECIFIED
font	<ul style="list-style-type: none"> • EPOS2_FONT_A (default) • EPOS2_FONT_B • EPOS2_FONT_C • EPOS2_PARAM_DEFAULT • EPOS2_PARAM_UNSPECIFIED
width	<ul style="list-style-type: none"> • Integer from 2 to 6 • EPOS2_PARAM_UNSPECIFIED
height	<ul style="list-style-type: none"> • Integer from 1 to 255 • EPOS2_PARAM_UNSPECIFIED

- addSymbol

Parameter	Specifiable Setting Value
data	-
type	<ul style="list-style-type: none"> • EPOS2_SYMBOL_PDF417_STANDARD • EPOS2_SYMBOL_PDF417_TRUNCATED
level	<ul style="list-style-type: none"> • EPOS2_LEVEL_0 • EPOS2_LEVEL_1 • EPOS2_LEVEL_2 • EPOS2_LEVEL_3 • EPOS2_LEVEL_4 • EPOS2_LEVEL_5 • EPOS2_LEVEL_6 • EPOS2_LEVEL_7 • EPOS2_LEVEL_8 • EPOS2_PARAM_DEFAULT • EPOS2_PARAM_UNSPECIFIED

- addCut

Parameter	Specifiable Setting Value
type	<ul style="list-style-type: none"> • EPOS2_CUT_FEED • EPOS2_CUT_NO_FEED • EPOS2_PARAM_DEFAULT

TM-L90**Printer Specifications**

Item		Receipt Specification	Die-cut Label Specification
Amount of initial feed		30 dots	
Initial page mode area	Monochrome printing	576 x 738 dots	560 x 738 dots
	Two-color printing	576 x 369 dots	560 x 369 dots
Maximum page mode area	Monochrome printing	576 x 1476 dots	560 x 1476 dots
	Two-color printing	576x 738 dots	560 x 738 dots
Baseline of Font A		21 dots from the top of the character	
Baseline of Font B		ANK: 16 Chinese characters: 15 dots from the top of the character	

APIs for which restricted parameter setting values can be specified**Epos2Printer Class**

- initWithPrinterSeries

Parameter	Specifiable Setting Value
printerSeries	<ul style="list-style-type: none"> • EPOS2_TM_L90
lang	<ul style="list-style-type: none"> • EPOS2_MODEL_ANK • EPOS2_MODEL_CHINESE • EPOS2_MODEL_TAIWAN • EPOS2_MODEL_KOREAN • EPOS2_MODEL_THAI

- addTextLang

Parameter	Specifiable Setting Value
lang	<ul style="list-style-type: none"> • EPOS2_LANG_EN (default) • EPOS2_LANG_JA • EPOS2_LANG_ZH_CN • EPOS2_LANG_ZH_TW • EPOS2_LANG_KO • EPOS2_LANG_TH • EPOS2_LANG_VI • EPOS2_PARAM_DEFAULT

- addTextFont

Parameter	Specifiable Setting Value
font	<ul style="list-style-type: none"> • EPOS2_FONT_A (default) • EPOS2_FONT_B • EPOS2_PARAM_DEFAULT

- addTextStyle

Parameter	Specifiable Setting Value
reverse	<ul style="list-style-type: none"> • EPOS2_TRUE • EPOS2_FALSE (default) • EPOS2_PARAM_UNSPECIFIED • EPOS2_PARAM_DEFAULT
ul	<ul style="list-style-type: none"> • EPOS2_TRUE • EPOS2_FALSE (default) • EPOS2_PARAM_UNSPECIFIED • EPOS2_PARAM_DEFAULT
em	<ul style="list-style-type: none"> • EPOS2_TRUE • EPOS2_FALSE (default) • EPOS2_PARAM_UNSPECIFIED • EPOS2_PARAM_DEFAULT
color	<ul style="list-style-type: none"> • EPOS2_COLOR_1 (default) • EPOS2_COLOR_2 • EPOS2_PARAM_UNSPECIFIED • EPOS2_PARAM_DEFAULT

- addImage

Parameter	Specifiable Setting Value
data	-
x	<ul style="list-style-type: none"> • Integer from 0 to 65534
y	<ul style="list-style-type: none"> • Integer from 0 to 65534
width	<ul style="list-style-type: none"> • Integer from 1 to 65535
height	<ul style="list-style-type: none"> • Integer from 1 to 65535
color	<ul style="list-style-type: none"> • EPOS2_COLOR_1 • EPOS2_COLOR_2 • EPOS2_PARAM_DEFAULT
mode	<ul style="list-style-type: none"> • EPOS2_MODE_MONO • EPOS2_MODE_GRAY16 • EPOS2_MODE_MONO_HIGH_DENSITY • EPOS2_PARAM_DEFAULT

Parameter	Specifiable Setting Value
halftone	<ul style="list-style-type: none"> • EPOS2_HALFTONE_DITHER • EPOS2_HALFTONE_ERROR_DIFFUSION • EPOS2_HALFTONE_THRESHOLD • EPOS2_PARAM_DEFAULT
brightness	<ul style="list-style-type: none"> • Real number from 0.1 to 10.0 • EPOS2_PARAM_DEFAULT
compress	<ul style="list-style-type: none"> • EPOS2_COMPRESS_DEFLATE • EPOS2_COMPRESS_NONE • EPOS2_COMPRESS_AUTO • EPOS2_PARAM_DEFAULT

- addBarcode

Parameter	Specifiable Setting Value
data	-
type	<ul style="list-style-type: none"> • EPOS2_BARCODE_UPC_A • EPOS2_BARCODE_UPC_E • EPOS2_BARCODE_EAN13 • EPOS2_BARCODE_JAN13 • EPOS2_BARCODE_EAN8 • EPOS2_BARCODE_JAN8 • EPOS2_BARCODE_CODE39 • EPOS2_BARCODE_ITF • EPOS2_BARCODE_CODABAR • EPOS2_BARCODE_CODE93 • EPOS2_BARCODE_CODE128
hri	<ul style="list-style-type: none"> • EPOS2_HRI_NONE (default) • EPOS2_HRI_ABOVE • EPOS2_HRI_BELOW • EPOS2_HRI_BOTH • EPOS2_PARAM_DEFAULT • EPOS2_PARAM_UNSPECIFIED
font	<ul style="list-style-type: none"> • EPOS2_FONT_A (default) • EPOS2_FONT_B • EPOS2_PARAM_DEFAULT • EPOS2_PARAM_UNSPECIFIED
width	<ul style="list-style-type: none"> • Integer from 2 to 6 • EPOS2_PARAM_UNSPECIFIED
height	<ul style="list-style-type: none"> • Integer from 1 to 255 • EPOS2_PARAM_UNSPECIFIED

- addSymbol

Parameter	Specifiable Setting Value
data	-
type	<ul style="list-style-type: none"> • EPOS2_SYMBOL_PDF417_STANDARD • EPOS2_SYMBOL_PDF417_TRUNCATED • EPOS2_SYMBOL_QRCODE_MODEL_1 • EPOS2_SYMBOL_QRCODE_MODEL_2 • EPOS2_SYMBOL_MAXICODE_MODE_2 • EPOS2_SYMBOL_MAXICODE_MODE_3 • EPOS2_SYMBOL_MAXICODE_MODE_4 • EPOS2_SYMBOL_MAXICODE_MODE_5 • EPOS2_SYMBOL_MAXICODE_MODE_6
level	<ul style="list-style-type: none"> • EPOS2_LEVEL_0 • EPOS2_LEVEL_1 • EPOS2_LEVEL_2 • EPOS2_LEVEL_3 • EPOS2_LEVEL_4 • EPOS2_LEVEL_5 • EPOS2_LEVEL_6 • EPOS2_LEVEL_7 • EPOS2_LEVEL_8 • EPOS2_LEVEL_L • EPOS2_LEVEL_M • EPOS2_LEVEL_Q • EPOS2_LEVEL_H • EPOS2_PARAM_DEFAULT • EPOS2_PARAM_UNSPECIFIED

- addCut

Parameter	Specifiable Setting Value
type	<ul style="list-style-type: none"> • EPOS2_CUT_FEED • EPOS2_CUT_NO_FEED • EPOS2_PARAM_DEFAULT

TM-H6000IV**Printer Specifications**

Item	58mm Specification	80mm Specification
Amount of initial feed	30 dots	
Initial page mode area	360 x 831 dots	512 x 831 dots
Maximum page mode area	360 x 1662 dots	512 x 1662 dots
Baseline of Font A	21 dots from the top of the character	
Baseline of Font B	16 dots from the top of the character	

APIs for which restricted parameter setting values can be specified**Epos2Printer Class**

- initWithPrinterSeries

Parameter	Specifiable Setting Value
printerSeries	<ul style="list-style-type: none"> • EPOS2_TM_H6000
lang	<ul style="list-style-type: none"> • EPOS2_MODEL_CHINESE • EPOS2_MODEL_TAIWAN

- addTextLang

Parameter	Specifiable Setting Value
lang	<ul style="list-style-type: none"> • EPOS2_LANG_EN (default) • EPOS2_LANG_JA • EPOS2_LANG_ZH_CN • EPOS2_LANG_ZH_TW • EPOS2_LANG_KO • EPOS2_LANG_TH • EPOS2_LANG_VI • EPOS2_PARAM_DEFAULT

- addTextFont

Parameter	Specifiable Setting Value
font	<ul style="list-style-type: none"> • EPOS2_FONT_A (default) • EPOS2_FONT_B • EPOS2_PARAM_DEFAULT

- addTextStyle

Parameter	Specifiable Setting Value
reverse	<ul style="list-style-type: none"> • EPOS2_TRUE • EPOS2_FALSE (default) • EPOS2_PARAM_UNSPECIFIED • EPOS2_PARAM_DEFAULT
ul	<ul style="list-style-type: none"> • EPOS2_TRUE • EPOS2_FALSE (default) • EPOS2_PARAM_UNSPECIFIED • EPOS2_PARAM_DEFAULT
em	<ul style="list-style-type: none"> • EPOS2_TRUE • EPOS2_FALSE (default) • EPOS2_PARAM_UNSPECIFIED • EPOS2_PARAM_DEFAULT
color	<ul style="list-style-type: none"> • EPOS2_COLOR_1 (default) • EPOS2_PARAM_UNSPECIFIED • EPOS2_PARAM_DEFAULT

- addImage

Parameter	Specifiable Setting Value
data	-
x	<ul style="list-style-type: none"> • Integer from 0 to 65534
y	<ul style="list-style-type: none"> • Integer from 0 to 65534
width	<ul style="list-style-type: none"> • Integer from 1 to 65535
height	<ul style="list-style-type: none"> • Integer from 1 to 65535
color	<ul style="list-style-type: none"> • EPOS2_COLOR_1 • EPOS2_PARAM_DEFAULT
mode	<ul style="list-style-type: none"> • EPOS2_MODE_MONO • EPOS2_MODE_GRAY16 • EPOS2_MODE_MONO_HIGH_DENSITY • EPOS2_PARAM_DEFAULT
halftone	<ul style="list-style-type: none"> • EPOS2_HALFTONE_DITHER • EPOS2_HALFTONE_ERROR_DIFFUSION • EPOS2_HALFTONE_THRESHOLD • EPOS2_PARAM_DEFAULT
brightness	<ul style="list-style-type: none"> • Real number from 0.1 to 10.0 • EPOS2_PARAM_DEFAULT

Parameter	Specifiable Setting Value
compress	<ul style="list-style-type: none"> • EPOS2_COMPRESS_DEFLATE • EPOS2_COMPRESS_NONE • EPOS2_COMPRESS_AUTO • EPOS2_PARAM_DEFAULT

- addBarcode

Parameter	Specifiable Setting Value
data	-
type	<ul style="list-style-type: none"> • EPOS2_BARCODE_UPC_A • EPOS2_BARCODE_UPC_E • EPOS2_BARCODE_EAN13 • EPOS2_BARCODE_JAN13 • EPOS2_BARCODE_EAN8 • EPOS2_BARCODE_JAN8 • EPOS2_BARCODE_CODE39 • EPOS2_BARCODE_ITF • EPOS2_BARCODE_CODABAR • EPOS2_BARCODE_CODE93 • EPOS2_BARCODE_CODE128 • EPOS2_BARCODE_GS1_128 • EPOS2_BARCODE_GS1_DATABAR_OMNIDIRECTIONAL • EPOS2_BARCODE_GS1_DATABAR_TRUNCATED • EPOS2_BARCODE_GS1_DATABAR_LIMITED • EPOS2_BARCODE_GS1_DATABAR_EXPANDED
hri	<ul style="list-style-type: none"> • EPOS2_HRI_NONE (default) • EPOS2_HRI_ABOVE • EPOS2_HRI_BELOW • EPOS2_HRI_BOTH • EPOS2_PARAM_DEFAULT • EPOS2_PARAM_UNSPECIFIED
font	<ul style="list-style-type: none"> • EPOS2_FONT_A (default) • EPOS2_FONT_B • EPOS2_PARAM_DEFAULT • EPOS2_PARAM_UNSPECIFIED
width	<ul style="list-style-type: none"> • Integer from 2 to 6 • EPOS2_PARAM_UNSPECIFIED
height	<ul style="list-style-type: none"> • Integer from 1 to 255 • EPOS2_PARAM_UNSPECIFIED

- addSymbol

Parameter	Specifiable Setting Value
data	-
type	<ul style="list-style-type: none"> • EPOS2_SYMBOL_PDF417_STANDARD • EPOS2_SYMBOL_PDF417_TRUNCATED • EPOS2_SYMBOL_QRCODE_MODEL_1 • EPOS2_SYMBOL_QRCODE_MODEL_2 • EPOS2_SYMBOL_MAXICODE_MODE_2 • EPOS2_SYMBOL_MAXICODE_MODE_3 • EPOS2_SYMBOL_MAXICODE_MODE_4 • EPOS2_SYMBOL_MAXICODE_MODE_5 • EPOS2_SYMBOL_MAXICODE_MODE_6 • EPOS2_SYMBOL_GS1_DATABAR_STACKED • EPOS2_SYMBOL_GS1_DATABAR_STACKED_OMNIDIRECTIONAL • EPOS2_SYMBOL_GS1_DATABAR_EXPANDED_STACKED
level	<ul style="list-style-type: none"> • EPOS2_LEVEL_0 • EPOS2_LEVEL_1 • EPOS2_LEVEL_2 • EPOS2_LEVEL_3 • EPOS2_LEVEL_4 • EPOS2_LEVEL_5 • EPOS2_LEVEL_6 • EPOS2_LEVEL_7 • EPOS2_LEVEL_8 • EPOS2_LEVEL_L • EPOS2_LEVEL_M • EPOS2_LEVEL_Q • EPOS2_LEVEL_H • EPOS2_PARAM_DEFAULT • EPOS2_PARAM_UNSPECIFIED

- addCut

Parameter	Specifiable Setting Value
type	<ul style="list-style-type: none"> • EPOS2_CUT_FEED • EPOS2_CUT_NO_FEED • EPOS2_PARAM_DEFAULT

Usage restriction by firmware version

Availability and restriction on the use of APIs and parameters depends on the versions of the firmware and software installed on the printer. For how to check the versions and/or update the firmware and software, refer to the Technical Reference Guide of the printer.

TM-i Series/TM-DT Series

❑ Supported by TM-DT software Ver. 2.5 and TM-i firmware 4.0 or later.

Class	API	Parameter	Value
Epos2CommBox class	-	-	-

❑ Supported by TM-DT software Ver. 2.5 and TM-i firmware 4.1 or later.

Class	API	Parameter	Value
Epos2Printer class	requestPrintJobStatus	-	-
Epos2Printer class	addSymbol	data	QR Code Micro
Epos2Printer class	addSymbol	type	Printer.SymbolType.QRCodeMicro
Epos2Printer class	setReceiveEventDelegate	args	printJobId

❑ Supported by TM-DT software Ver. 3.02 and TM-i firmware 4.4 or later.

Class	API	Parameter	Value
Epos2Discovery class	-	-	-

❑ Supported by TM-DT software Ver. 4.0 or later.

Class	API	Parameter	Value
Epos2POSKeyboard class	-	-	-
Epos2MSR class	-	-	-
Epos2OtherPeripheral class	-	-	-
Epos2Discovery class	start	deviceType	EPOS2_TYPE_CCHANGER
			EPOS2_TYPE_POS_KEYBOARD
			EPOS2_TYPE_CAT
			EPOS2_TYPE_MSR
			EPOS2_TYPE_OTHER_PERIPHERAL

❑ Supported by TM-DT software Ver. 5.10 or later.

Class	API	Parameter	Value
Epos2LineDisplay Class	initWithDisplayModel	displaySeries	EPOS2_DM_D70
	addCreateScreen	-	-
	addCreateScreenCustom	-	-
	addCreateTextArea	-	-
	addDestroyTextArea	-	-
	addSetCurrentTextArea	-	-
	addClearCurrentTextArea	-	-
	addText	lang	EPOS2_LANG_MULTI
		r	-
		g	-
		b	-
	addBackgroundColor	-	-
	addStartSlideShow	-	-
	addStopSlideShow	-	-
	addDownloadImage	-	-
	addRegisterDownloadImage	-	-
	addNVImage	-	-
	addClearImage	-	-
	addSymbol	-	-
	addClearSymbol	-	-

TM-m30

❑ Supported by TM-m30 firmware Ver. 1.40 ESC/POS or later.

Class	API	Parameter	Value
Epos2BarcodeScanner class	-	-	-

❑ Supported with the following versions of firmware.

- TM-m30 firmware Ver. 1.46A ESC/POS or later
- TM-m30 firmware Ver. 1.46B ESC/POS or later

Class	API	Parameter	Value
Epos2GermanyFiscalElement class	-	-	-

TM-m30II-H/TM-m30II-NT/TM-m30II-S/TM-m30II-SL

❑ Supported by Firmware Ver.3.06A/3.06B ESC/POS or later.

Class	API	Parameter	Value
Epos2LineDisplay Class	initWithDisplayModel	displaySeries	EPOS2_DM_D70
	addCreateScreen	-	-
	addCreateScreenCustom	-	-
	addCreateTextArea	-	-
	addDestroyTextArea	-	-
	addSetCurrentTextArea	-	-
	addClearCurrentTextArea	-	-
	addText	lang	EPOS2_LANG_MULTI
		r	-
		g	-
		b	-
	addBackgroundColor	-	-
	addStartSlideShow	-	-
	addStopSlideShow	-	-
	addDownloadImage	-	-
	addRegisterDownloadImage	-	-
	addNVImage	-	-
	addClearImage	-	-
	addSymbol	-	-
	addClearSymbol	-	-

TM-T88VI

❑ Supported by TM-T88VI firmware Ver. 40.50 ESC/POS or later.

Class	API	Parameter	Value
Epos2BarcodeScanner class	-	-	-

TM-T88VI-iHUB

❑ Supported with the following versions of firmware.

- TM-T88VI-iHUB firmware Ver. 50.52A ESC/POS or later
- TM-T88VI-iHUB firmware Ver. 50.52B ESC/POS or later

Class	API	Parameter	Value
Epos2GermanyFiscalElement class	-	-	-

TM-L100

❑ Supported by TM-L100 firmware Ver. 1.08 ESC/POS or later.

Class	API	Parameter	Value
Epos2LFCPrinter class	-	-	-

Sample Programs

The sample programs provided with Epson ePOS SDK for iOS are implementation samples of iOS applications. Xcode iOS application projects that include the Objective-C source files are provided.



- Xcode iOS application projects that include Swift source files are also provided with [ePOS2Printer](#).
- parseNFC of [ePOS2EasySelect](#) is developed with Swift 4.0.

Functionality

The sample programs provide the following functionality.

ePOS2Printer

- ☐ Printer search and specification
 - Specifies the connection type.
 - Displays a list of search results.
 - Retrieves target information required for the connection selected from the search results.
 - Bluetooth pairing function
- ☐ Sample receipt printing
- ☐ Sample coupon printing
- ☐ Printer status confirmation
 - Confirms the status of printers before printing.
 - When the printer is not capable of printing, the program generates a notification message of the possible causes and corresponding action of the error.
- ☐ Display of print results and printer status
 - Sends notification of the print result after printing.
 - Notifies the users of an API error that occurred while searching for printers, or during printing sample receipts or coupons.
- ☐ Log Output Settings
 - Enables log output to terminal storage when displaying the main screen.

ePOS2LFCPrinter

- ☐ Printer search and specification
 - Specifies the connection type.
 - Displays a list of search results.
 - Retrieves target information required for the connection selected from the search results.
- ☐ Sample label printing
- ☐ Notification of data transmission results
 - After data transmission is completed, the results of the data transmission are notified.
 - If an API error occurs while searching for a printer or sending sample label data, notifies the user of the error occurrence.
- ☐ Log Output Settings
 - Enables log output to terminal storage when displaying the main screen.

ePOS2 Hybrid Printer

- ☐ Printer search and specification
 - Displays a list of search results.
 - Retrieves target information required for the connection selected from the search results.
 - Bluetooth pairing function
- ☐ Controls operations continuously from endorsement printing after MICR reading to slip and receipt printings.
- ☐ Validation printing
- ☐ Printer status confirmation
 - Confirms the status of printers before printing.
 - When the printer is not capable of printing, the program generates a notification message of the possible causes and corresponding action of the error.
- ☐ Display of print results and printer status
 - Sends notification of the print result after printing.
 - The program generates a message corresponding to the printer status at the time that the printer result notification was made.
 - Notifies the users of an API error that occurred while searching for printers or printing samples.
- ☐ Sets the log output function.
 - Enables log output to terminal storage when displaying the main screen.

ePOS2Discovery

- ☐ Filter Option settings
- ☐ Search of printers and peripheral devices
- ☐ Search initiation
- ☐ Display of search results
- ☐ Search completion

☐ Error notification

- Notifies the users of an API error that occurred when starting a search, during searching, or in the process of completing a search.

ePOS2LineDisplay

☐ Display of the specified text on the customer display

☐ Turns on or off the blinking display

☐ Error notification

- When failed to connect to the customer display, notifies the user of the connection error.
- Notifies the users of an API error that occurred while sending display data to the customer display.

ePOS2Keyboard

☐ Starts and ends connection with the printer

- Starts connection with the keyboard specified in the Target text boxes.
- Ends connection with the connected keyboard.

☐ Display of text input with the keyboard in text boxes in the application

☐ Error notification

- Notifies the users of an API error that occurred while entering text with the keyboard.

ePOS2POSKeyboard

☐ Starts and ends connection with TM-DT

- Connects to the specified keyboard.
- When failed to connect to the keyboard, notifies the user of the connection error.

☐ Display of keycode input with the keyboard in text boxes in the application

☐ Error notification

- Notifies the users of an API error that occurred while entering keycode with the keyboard.

ePOS2BarcodeScanner

☐ Starts and ends connection with the printer

- Starts connection with the barcode scanner specified in the Target text boxes.
- Ends connection with the connected barcode scanner.

☐ Display of data read by the barcode scanner in text boxes in the application

☐ Error notification

- Notifies the users of an API error that occurred while reading data with the barcode scanner.

ePOS2MSR

- ☐ Starts and ends connection with TM-DT
 - Starts connection with the MSR specified in the Target text boxes.
 - Ends connection with the connected MSR.
- ☐ Display of data read by the MSR in text boxes in the application
- ☐ Error notification
 - Notifies the users of an API error that occurred while reading data with the MSR.

ePOS2SimpleSerial

- ☐ Starts and ends connection with the printer
 - Starts connection with the serial communication device specified in the Target text boxes.
 - Ends connection with the connected serial communication device.
- ☐ Transmission of data specified by the application to the serial communication device.
- ☐ Display of response commands from the serial communication device in the application
- ☐ Error notification
 - Notifies the users of an API error that occurred while sending data to the serial communication device.

ePOS2GermanyFiscalElement

- ☐ Peripheral device settings
 - Searches for the printer, and displays the search results in a list.
 - Specifies the printer to be used.
 - Specifies the German fiscal element (TSE) to be used.
 - Specifies the customer display to be used.
 - Sets up German fiscal element (TSE) to be used.
- ☐ Purchase of a product
 - A product is selected by pushing a button.
 - The barcode is read by the barcode scanner, and the product is selected.
 - Displays the price of the selected product on the customer display.
 - Writes the information of the selected product to German fiscal element (TSE).
- ☐ Payment for a product
 - Displays the total price of the products on the customer display.
 - Prints the receipt.
 - Writes the information of the product for which payment is finished to German fiscal element (TSE).
- ☐ Export from German fiscal element (TSE)
 - Exports the information written to German fiscal element (TSE).
- ☐ Information acquisition from German fiscal element (TSE)
 - Acquires the information of German fiscal element (TSE).
- ☐ Printer firmware update
 - Acquires the firmware version of the connected printer.
 - Acquires the released version of printer firmware.
 - Updates the printer firmware.

ePOS2OtherPeripheral

- ☐ Starts and ends connection with TM-DT
 - Starts connection with the device specified in the Target text boxes.
 - Ends connection with connected device.
- ☐ Transmission of data specified by the application to the device
- ☐ Display of response commands from the device in the application
- ☐ Error notification
 - Notifies the users of an API error that occurred at the timing when the process was run by the device.

ePOS2CommBox

- ☐ Starts and ends connection with the printer
 - Starts connection with the communication box specified in the Target text boxes.
 - Ends connection with the connected communication box.
- ☐ Transmission of messages to the member ID specified by the application
- ☐ Error notification
 - Notifies the users of an API error that occurred when sending a message.

ePOS2EasySelect

- ☐ Easy connection with a printer by using its NFC tag or QR code.
 - Acquires printer information from the NFC tag.
 - Acquires printer information from the QR code.
 - Opens the port by using the acquired printer information.
- ☐ Printing of a QR code that enables easy printer selection.
 - Creates a QR code that contains the printer information from the printer search result.
- ☐ Easy connection with a printer by using iBeacon data
 - Acquires printer information from iBeacon data
 - Opens the port by using the acquired printer information

ePOS2_POSAppForTerminalModel

❑ Peripheral device settings

- Searches for the printer, and displays the search results in a list.
- Specifies the printer to be used.
- Specifies the customer display to be used.
- Specifies the barcode scanner to be used.

❑ Purchase of a product

- A product is selected by pushing a button.
- The barcode is read by the barcode scanner, and the product is selected.
- Displays the price of the selected product on the customer display.
- Displays the total price of the selected products on the application software.

❑ Payment for a product

- Displays the total price of the products on the customer display.
- Displays the amount paid on the application software.
- Displays the amount paid on the customer display.
- Displays the amount of change on the application software.
- Displays the amount of change on the customer display.
- Prints the receipt.

❑ Error notification

- Notifies the user of an error that occurred in the connected peripheral device.

Use Environment

Refer to [Epson ePOS SDK for iOS Development Environment](#) and [Application Operating Environment](#).



Change the Xcode project settings according to your development environment.

Installation Procedure

- 1** Extract the sample programs from the zip file and store the extracted files at any desired location.
- 2** Double-click ePOS2_*.xcodeproj within the extracted files.
- 3** After starting Xcode, select **Scheme** as the target device.
- 4** Click **Run** in the upper-left.
- 5** The sample program is installed to the target device and the sample program starts up.



Enable "Near Field Communication Tag Reading" of Xcode project for using the parseNFC of ePOS2EasySelect.

Application Guide

To search printers

Starts searching

```
Epos2FilterOption *filterOption = nil;
filterOption = [[Epos2FilterOption alloc] init];

filterOption.porttype = EPOS2_PORTTYPE_ALL;
filterOption.broadcast = @"255.255.255.255"
filterOption.deviceModel = EPOS2_MODEL_ALL;
filterOption.deviceType = EPOS2_TYPE_ALL;
```

Starts searching

```
result = [Epos2Discovery start:filterOption Delegate:self];
if (result != EPOS2_CODE_SUCCESS) {
    //Displays error messages
}
```

Notifies the detected devices

```
- (void) onDiscovery:(Epos2DeviceInfo *)deviceInfo
{
    //Display the detected device in the application software
}
```

Stops searching

```
- (void)stopDiscovery
{
    int result = EPOS2_SUCCESS;
    result = [Epos2Discovery stop];
    if (result != EPOS2_CODE_SUCCESS) {
        //Displays error messages
    }
}
```

To monitor continuously

```

When application starts
int result = EPOS2_SUCCESS;
Epos2Printer printer_ = nil
printer_ = [[Epos2Printer alloc] initWithPrinterModel:EPOS2_TM_T88
lang:EPOS2_MODEL_ANK];
[printer_ setStatusChangeEventDelegate:self]

result = [printer_ connect:@"TCP:192.168.192.168" timeout:EPOS2_PARAM_DEFAULT];

[printer_ setInterval:3000];

result = [printer_ startMonitor];
if (result != EPOS2_CODE_SUCCESS) {
    //Displays error messages
}

//Buffers the print data(addText..)
//Sends the print data (sendData)

//Buffers the print data(addText..)
//Sends the print data (sendData)

//Buffers the print data(addText..)
//Sends the print data (sendData)

When application closes
result = [printer_ stopMonitor];
if (result != EPOS2_CODE_SUCCESS) {
    //Displays error messages
}

result = [printer_ disconnect];
if (result != EPOS2_CODE_SUCCESS) {
    //Displays error messages
}

```

```

(void) onPtrStatusChange:(Epos2Printer *)printerObj EventType:(int)eventType
{
    switch (eventType) {
        case EPOS2_EVENT_ONLINE:
            break;
        case EPOS2_EVENT_OFFLINE:
            //Displays notification messages
            break;
        case EPOS2_EVENT_POWER_OFF:
            //Displays notification messages
            break;
        case EPOS2_EVENT_COVER_CLOSE:
            //Displays notification messages
            break;
        case EPOS2_EVENT_COVER_OPEN:
            //Displays notification messages
            break;
        case EPOS2_EVENT_PAPER_OK:
            //Displays notification messages
            break;
        case EPOS2_EVENT_PAPER_NEAR_END:
            //Displays notification messages
            break;
        case EPOS2_EVENT_PAPER_EMPTY:
            //Displays notification messages
            break;
        case EPOS2_EVENT_DRAWER_HIGH:
            //Displays notification messages
            break;
        case EPOS2_EVENT_DRAWER_LOW:
            //Displays notification messages
            break;
        case EPOS2_EVENT_BATTERY_ENOUGH:
            //Displays notification messages
            break;
        case EPOS2_EVENT_BATTERY_EMPTY:
            //Displays notification messages
            break;
        default:
            break;
    }
}

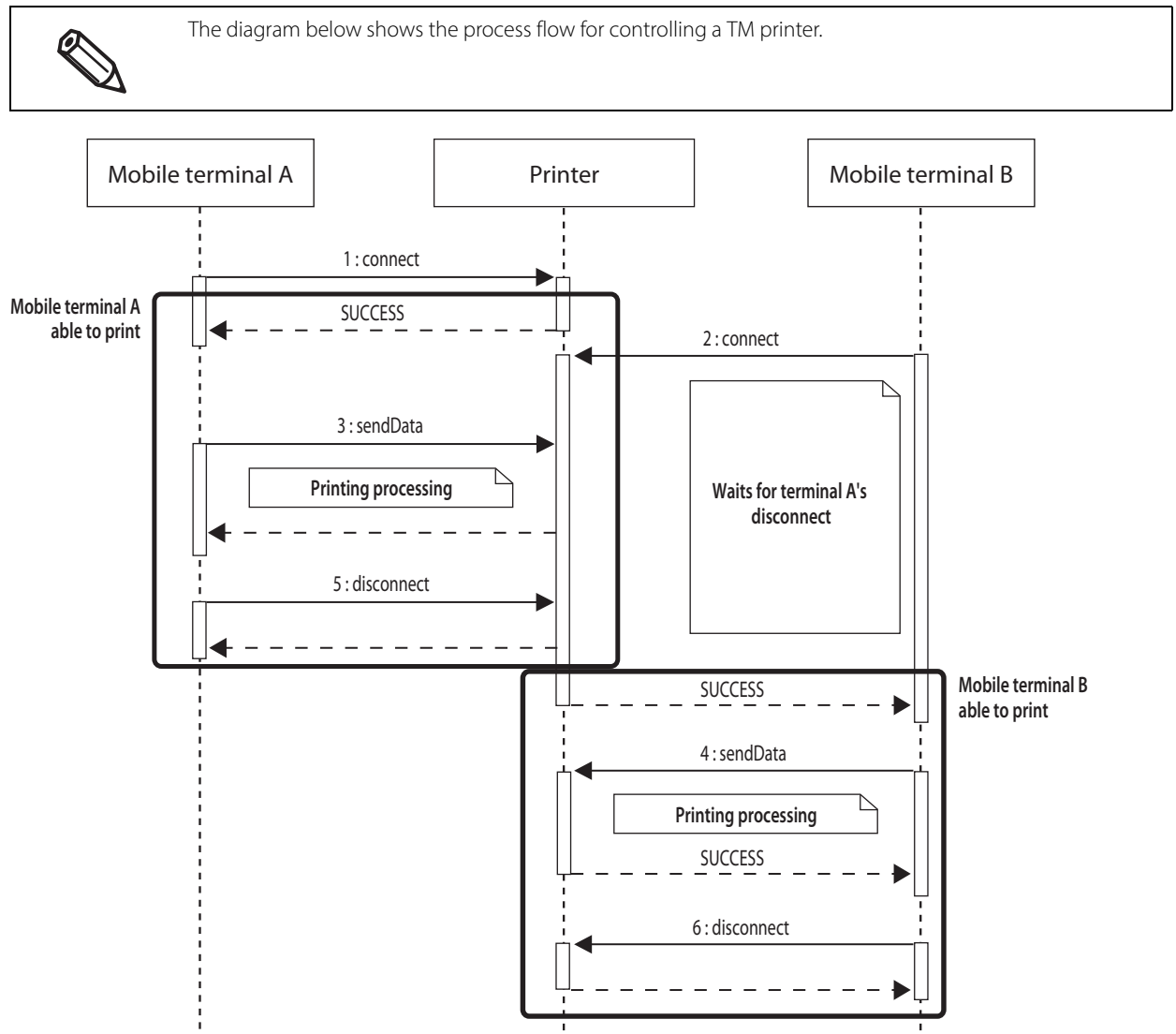
```



Refer to [Error Status and countermeasures](#) for the messages displayed on "Displays notification messages".

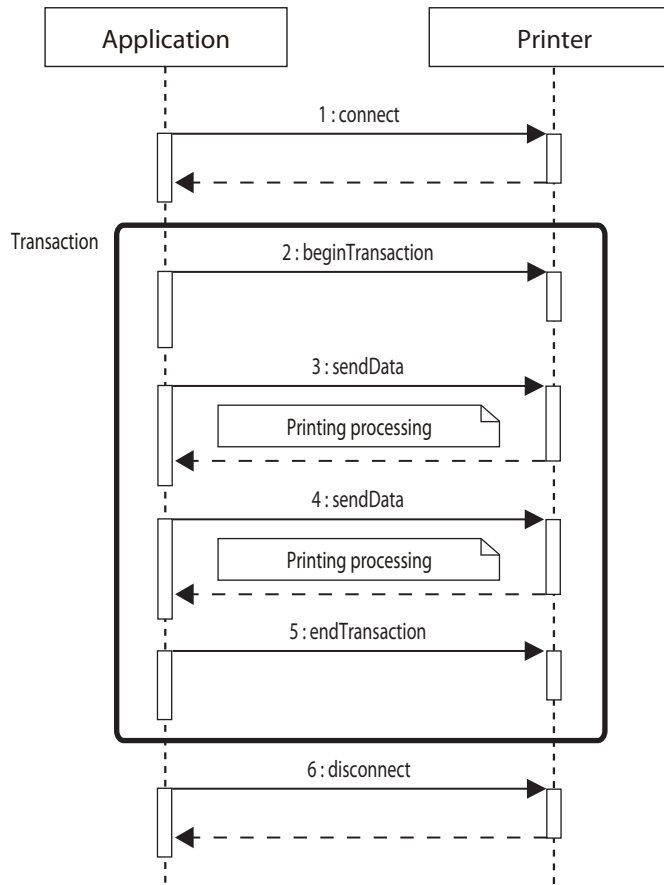
To use the same printer from multiple mobile devices

The following shows a processing flow when using a single printer from the mobile terminal A and B.



To specify a transaction

Put the set of print processing to be carried out consecutively (such as a single receipt or a single coupon) between `beginTransaction` and `endTransaction`.



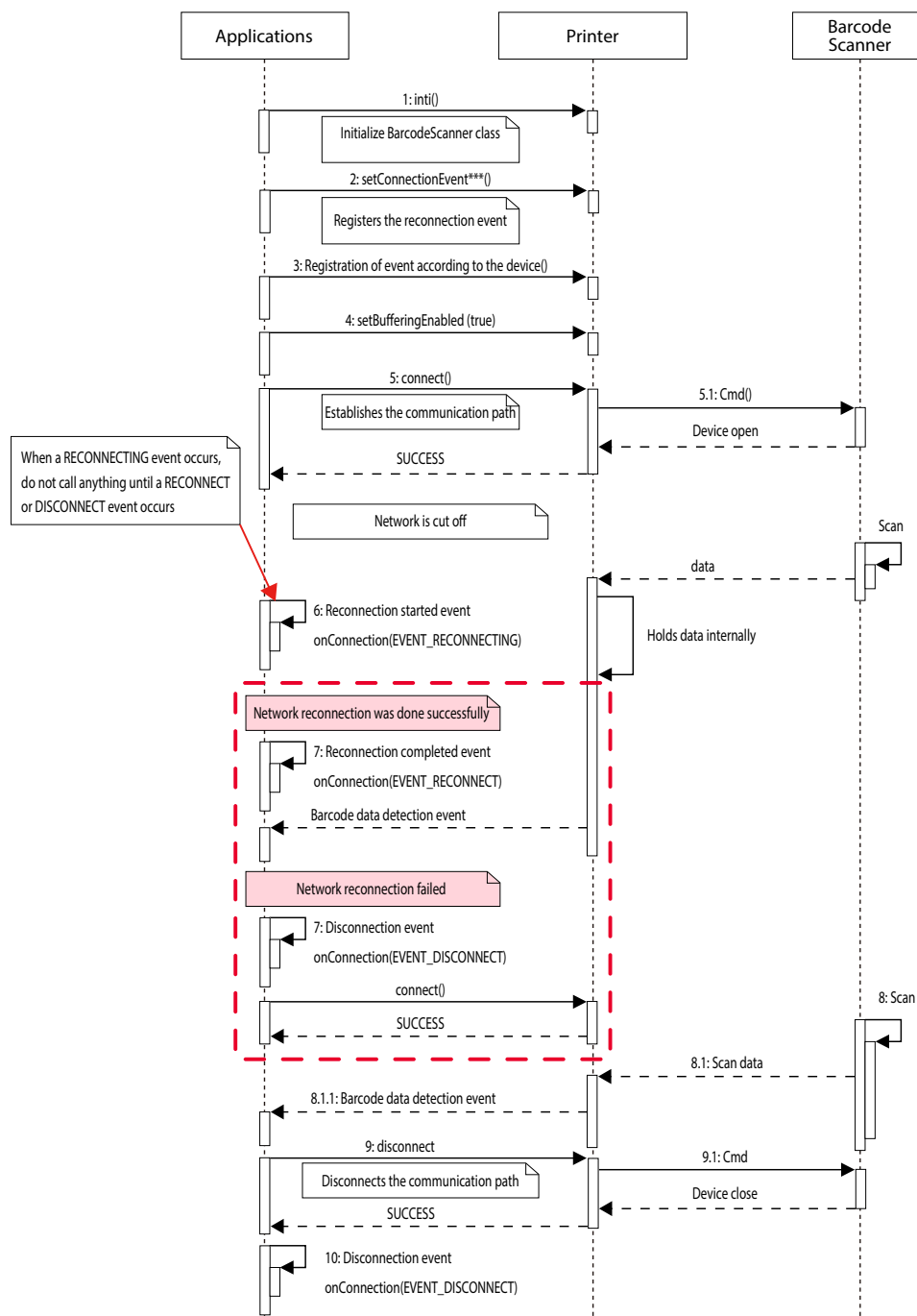
To reconnect to the network automatically

The following is a sequence to automatically reconnect to a printer when network communication with the printer is disconnected.

You can utilize this reconnection sequence when you specify a deviceId such as [local_scanner] or [local_printer] in the connect API. For details on how to program, refer to the included ePOS2_POSAppTerminalModel sample program. If you want to send data that was generated during the reconnection process after reconnection with the device is complete, use [setBufferingEnabled](#).



The following uses a case where the barcode scanner is used as an example.

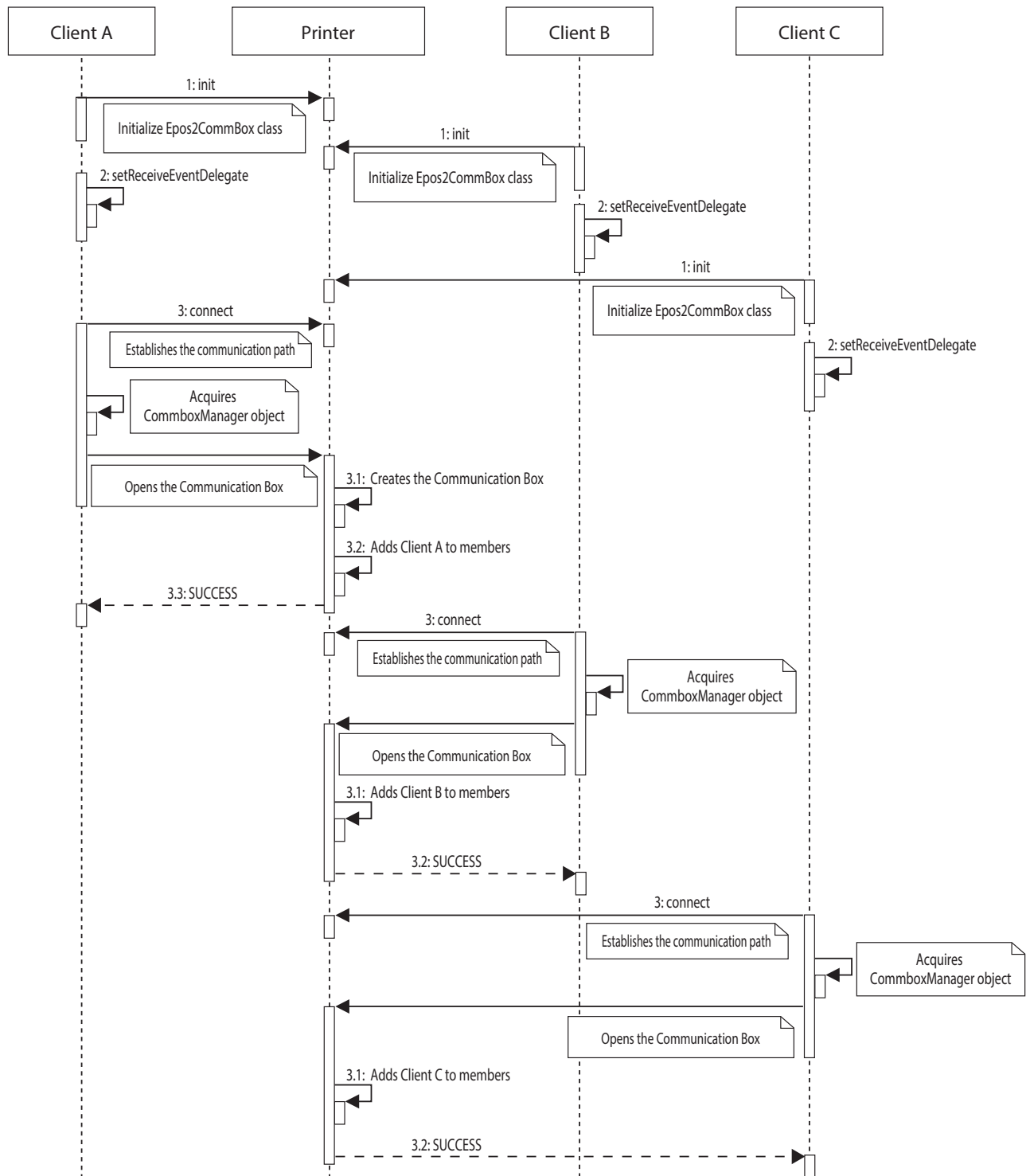


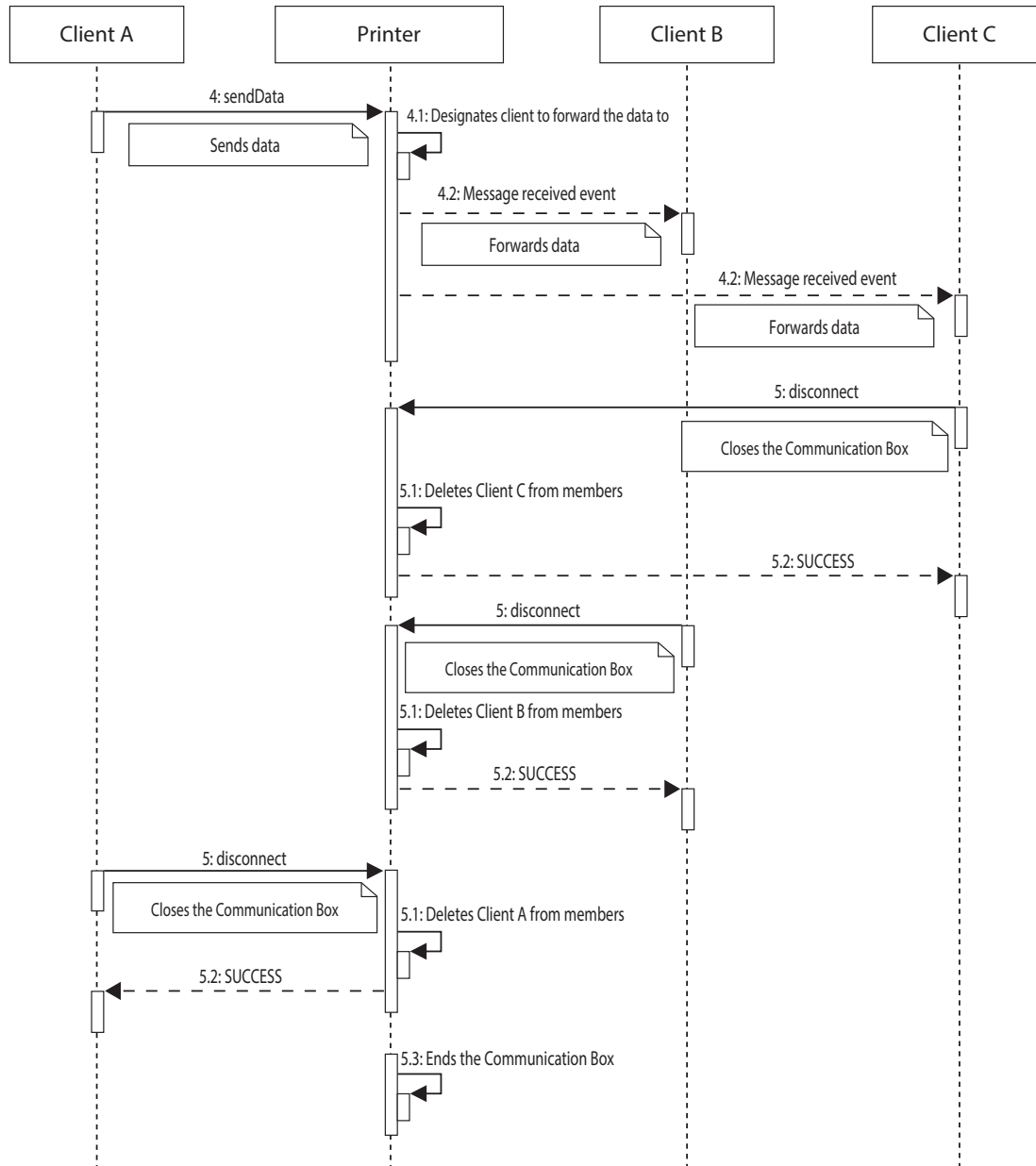
To transmit and receive the data between applications

Use the Communication Box function of the printer.

For details on a printer equipped with the Communication Box function, refer to [Functions provided in each printer](#).

The following indicates the basic programming sequence using the Communication Box. A "Client" in the sequence figure refers to an application.



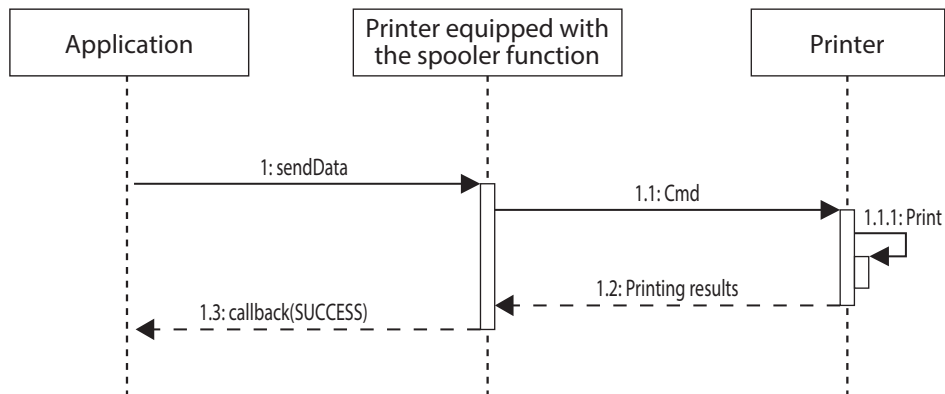


To perform forward printing

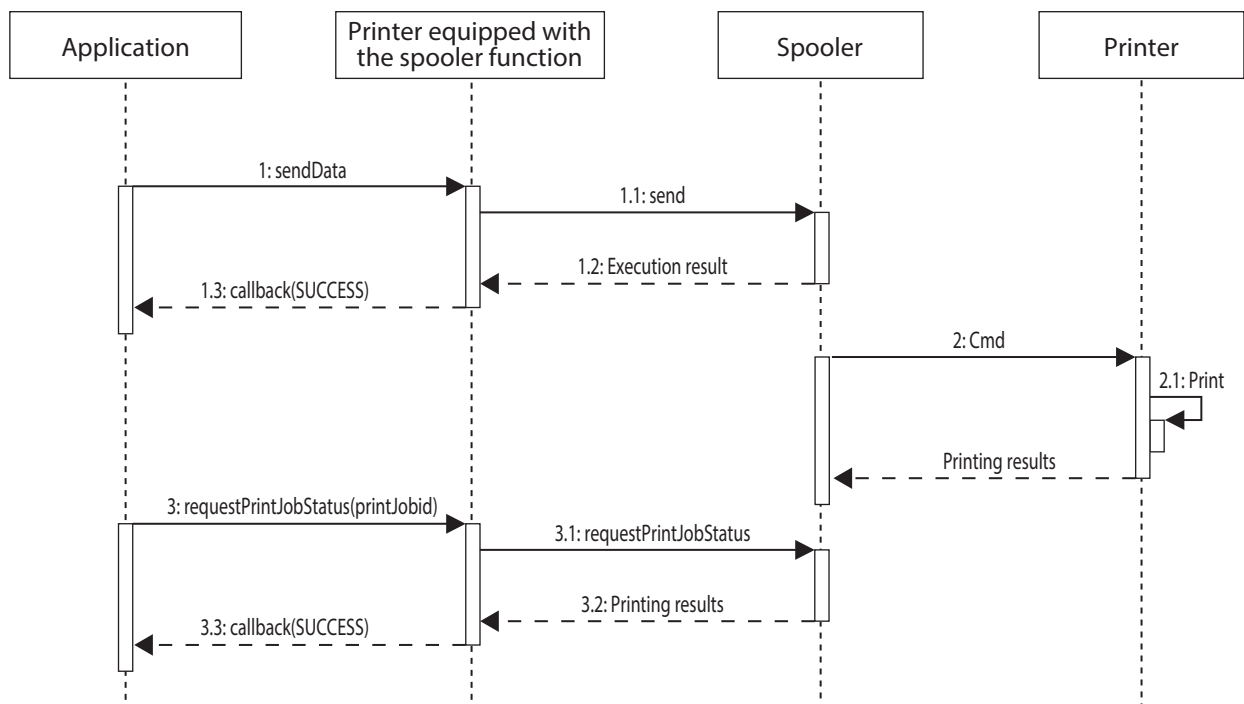
Use the spooler function of printers.

For details on a printer equipped with the spooler function, refer to [Functions provided in each printer](#).

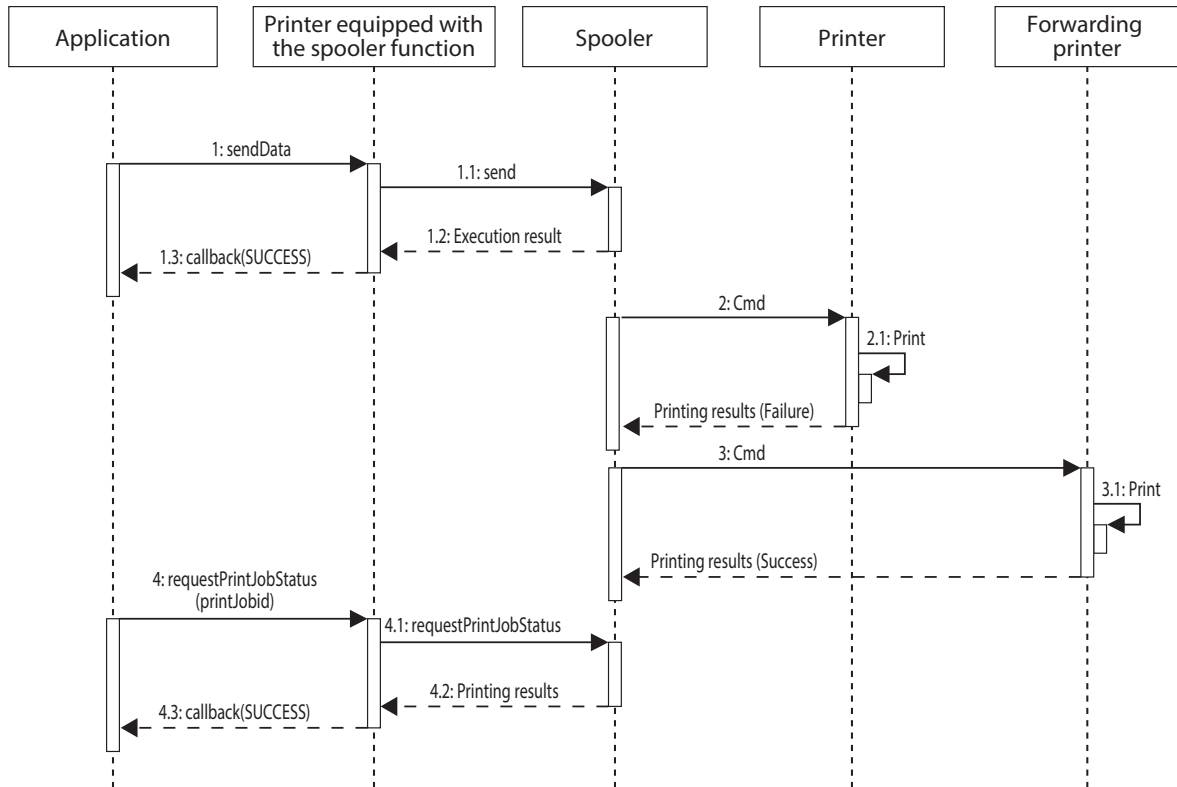
If a request is sent to the printer equipped with the spooler function from the application when the spooler function is disabled, printing is immediately executed and a response is returned to the application after printing completes.



If a request is sent to the printer equipped with the spooler function from the application when the spooler function is enabled, the print job is stored in the print queue and a response is returned to the application before printing completes.



If the destination printer cannot print, the printer equipped with the spooler function does not return the error to the application. Enabling forward printing will allow for the printing task to be completed on a substitute printer, with the application acquiring the printing results afterward. Refer to the sequence diagram below.



To select a printer using its QR code

Analyze the QR code by using parseQR in the EasySelect class. Then, specify the analyzed information in the connect API to connect to the printer.

```
@interface Sample()
{
    Epos2Printer *printer_;
}

(BOOL) ConnectPrinterByQRCode
{
    // Analyzes QR code
    EposEasySelect* easySelect = [[EposEasySelect alloc] init];
    EposEasySelectInfo *easySelectInfo = [easySelect parseQR:result];

    if(!easySelectInfo){
        // If the QR code is not the one for easy printer selection.
        return NO;
    }

    // Converts printer name into PrinterSeries
    int printerSeries = [self convertPrinterNameToPrinterSeries:easySelectInfo.printerName];

    // Initializes Epos2Printer
    printer_ = [[Epos2Printer alloc] initWithPrinterSeries:printerSeries
lang:EPOS2_MODEL_ANK];
    if(!printer_){
        return NO;
    }

    // Generates connect parameters
    NSString *targetText = [self convertEasySelectInfoToTargetString:easySelectInfo];
    if([targetText isEqualToString:@""]){
        return NO;
    }

    // Connects to the printer
    int result = [printer_ connect:targetText timeout:EPOS2_PARAM_DEFAULT];
    if(result != EPOS2_SUCCESS){
        return NO;
    }

    return YES;
}
```

```

- (int) convertPrinterNameToPrinterSeries:(NSString*)printerName
{
    int printerSeries = EPOS2_TM_T88;

    if([printerName isEqualToString:@"TM-T88V"]){
        printerSeries = EPOS2_TM_T88;
    }else if([printerName isEqualToString:@"TM-m10"]){
        printerSeries = EPOS2_TM_M10;
    }else if([printerName isEqualToString:@"TM-m30"]){
        printerSeries = EPOS2_TM_M30;
    }else if([printerName isEqualToString:@"TM-P20"]){
        printerSeries = EPOS2_TM_P20;
    }else if([printerName isEqualToString:@"TM-P60II"]){
        printerSeries = EPOS2_TM_P60II;
    }else if([printerName isEqualToString:@"TM-P80"]){
        printerSeries = EPOS2_TM_P80;
    }else{
        // Depending on the printer, add conversion processes.
    }

    return printerSeries;
}

- (NSString*) convertEasySelectInfoToTargetString:(EposEasySelectInfo*)easySelectInfo
{
    NSString *connectionTypeString = @"";

    switch(easySelectInfo.deviceType){
        case EPOS_EASY_SELECT_DEVTYPE_TCP:
            connectionTypeString = @"TCP:";
            break;
        case EPOS_EASY_SELECT_DEVTYPE_BLUETOOTH:
            connectionTypeString = @"BT:";
            break;
    }

    return [NSString stringWithFormat:@"%%%%",
        connectionTypeString,easySelectInfo.macAddress];
}

```

How to print a QR code to be used for printer selection

For the printers that can print the QR code on a status sheet

Some printers can print the QR code on a status sheet. For more details, refer to the Technical Reference Guide of the printer.

For the printers that cannot print the QR code on a status sheet

Create the QR code by using [createQR](#). Specify the created data by [addSymbol](#) to print the QR code. Refer to "Printing of a QR code that enables easy printer selection" of the sample program.

To select a printer using its NFC tag

Analyze the NFC tag using `parseNFC` in the `EasySelect` class. Then, specify the analyzed information in the `connect` API to connect to the printer.



The following sample code is created with Swift.

```
// Receives the NFC tag information with the following NFCNDEFReaderSessionDelegate method.
func readerSession(
    _ session: NFCNDEFReaderSession,
    didDetectNDEFs messages: [NFCNDEFMessage]) {

    //Analyzes the NFC tag.
    guard let targetList = EposEasySelect().parseNFC(
        messages,
        timeout: Int(PARSE_NFC_TIMEOUT_DEFAULT.rawValue)),
        !targetList.isEmpty else {
        // If the NFC tag is not the one for easy printer selection
        return
    }

    // Acquires the first NFC data.
    let easySelectInfo: EposEasySelectInfo = targetList[0]

    guard let printerName = easySelectInfo.printerName, !printerName.isEmpty else {
        // If the printerName cannot be acquired
        return
    }

    // Converts printer name into PrinterSeries.
    let printerSeries: CInt = convertPrinterNameToPrinterSeries(printerName: printerName)

    guard let macAddress = easySelectInfo.macAddress, !macAddress.isEmpty else {
        // If the macAddress cannot be acquired
        return
    }

    // Initilizes Epos2Printer.
    guard let printer = Epos2Printer(
        printerSeries: printerSeries,
        lang: EPOS2_MODEL_ANK.rawValue) else {
        return
    }

    // Generates connect parameters.
    let targetString = convertEasySelectInfoToTargetString(info: easySelectInfo)
    guard !targetString.isEmpty else {
        return
    }

    // Connects to the printer.
    var result = printer.connect(
        targetString,
        timeout: CLong(EPOS2_PARAM_DEFAULT))
    guard result == EPOS2_SUCCESS.rawValue else {
        // Writes error processing.
        return
    }
}
```

```

func convertPrinterNameToPrinterSeries(printerName: String) -> CInt {
    var printerSeries: CInt = EPOS2_TM_T88.rawValue

    if printerName == "TM-T88V" || printerName == "TM-T88VI" {
        printerSeries = EPOS2_TM_T88.rawValue
    } else if printerName == "TM-m10" {
        printerSeries = EPOS2_TM_M10.rawValue
    } else if printerName == "TM-m30" {
        printerSeries = EPOS2_TM_M30.rawValue
    } else if printerName == "TM-P20" {
        printerSeries = EPOS2_TM_P20.rawValue
    } else if printerName == "TM-P60II" {
        printerSeries = EPOS2_TM_P60II.rawValue
    } else if printerName == "TM-P80" {
        printerSeries = EPOS2_TM_P80.rawValue
    } else {
        // if you use other printer , add convert printerSeries
    }

    return printerSeries
}

func convertEasySelectInfoToTargetString(info: EposEasySelectInfo?) -> String {
    guard let deviceType = info?.deviceType, let macAddress = info?.macAddress else {
        return ""
    }

    var connectionTypeString = ""

    switch deviceType {
    case EPOS_EASY_SELECT_DEVTYPE_TCP.rawValue:
        connectionTypeString = "TCP"
    case EPOS_EASY_SELECT_DEVTYPE_BLUETOOTH.rawValue:
        connectionTypeString = "BT"
    default:
        break
    }

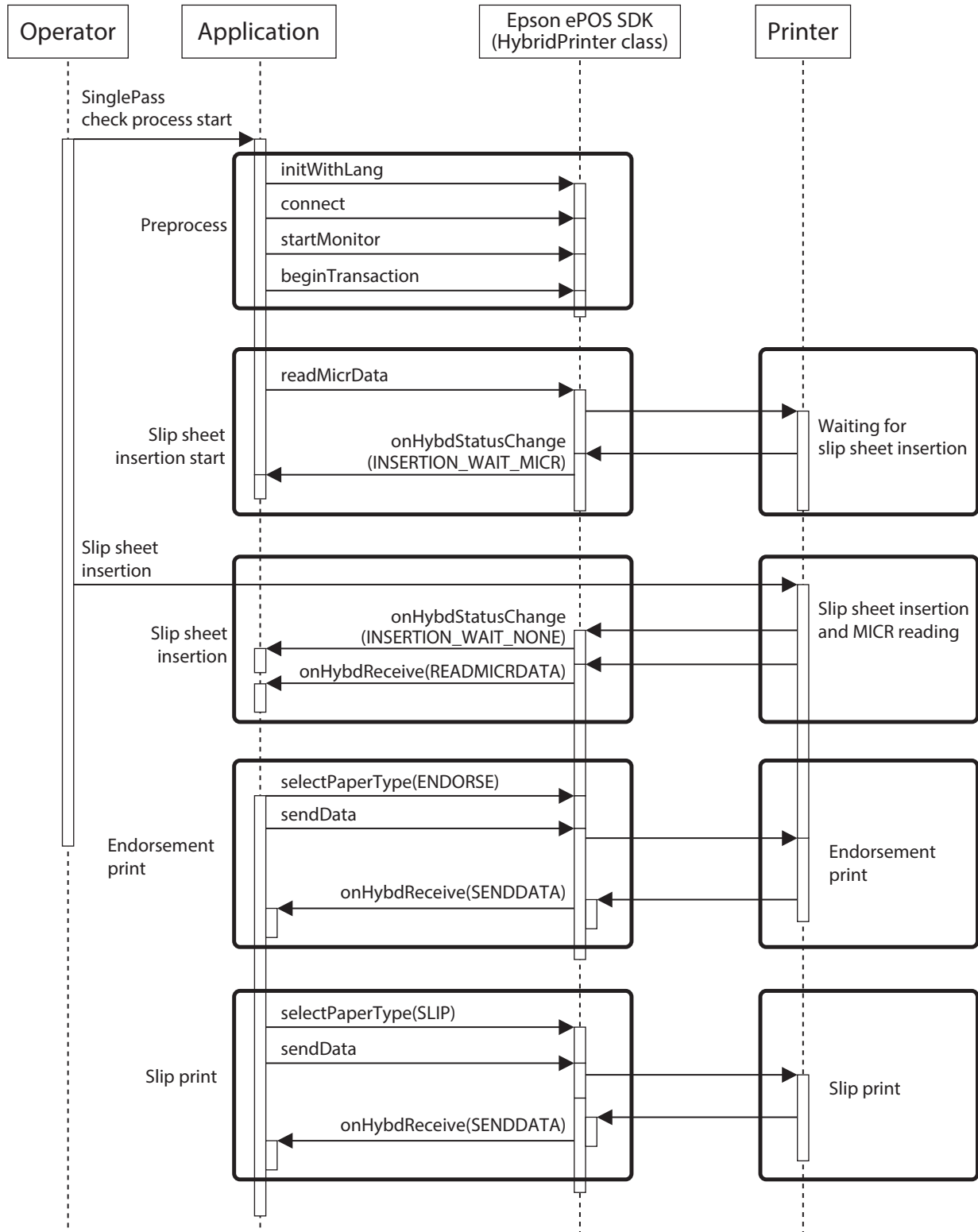
    return "\\(connectionTypeString):\\(macAddress)"
}

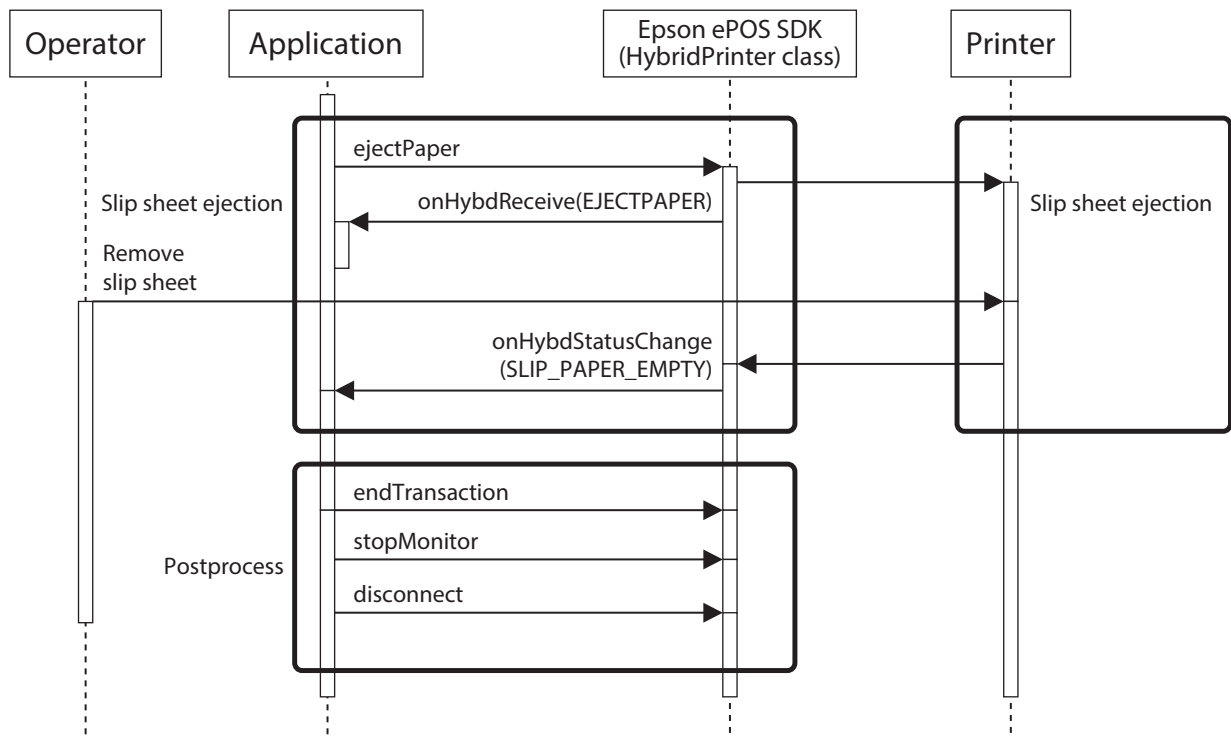
```

To perform check process

Epos2HybridPrinter class is used to control the hybrid model printers.

The following sequence diagram shows the flow from endorsement printing after MICR reading to slip printing.



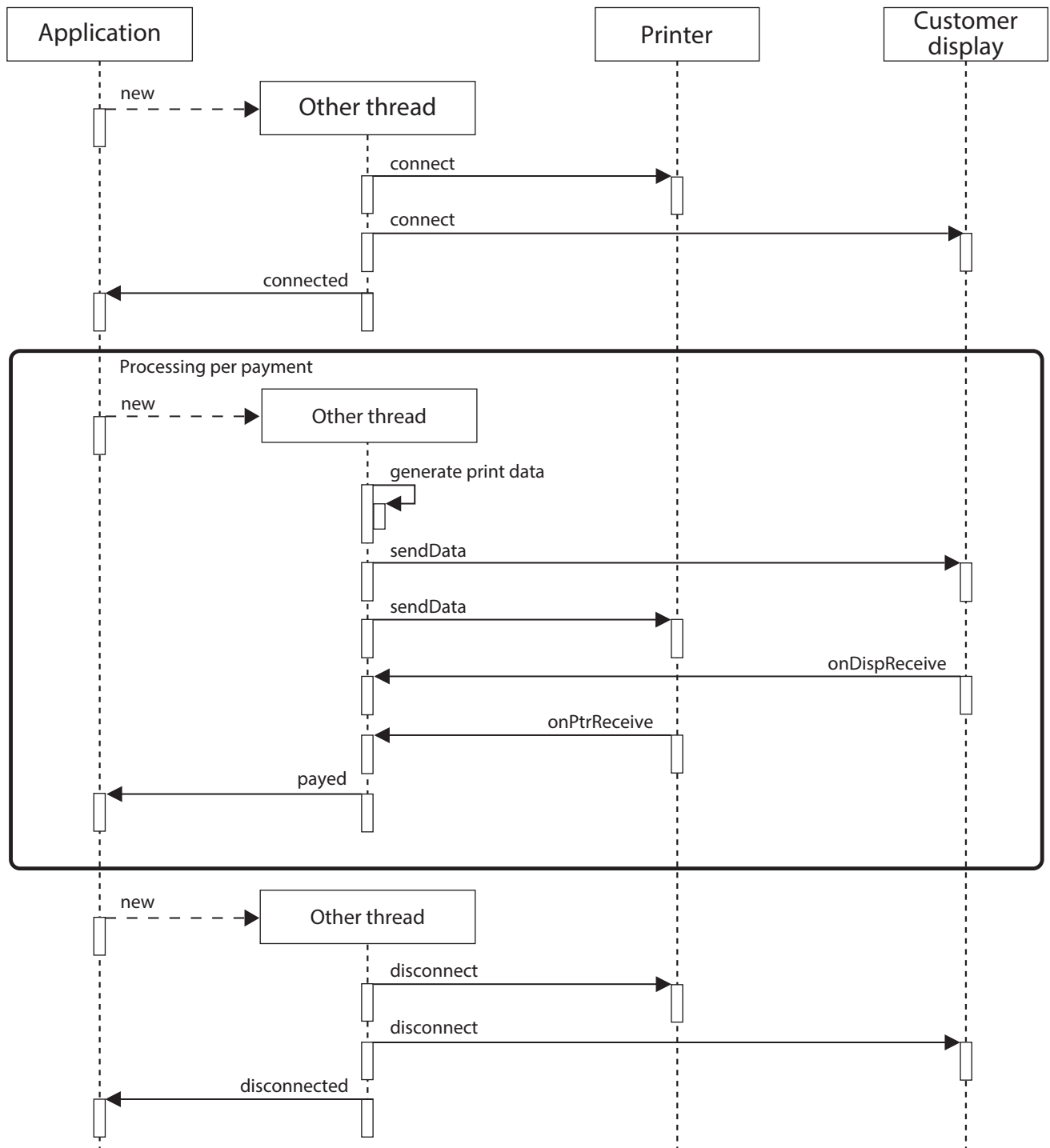


To control multiple peripheral devices

The sequence diagram that controls the printer and customer display is indicated below.



- To connect/disconnect communication with the printer or peripheral devices, call connect API/disconnect API from one thread to each peripheral device in order.
- The following process can be processed concurrently in one thread.
 - * Displaying data on the customer display
 - * Receipt printing

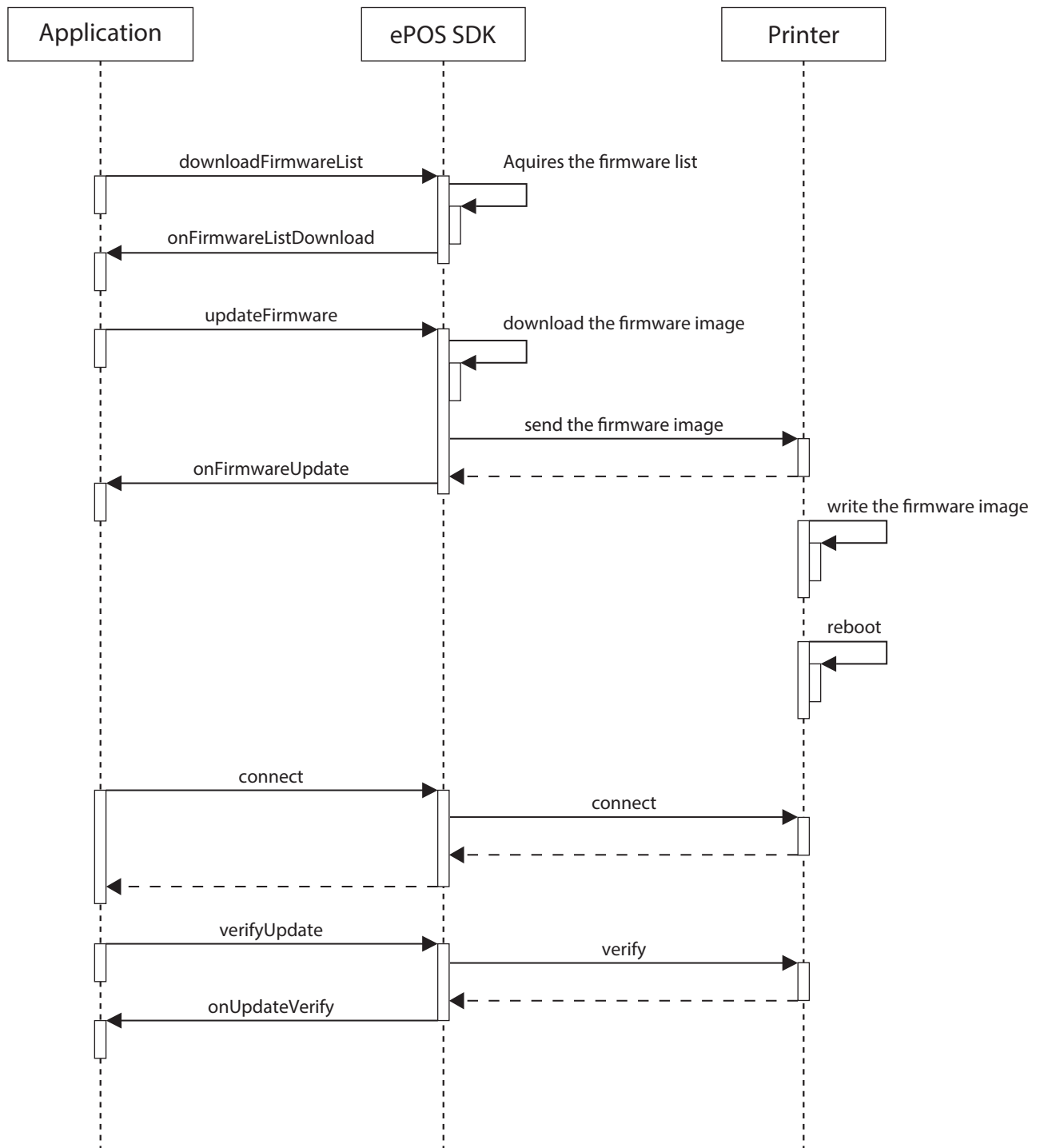


To update the printer firmware version

Use the following APIs in the Printer class:

- [downloadFirmwareList](#)
- [updateFirmware](#)
- [verifyUpdate](#)

The sequence diagram of firmware version update is shown below.

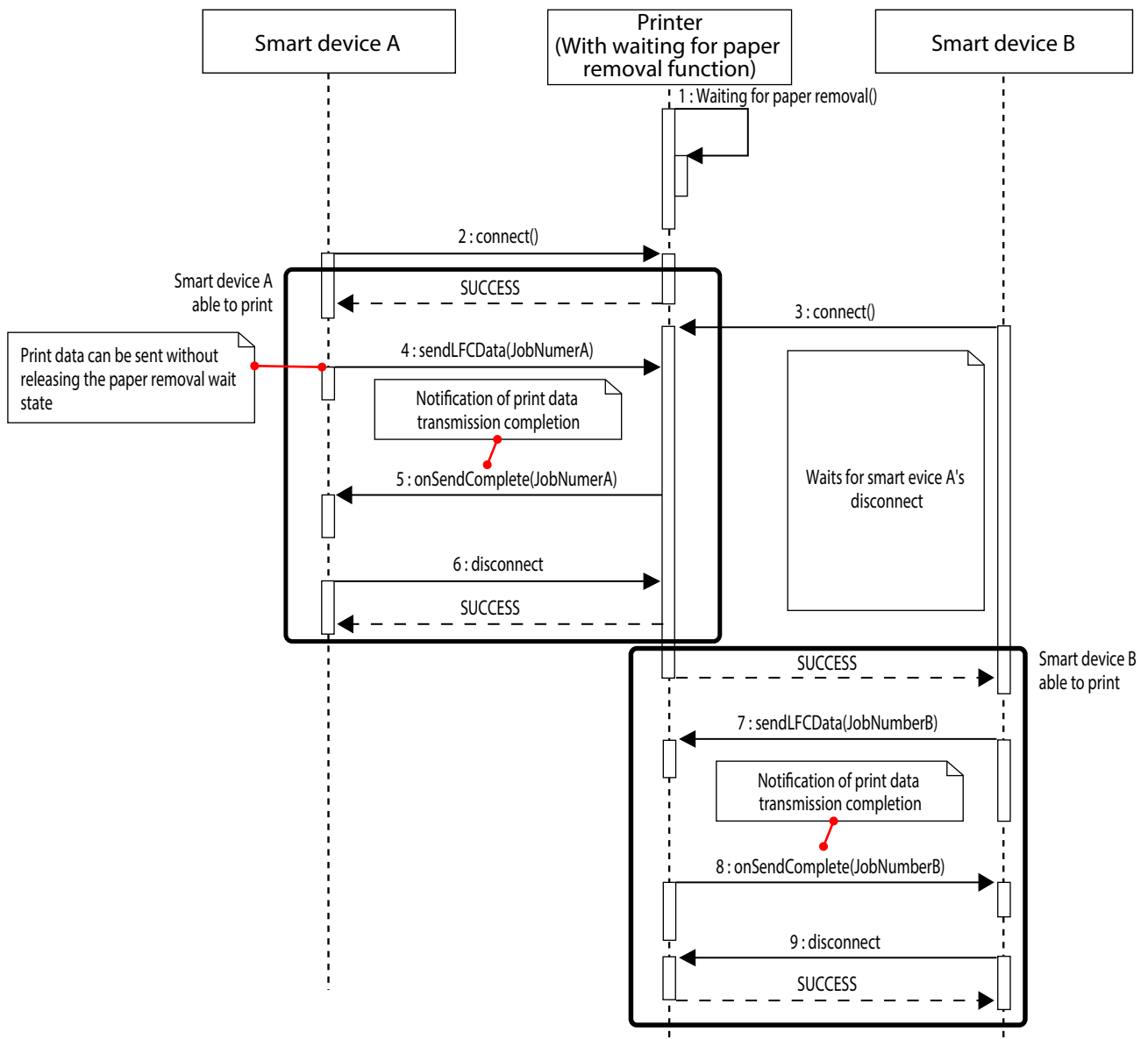


How to Effectively Use the Epos2LFCPrinter

The [Epos2LFCPrinter class](#) is beneficial when multiple smart devices are used for a single printer with the waiting for paper removal function.

Use [Epos2Printer class](#) when one smart device is used for one printer with the waiting for paper removal function.

The following shows the process flow using the Epos2LFCPrinter class.



The following shows the process flow using the Epos2Printer class.

